



Parts Catalog

Mazda RX-7
U.S.A.
('91 ▶ '92)



FC3 • • • -900001-950000
FC35 • -100001-200000

Jan. '94 (FINAL)

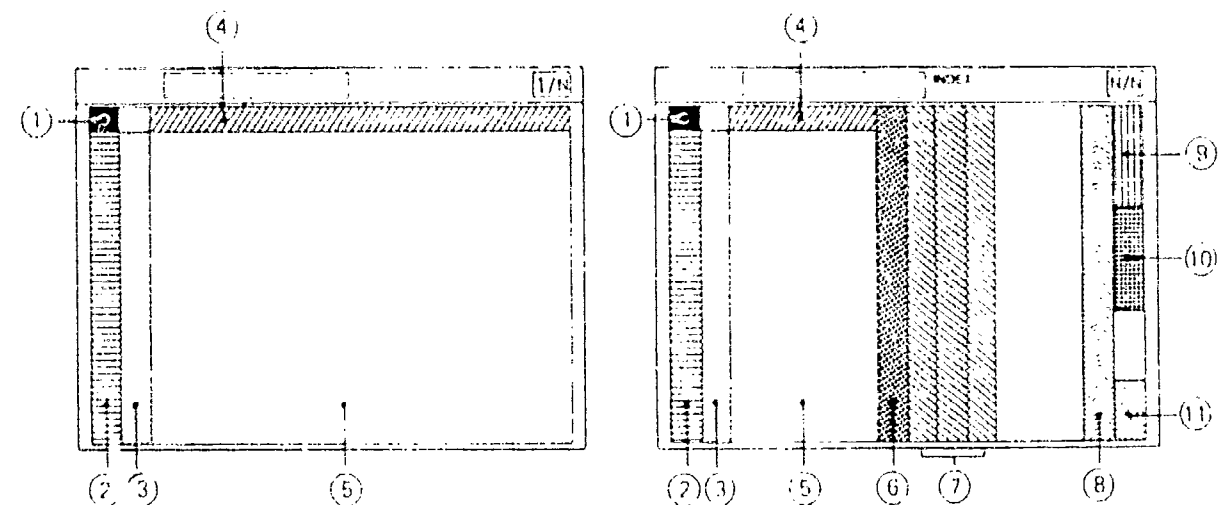
Catalog No. AU-FA03-07

mazda

© 1994 Mazda Motor Corporation

LAYOUT OF CONTENTS / DISPOSITION TYPOGRAPHIQUE DE CONTENU / DISPOSICION DEL CONTENIDO / ANORDNUNG DES INHALTS


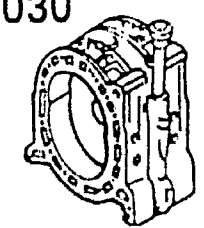
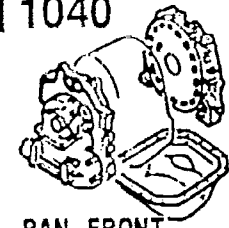
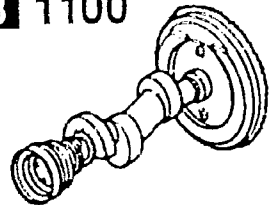

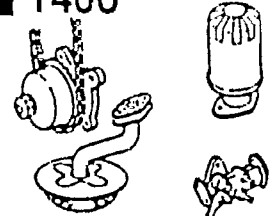
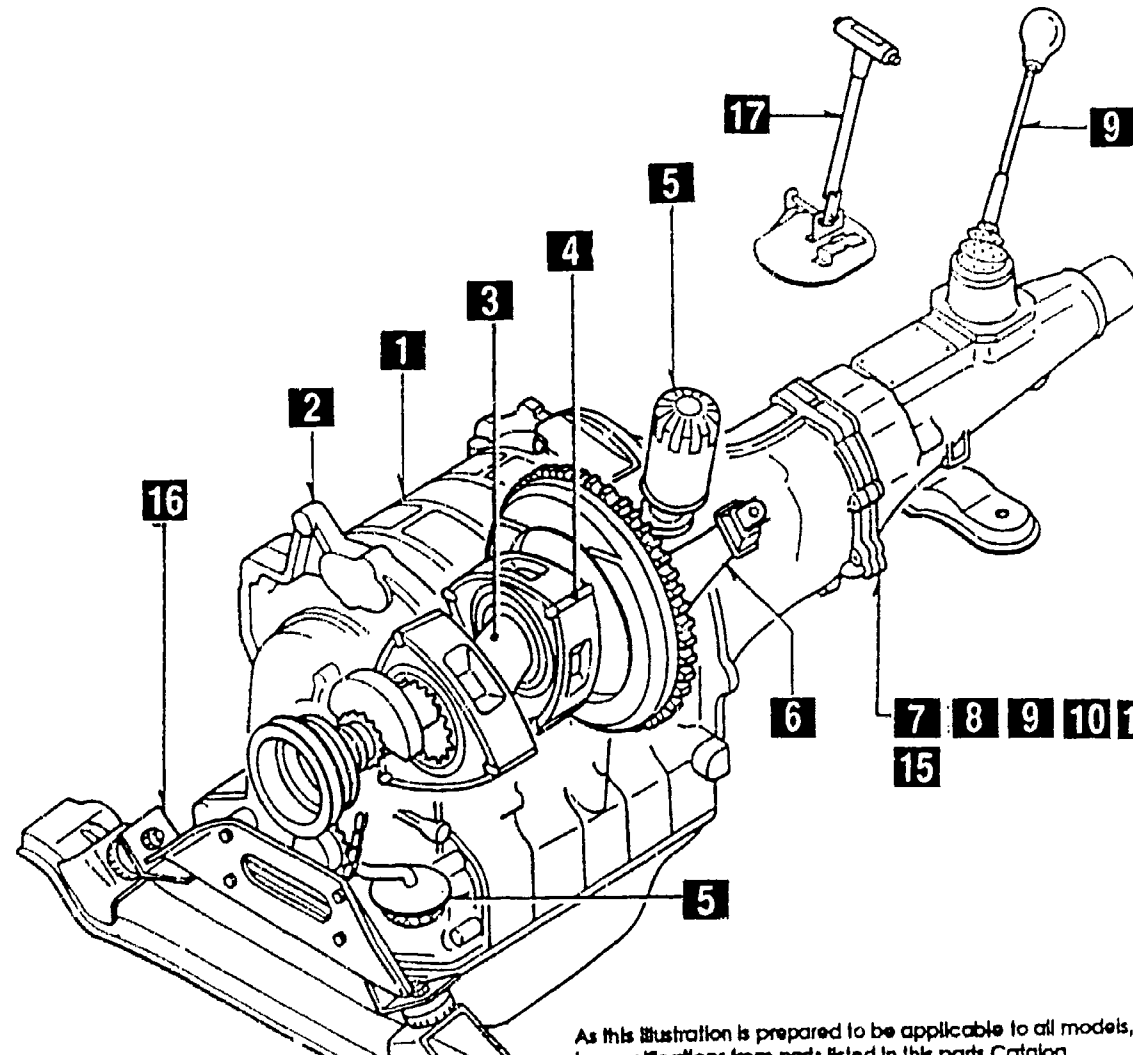
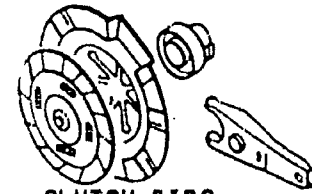

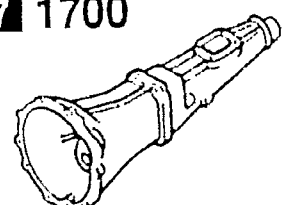
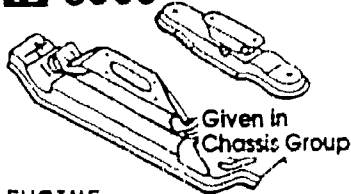
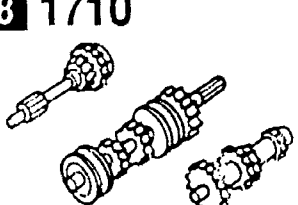
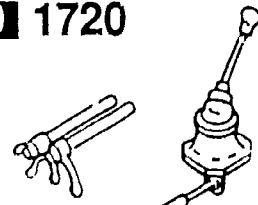
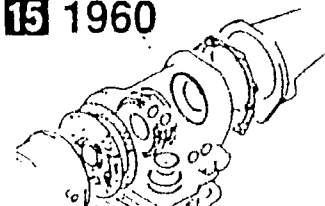
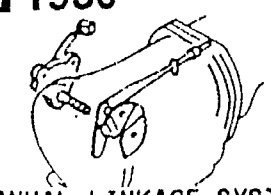
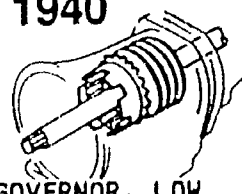
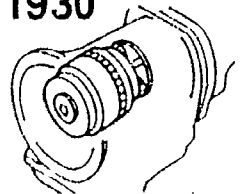
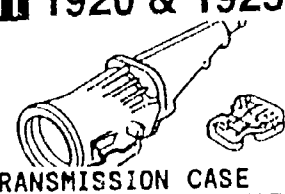
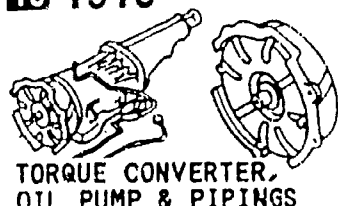
- The following is a typical example of the layout of contents on Mazda microfiche parts catalog.
- Voici un exemple typique de la disposition typographique de contenu dans les microfiches de catalogue des pièces de Mazda.
- El siguiente es un ejemplo típico de la disposición del contenido en una microficha del catálogo de repuestos de Mazda.
- Folgendes ist ein typisches Beispiel der Inhaltsanordnung des Mazda-Mikrofiche Teilekatalogs.



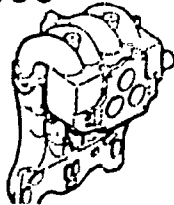
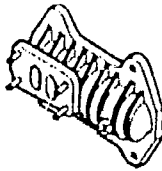

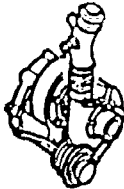

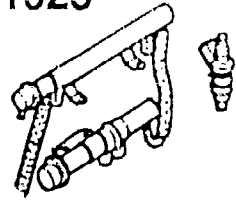
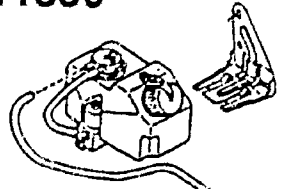
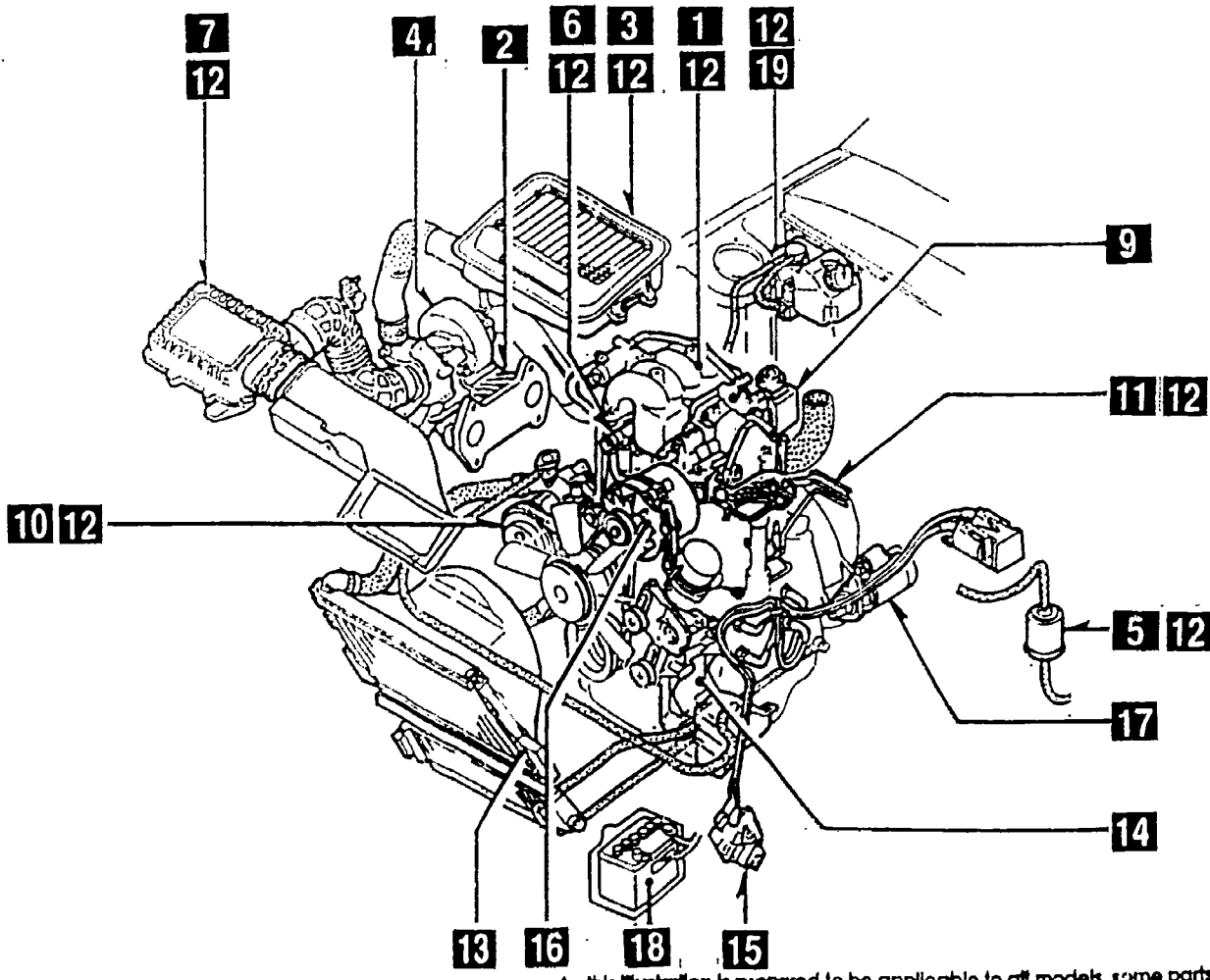
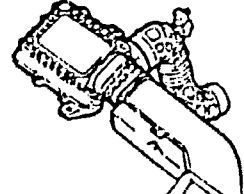
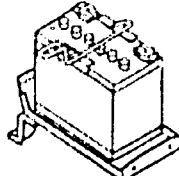
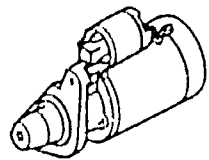
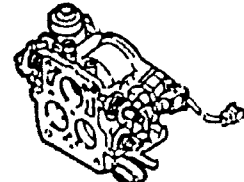
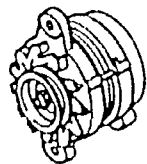

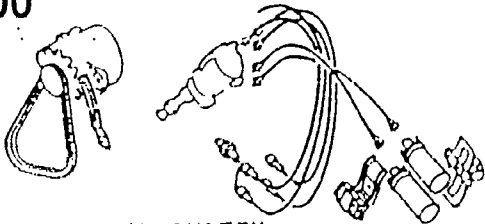
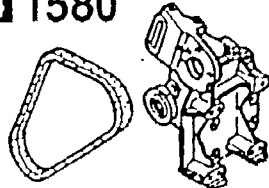

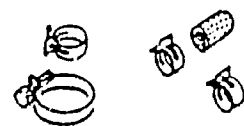
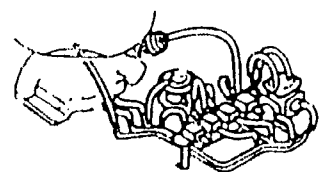
Remark : The items listed under ④ have been deleted from each fiche since Dec. '93

- | | | |
|--|---|---|
| ① • Layout of contents
• Disposition Typographique de Contenu
• Disposición del contenido
• Anordnung des Inhalts | ② • Pictorial Index
• Index par Schémas
• Índice Gráfico
• Illustrierter Index | ③ • Master Section No. Index
• Index des Numéros des Sections Totale
• Índice del Número de la Sección Maestra
• Hauptabschnittsnummer-Index |
| ④ • Section No. Index for the Column
• Index des Numéros des Sections pour les Colonnes
• N° de la Sección para el Índice
• Abschnittsnummer-Index für die Spalte | ⑤ • Illustration & Text
• Illustrations et Textes
• Ilustración y Texto
• Abbildung und Text | ⑥ • Part No. Index
• Index des Numéros des Pièces
• Índice del N° de Pieza
• Teile-Nr.-Index |
| ⑦ • Alphabetical Index
• Index Alphabétique
• Índice Alfabético
• Alphabetischer Index | ⑧ • Model Identification
• Identification des Modèles
• Identificación del Modelo
• Modell-Kennzeichnung | ⑨ • Vehicle Identification System
• Système d'Identification de Véhicule
• Sistema de Identificación de Vehículo
• Fahrzeug-Identifikations-system |

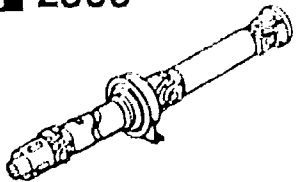
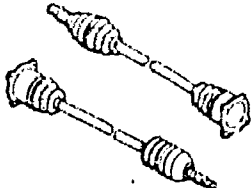
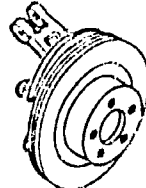

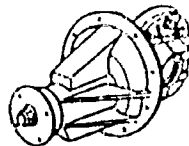
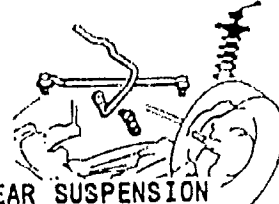
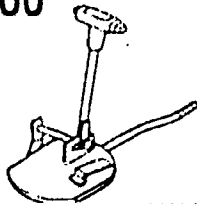
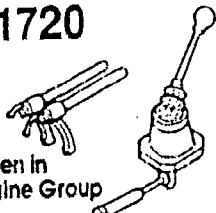
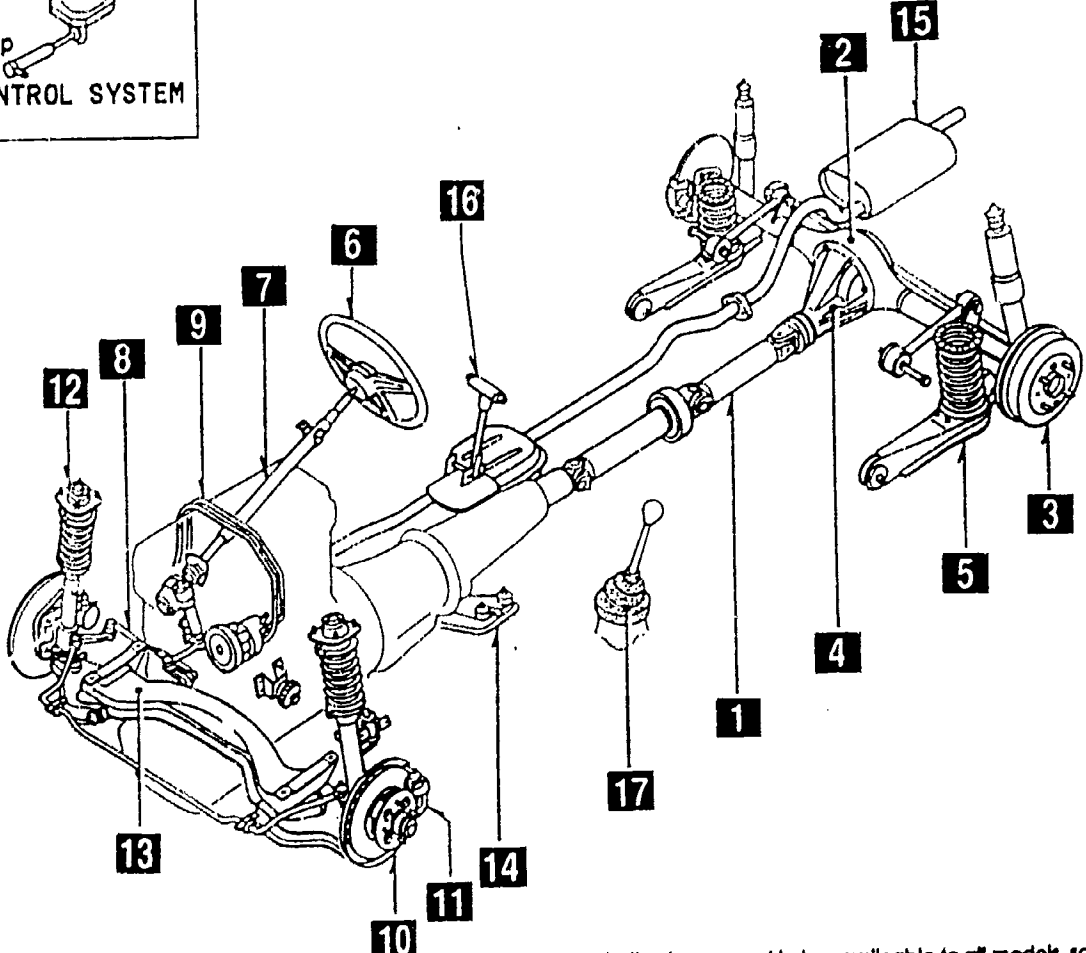
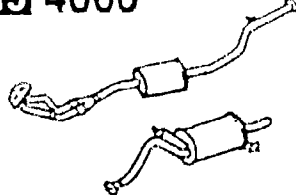
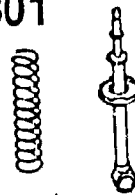
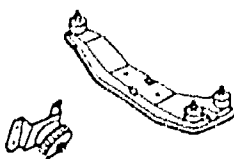
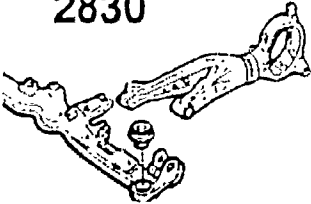
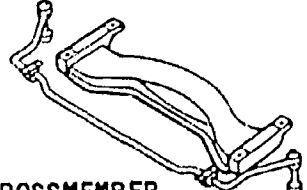

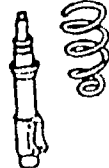


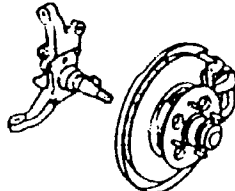
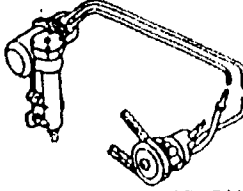
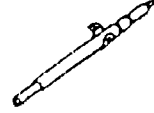
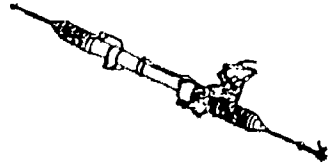
PICTORIAL INDEX

<p>1000</p> 	<p>1 1030</p> 	<p>2 1040</p> 	<p>3 1100</p> 	<p>4 1110</p> 	<p>5 1400</p> 
<p>SHORT ENGINE & GASKET SETS</p>	<p>ENGINE (1/2)</p> 				<p>6 1600</p> 
<p>17 4600</p> <p>Given in Chassis Group</p> 					<p>7 1700</p> 
<p>16 3900</p> <p>Given in Chassis Group</p> 					<p>8 1710</p> 
<p>ENGINE & T/MISSION MOUNTINGS</p>					<p>9 1720</p> 
<p>15 1960</p> 	<p>14 1950</p> 	<p>13 1940</p> 	<p>12 1930</p> 	<p>11 1920 & 1925</p> 	<p>10 1910</p> 
<p>GASKET & SEAL KIT (AUTOMATIC)</p>	<p>MANUAL LINKAGE SYSTEM (AUTOMATIC)</p>	<p>GOVERNOR, LOW & REVERSE PISTON (AUTOMATIC)</p>	<p>CLUTCHES & PLANETARY GEARS (AUTOMATIC)</p>	<p>TRANSMISSION CASE & MAIN CONTROL SYSTEM (AUTOMATIC)</p>	<p>TORQUE CONVERTER, OIL PUMP & PIPINGS (AUTOMATIC)</p>

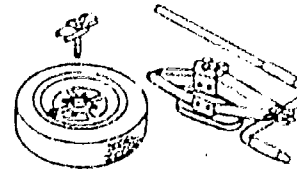

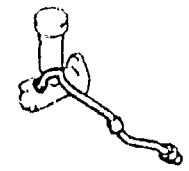
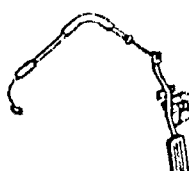
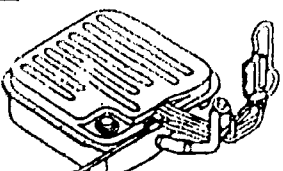
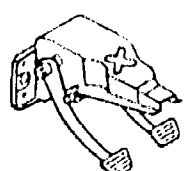
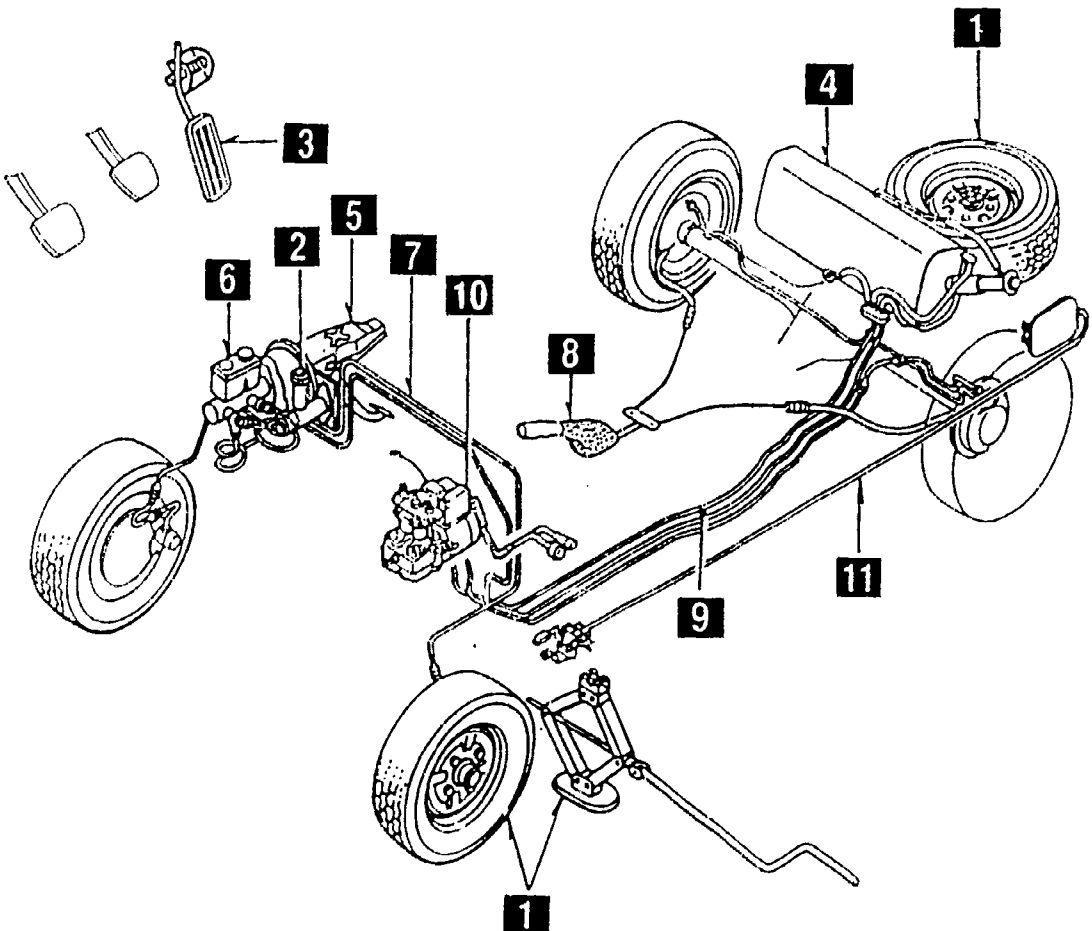
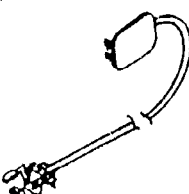
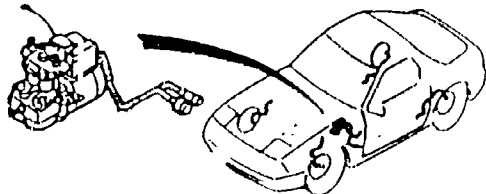
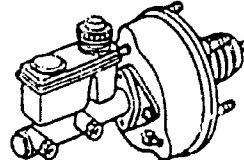
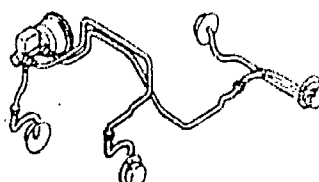
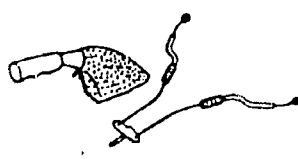
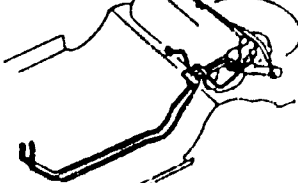
PICTORIAL INDEX

<div>1 1300</div> <div></div> <div>INLET MANIFOLD</div>	<div>2 1310</div> <div></div> <div>EXHAUST MANIFOLD</div>	<div>3 1311</div> <div></div> <div>INTER COOLER</div>	<div>4 1312</div> <div></div> <div>TURBO CHARGER</div>	<div>5 1320</div> <div></div> <div>FUEL SYSTEM</div>	<div>6 1325</div> <div></div> <div>FUEL DISTRIBUTOR</div>
<div>19 1350</div> <div></div> <div>STARTING ASSIST SYSTEM</div>	<div>ENGINE (2/2)</div> <div></div> <div>As this illustration is prepared to be applicable to all models, some parts are different in specifications from parts listed in this parts Catalog.</div>				<div>7 1330</div> <div></div> <div>AIR CLEANER</div>
<div>18 1850</div> <div></div> <div>BATTERY</div>					<div>8</div>
<div>17 1840</div> <div></div> <div>STARTER</div>					<div>9 1364</div> <div></div> <div>THROTTLE BODY</div>
<div>16 1830</div> <div></div> <div>ALTERNATOR</div>					<div>10 1371</div> <div></div> <div>AIR PUMP & AIR CONTROL VALVE</div>
<div>15 1800</div> <div></div> <div>ENGINE ELECTRICAL SYSTEM</div>	<div>14 1580</div> <div></div> <div>BRACKET, PULLEY & BELT</div>	<div>13 1500</div> <div></div> <div>COOLING SYSTEM</div>	<div>12 1399</div> <div></div> <div>CAP & HOSE CLIP (INLET & EXHAUST SIDE)</div>	<div>11 1380</div> <div></div> <div>EMISSION CONTROL SYSTEM</div>	


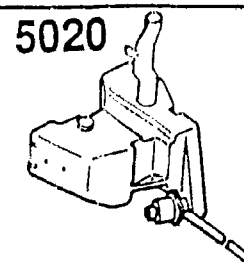

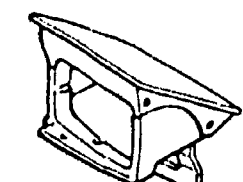
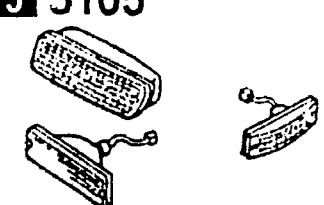
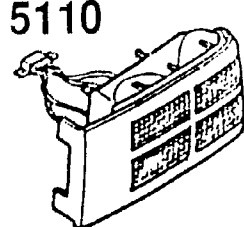
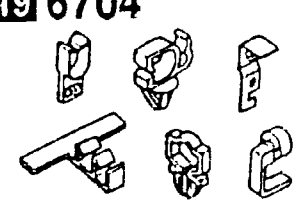
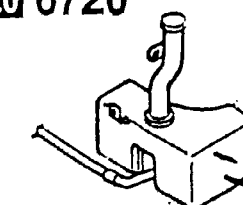
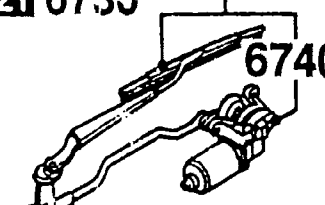
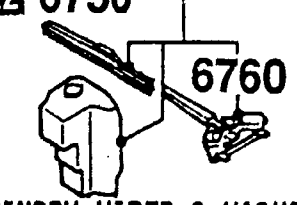
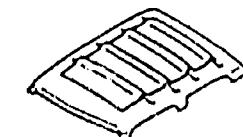
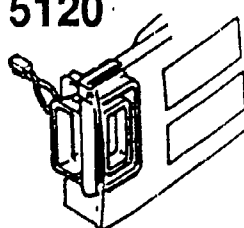
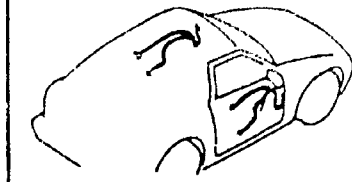
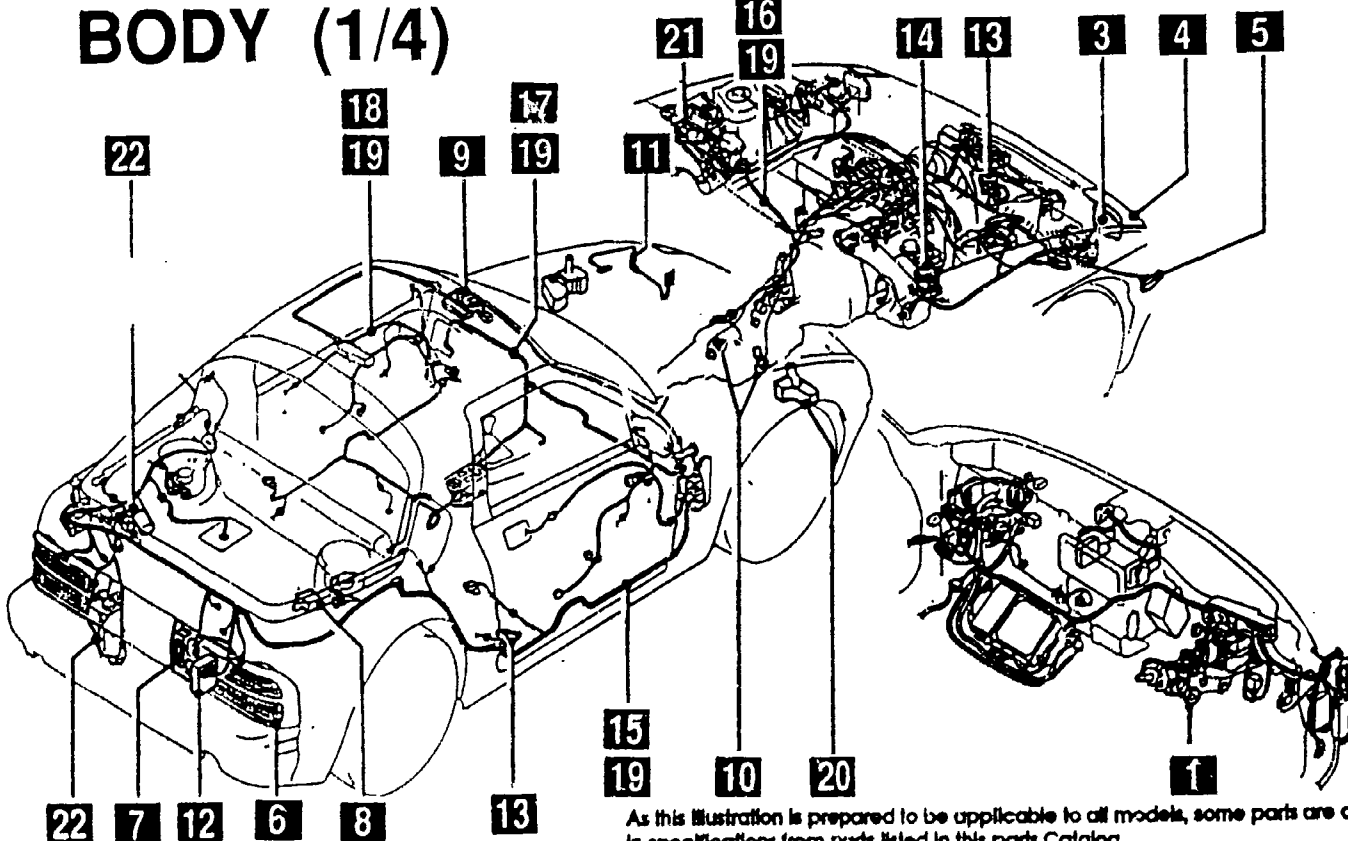
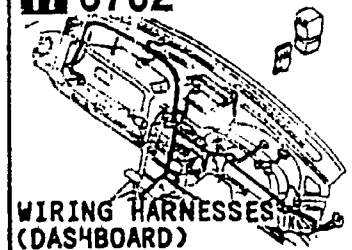


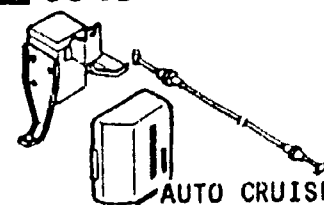

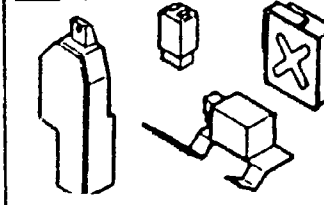
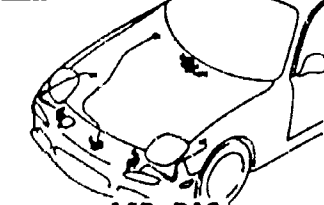
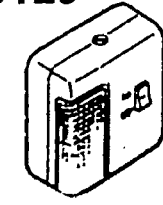

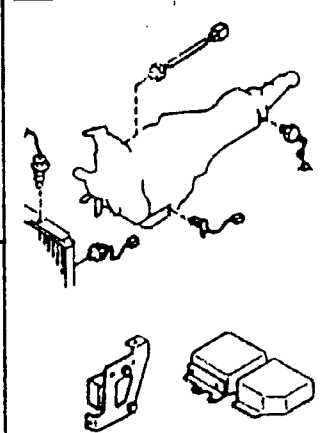
PICTORIAL INDEX

1 2505  REAR PROPELLER SHAFT	2 2550  REAR DRIVE SHAFT	2600  REAR AXLE	3 2610  REAR BRAKE MECHANISMS	4 2710  REAR DIFFERENTIALS	5 2800 & 2810  REAR SUSPENSION MECHANISMS
16 4600  CHANGE CONTROL SYSTEM (AT)	17 1720  Given in Engine Group CHANGE CONTROL SYSTEM (MANUAL)	<div>CHASSIS (1/2)</div>  <p>As this illustration is prepared to be applicable to all models, some parts are different in specifications from parts listed in this parts Catalog.</p>			
15 4000  EXHAUST SYSTEM					2801  REAR SPRING & DAMPER
14 3900  ENGINE & T/MISSION MOUNTINGS					2830  REAR LOWER ARMS & SUB FRAME
13 3410  CROSSMEMBER & STABILIZER					6 3200  STEERING WHEEL
12 3401  FRONT SPRING & DAMPER	3400  FRONT SUSPENSION MECHANISMS	11 3310  FRONT BRAKE MECHANISMS	10 3300  FRONT AXLE	9 3240  POWER STEERING SYSTEM	7 3210  STEERING COLUMN & SHAFTS
					8 3220  STEERING GEAR



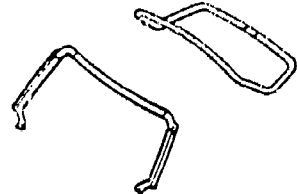

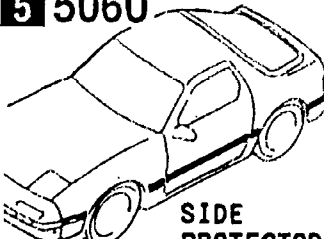
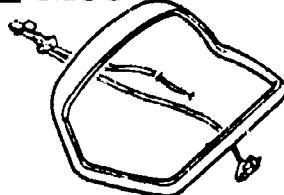

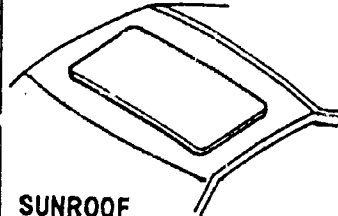

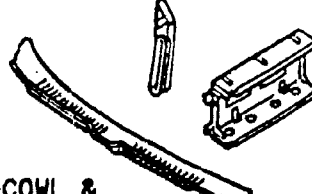
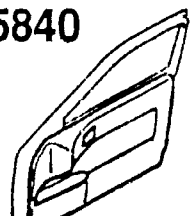
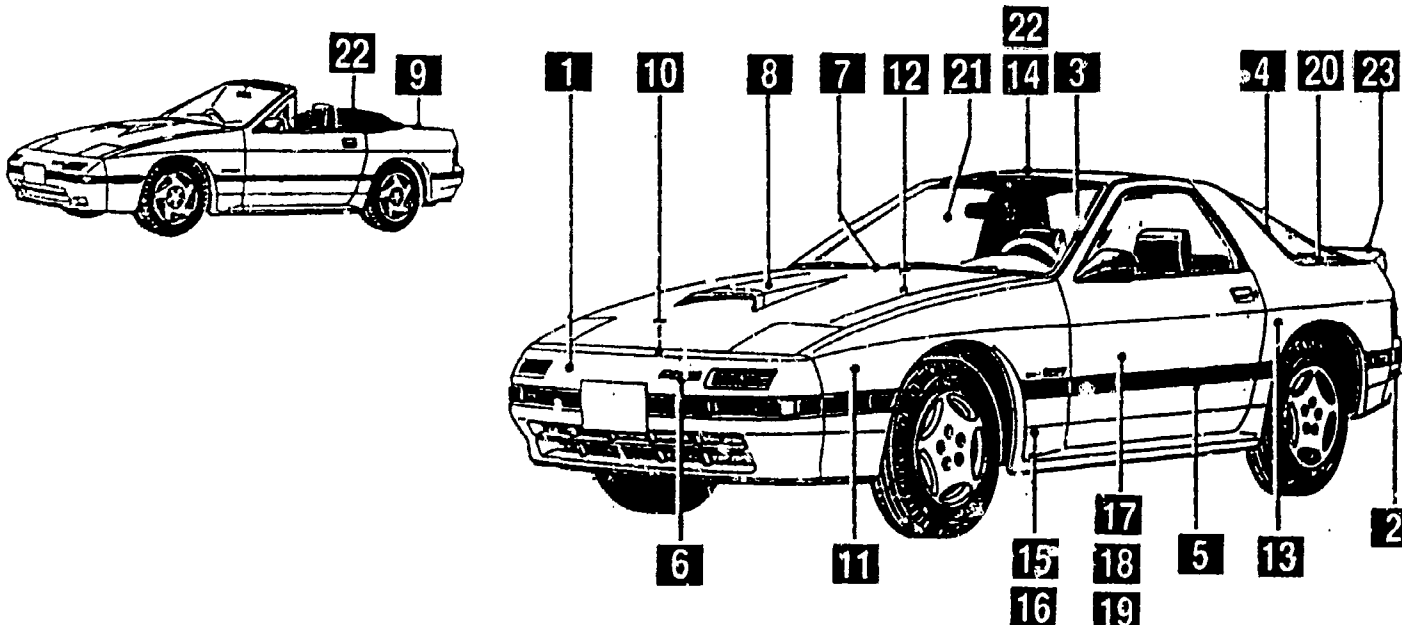
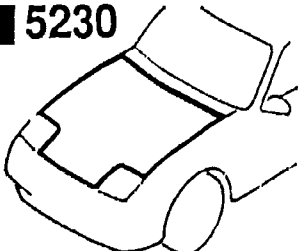

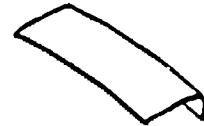
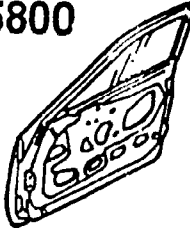
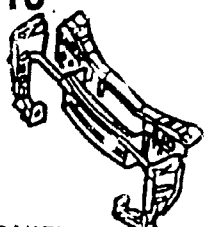
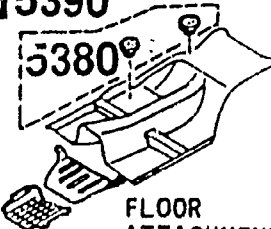
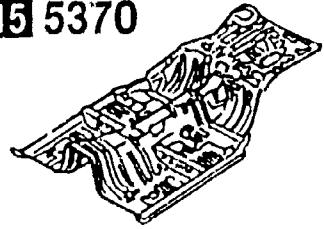
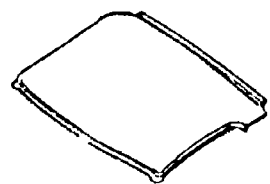
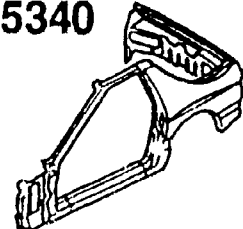

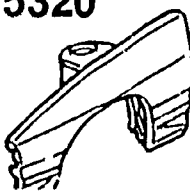
PICTORIAL INDEX

1 3700  TIRES & JACK	2 4140  CLUTCH RELEASE & MASTER CYLINDERS (MANUAL TRANSMISSION)	4145  CLUTCH PIPINGS (MANUAL TRANSMISSION)	3 4160  ACCELERATOR CONTROL SYSTEM	4 4200  FUEL TANK	5 4300  CLUTCH & BRAKE PEDALS
<div data-bbox="1134 526 1639 610" data-label="Section-Header"> <h2>CHASSIS (2/2)</h2> </div>  <p data-bbox="1284 1628 2083 1682">As this illustration is prepared to be applicable to all models, some parts are different in specifications from parts listed in this parts Catalog.</p>					
			11 4210  FUEL LID OPENER	10 4370  ANTILOCK BRAKE SYSTEM	<div data-bbox="2096 510 2427 805"> 6 4340  BRAKE MASTER CYLINDER & POWER BRAKE </div> <div data-bbox="2096 805 2427 1099"> 7 4360  BRAKE PIPINGS </div> <div data-bbox="2096 1099 2427 1394"> 8 4400  PARKING BRAKE SYSTEM </div> <div data-bbox="2096 1394 2427 1678"> 9 4500  FUEL PIPINGS </div>

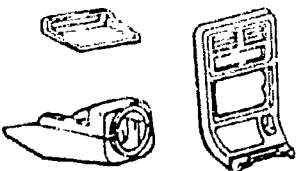
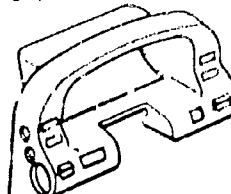
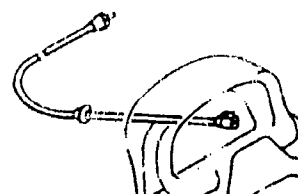
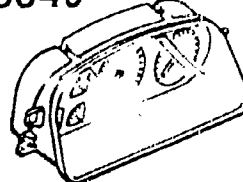
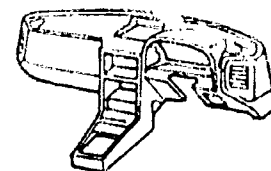
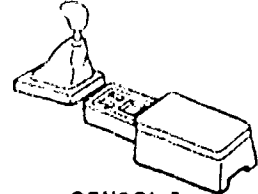
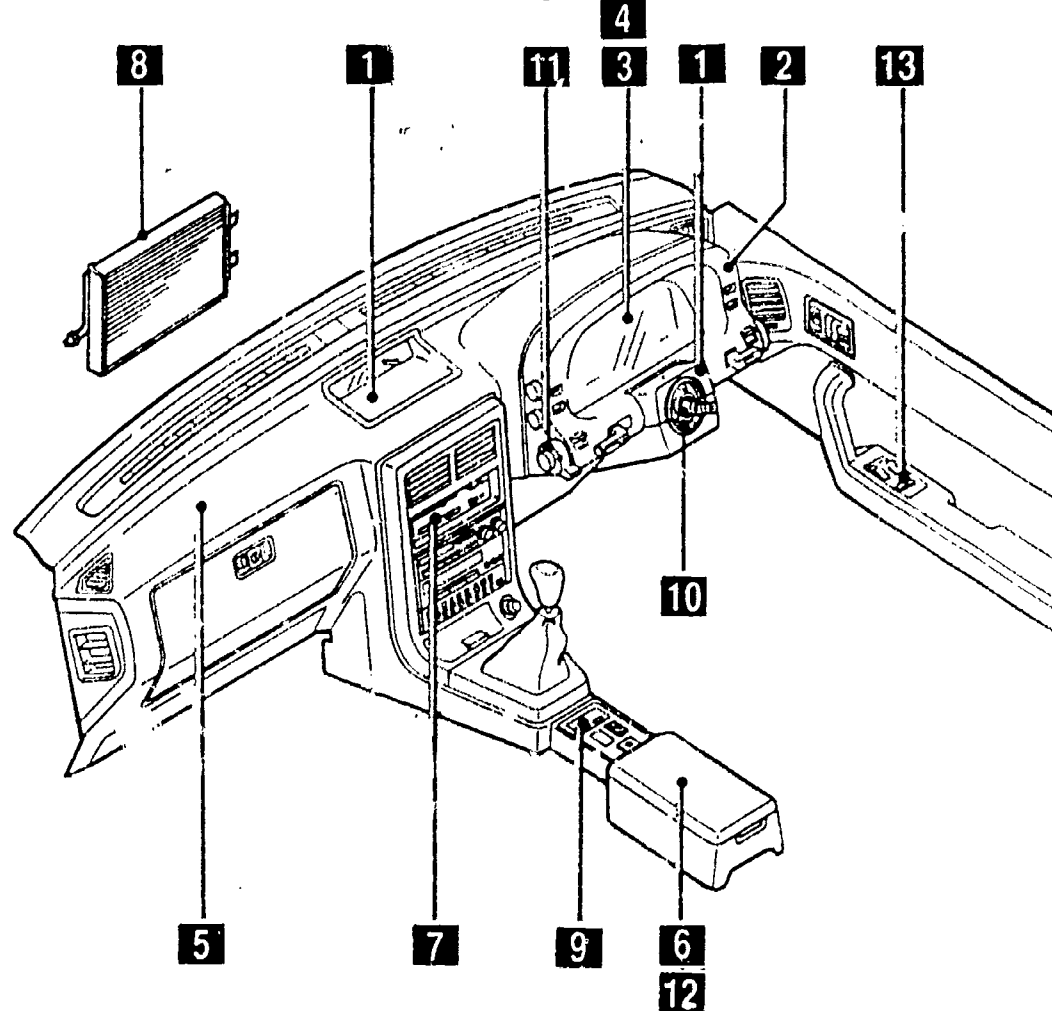


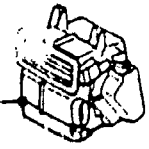

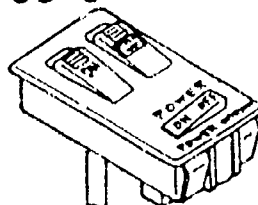
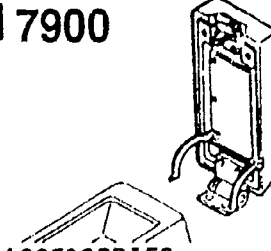
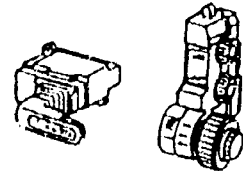
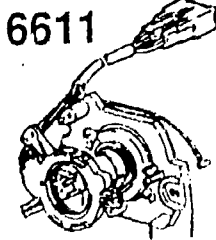
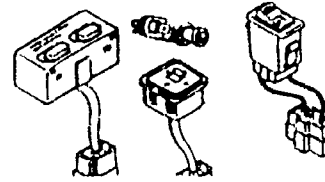
PICTORIAL INDEX

1 0900  KEY SETS	2 5020  HEAD LAMP CLEANER	3 5100  HEAD LAMPS	4 5103  HEAD LAMP RETRACTORS	5 5105  FRONT COMBINATION LAMPS	6 5110  REAR COMBINATION LAMPS
19 6704  WIRING HARNESS CLAMPS	20 6720  WINDSHIELD WASHER	21 6730  WINDSHIELD WIPERS	22 6750  WINDOW WIPER & WASHER (REAR)	23 6800  CEILING TRIMS	7 5120  LICENSE LAMPS
18 6703  WIRING HARNESSSES (DOOR, FLOOR/CEILING)	<div> BODY (1/4)  </div> <p>As this illustration is prepared to be applicable to all models, some parts are different in specifications from parts listed in this parts Catalog.</p>				
17 6702  WIRING HARNESSSES (DASHBOARD)					
16 6701  WIRING HARNESSSES (ENGINE & T/MISSION)					
15 6700  WIRING HARNESSSES (FRONT & REAR)	14 6640  AUTO CRUISE CONTROL SYSTEM	13 6635  DOOR SWITCH & HORNS	12 6630  RELAYS & UNIT (BODY)	11 5795  AIR BAG	8 5125  INTERIOR LAMPS
					9 5130  OVERHEAD CONSOLE
					10 6600  SWITCHES & RELAYS (ENGINE)

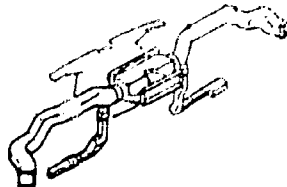
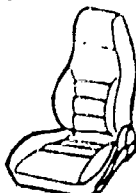
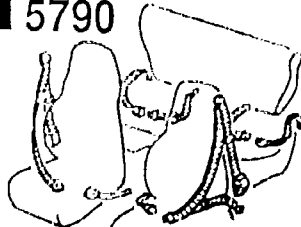
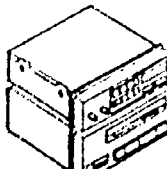
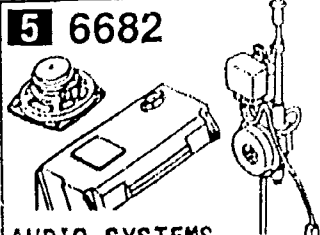

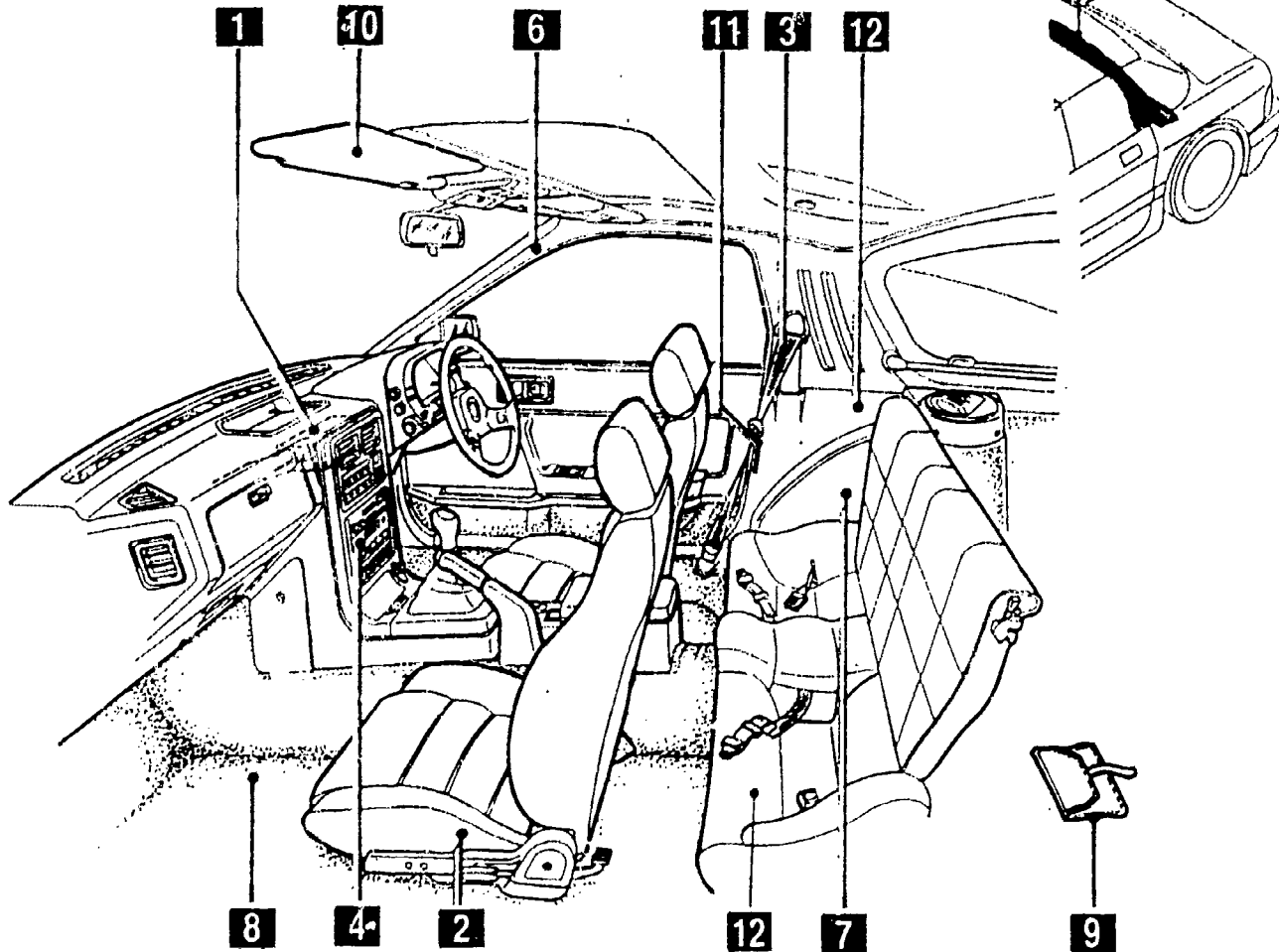

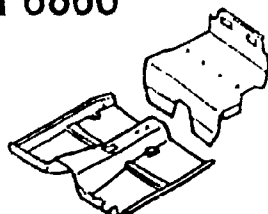
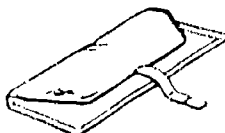
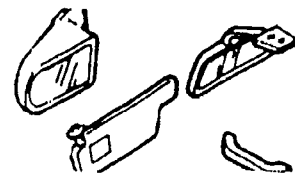
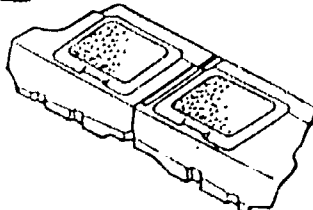
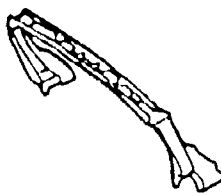
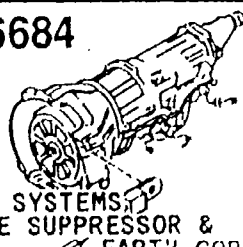


PICTORIAL INDEX

1 5000  FRONT BUMPER	2 5010  REAR BUMPER	3 5030  WINDOW MOULDINGS	4 5040  BODY MOULDINGS	5 5060  SIDE PROTECTORS	6 5170 RX-7 MAZDA ORNAMENTS
20 6230  LIFT GATE MECHANISMS	21 6300  WINDOW GLASSES	22 6330  SUNROOF	23 7800  SPOILERS & RELATED PARTS		7 5180  COWL & EXTRACTOR GRILLES
19 5840  FRONT DOOR TRIMS & RELATED PARTS	<div> BODY (2/4)  </div>				8 5230  BONNET
18 5830  FRONT DOOR MECHANISMS					9 5260  TRUNK LID
17 5800  FRONT DOORS					10 5310  FRONT PANELS
16 5390 5380  FLOOR ATTACHMENTS	15 5370  FLOOR PANELS	14 5360  ROOF PANELS	13 5340  SIDE PANELS	12 5330  DASH & COWL PANELS	11 5320  FENDER & WHEEL APRON PANELS

PICTORIAL INDEX

1 5500  DASHBOARD EQUIPMENTS	2 5520  METER HOOD	3 5530  SPEEDOMETER CABLE	4 5540  METER SET & METER COMPONENTS	5 5560  DASHBOARD & RELATED PARTS	6 5570  CONSOLE
	<div data-bbox="1196 576 1572 646" data-label="Section-Header"> <h2>BODY (3/4)</h2> </div>  <p>As this illustration is prepared to be applicable to all models, some parts are different in specifications from the parts listed in this parts catalog.</p>				7  6120  6100  6110  6115 HEATER
	13 6615  POWER WINDOW SWITCHES	12 7900  ACCESSORIES	11 6612  CLUSTER SWITCH	10 6611  COMBINATION SWITCH	9 6610  DASHBOARD SWITCHES

PICTORIAL INDEX

<div>1 5580</div> <div></div> <div>VENTILATOR</div>	<div>2 5700</div> <div></div> <div>SEATS</div>	<div>3 5790</div> <div></div> <div>SEAT BELTS</div>	<div>4 6680</div> <div></div> <div>AUDIO SYSTEMS (RADIO & TAPE DECK)</div>	<div>5 6682</div> <div></div> <div>AUDIO SYSTEMS (ANTENNA & SPEAKER)</div>	<div>6 6820</div> <div></div> <div>FRONT HEADER TRIM & PILLAR TRIMS</div>	
<div>BODY (4/4)</div> <div></div>						<div>7 6840</div> <div></div> <div>TRIMS & SCUFF PLATES</div>
						<div>8 6860</div> <div></div> <div>FLOOR MATS & PADS</div>
						<div>9 6870</div> <div></div> <div>SERVICE TOOLS</div>
						<div>10 6900</div> <div></div> <div>VISORS, ASSIST HANDLES & MIRRORS</div>
<div>15 6845</div> <div></div> <div>STORAGE BOX</div>	<div>14 6810</div> <div></div> <div>ROLLERBAR</div>	<div>13 6684</div> <div></div> <div>AUDIO SYSTEMS (NOISE SUPPRESSOR & EARTH CORD)</div>	<div>12 7250</div> <div></div> <div>QUARTER WINDOW & TRIMS</div>	<div>11 6930</div> <div></div> <div>CAUTION PLATES & LABELS</div>		

1

AT 26 100 APT A03-0"

1. 2. 3. 4. 5. 6. 7. 8. 9. 10. 11. 12. 13. 14. 15. 16. 17. 18. 19. 20. 21. 22. 23. 24. 25. 26. 27. 28. 29. 30. 31. 32. 33. 34. 35. 36. 37. 38. 39. 40. 41. 42. 43. 44. 45. 46. 47. 48. 49. 50. 51. 52. 53. 54. 55. 56. 57. 58. 59. 60. 61. 62. 63. 64. 65. 66. 67. 68. 69. 70. 71. 72. 73. 74. 75. 76. 77. 78. 79. 80. 81. 82. 83. 84. 85. 86. 87. 88. 89. 90. 91. 92. 93. 94. 95. 96. 97. 98. 99. 100. 101. 102. 103. 104. 105. 106. 107. 108. 109. 110. 111. 112. 113. 114. 115. 116. 117. 118. 119. 120. 121. 122. 123. 124. 125. 126. 127. 128. 129. 130. 131. 132. 133. 134. 135. 136. 137. 138. 139. 140. 141. 142. 143. 144. 145. 146. 147. 148. 149. 150. 151. 152. 153. 154. 155. 156. 157. 158. 159. 160. 161. 162. 163. 164. 165. 166. 167. 168. 169. 170. 171. 172. 173. 174. 175. 176. 177. 178. 179. 180. 181. 182. 183. 184. 185. 186. 187. 188. 189. 190. 191. 192. 193. 194. 195. 196. 197. 198. 199. 200. 201. 202. 203. 204. 205. 206. 207. 208. 209. 210. 211. 212. 213. 214. 215. 216. 217. 218. 219. 220. 221. 222. 223. 224. 225. 226. 227. 228. 229. 230. 231. 232. 233. 234. 235. 236. 237. 238. 239. 240. 241. 242. 243. 244. 245. 246. 247. 248. 249. 250. 251. 252. 253. 254. 255. 256. 257. 258. 259. 260. 261. 262. 263. 264. 265. 266. 267. 268. 269. 270. 271. 272. 273. 274. 275. 276. 277. 278. 279. 280. 281. 282. 283. 284. 285. 286. 287. 288. 289. 290. 291. 292. 293. 294. 295. 296. 297. 298. 299. 300. 301. 302. 303. 304. 305. 306. 307. 308. 309. 310. 311. 312. 313. 314. 315. 316. 317. 318. 319. 320. 321. 322. 323. 324. 325. 326. 327. 328. 329. 330. 331. 332. 333. 334. 335. 336. 337. 338. 339. 340. 341. 342. 343. 344. 345. 346. 347. 348. 349. 350. 351. 352. 353. 354. 355. 356. 357. 358. 359. 360. 361. 362. 363. 364. 365. 366. 367. 368. 369. 370. 371. 372. 373. 374. 375. 376. 377. 378. 379. 380. 381. 382. 383. 384. 385. 386. 387. 388. 389. 390. 391. 392. 393. 394. 395. 396. 397. 398. 399. 400. 401. 402. 403. 404. 405. 406. 407. 408. 409. 410. 411. 412. 413. 414. 415. 416. 417. 418. 419. 420. 421. 422. 423. 424. 425. 426. 427. 428. 429. 430. 431. 432. 433. 434. 435. 436. 437. 438. 439. 440. 441. 442. 443. 444. 445. 446. 447. 448. 449. 450. 451. 452. 453. 454. 455. 456. 457. 458. 459. 460. 461. 462. 463. 464. 465. 466. 467. 468. 469. 470. 471. 472. 473. 474. 475. 476. 477. 478. 479. 480. 481. 482. 483. 484. 485. 486. 487. 488. 489. 490. 491. 492. 493. 494. 495. 496. 497. 498. 499. 500. 501. 502. 503. 504. 505. 506. 507. 508. 509. 510. 511. 512. 513. 514. 515. 516. 517. 518. 519. 520. 521. 522. 523. 524. 525. 526. 527. 528. 529. 530. 531. 532. 533. 534. 535. 536. 537. 538. 539. 540. 541. 542. 543. 544. 545. 546. 547. 548. 549. 550. 551. 552. 553. 554. 555. 556. 557. 558. 559. 560. 561. 562. 563. 564. 565. 566. 567. 568. 569. 570. 571. 572. 573. 574. 575. 576. 577. 578. 579. 580. 581. 582. 583. 584. 585. 586. 587. 588. 589. 590. 591. 592. 593. 594. 595. 596. 597. 598. 599. 600. 601. 602. 603. 604. 605. 606. 607. 608. 609. 610. 611. 612. 613. 614. 615. 616. 617. 618. 619. 620. 621. 622. 623. 624. 625. 626. 627. 628. 629. 630. 631. 632. 633. 634. 635. 636. 637. 638. 639. 640. 641. 642. 643. 644. 645. 646. 647. 648. 649. 650. 651. 652. 653. 654. 655. 656. 657. 658. 659. 660. 661. 662. 663. 664. 665. 666. 667. 668. 669. 670. 671. 672. 673. 674. 675. 676. 677. 678. 679. 680. 681. 682. 683. 684. 685. 686. 687. 688. 689. 690. 691. 692. 693. 694. 695. 696. 697. 698. 699. 700. 701. 702. 703. 704. 705. 706. 707. 708. 709. 710. 711. 712. 713. 714. 715. 716. 717. 718. 719. 720. 721. 722. 723. 724. 725. 726. 727. 728. 729. 730. 731. 732. 733. 734. 735. 736. 737. 738. 739. 740. 741. 742. 743. 744. 745. 746. 747. 748. 749. 750. 751. 752. 753. 754. 755. 756. 757. 758. 759. 760. 761. 762. 763. 764. 765. 766. 767. 768. 769. 770. 771. 772. 773. 774. 775. 776. 777. 778. 779. 780. 781. 782. 783. 784. 785. 786. 787. 788. 789. 790. 791. 792. 793. 794. 795. 796. 797. 798. 799. 800. 801. 802. 803. 804. 805. 806. 807. 808. 809. 810. 811. 812. 813. 814. 815. 816. 817. 818. 819. 820. 821. 822. 823. 824. 825. 826. 827. 828. 829. 830. 831. 832. 833. 834. 835. 836. 837. 838. 839. 840. 84

SECTION NAME INDEX (CHASSIS)

| LO.NO | SEC.NO | SECTION NAME | LO.NO | SEC.NO | SECTION NAME | LO.NO | SEC.NO | SECTION NAME |
|-------|--------|---|-------|--------|---|-------|--------|--------------|
| 2-C03 | 2505 | REAR PROPELLER SHAFT | 2-C08 | 4160 | ACCELERATOR CONTROL SYSTEM | | | |
| 2-D03 | 2550 | REAR DRIVE SHAFT | 2-D08 | 4200 | FUEL TANK | | | |
| 2-E03 | 2600 | REAR AXLE | 2-G08 | 4210 | FUEL LID OPENER | | | |
| 2-G03 | 2610 | REAR BRAKE MECHANISMS | 2-H08 | 4300 | CLUTCH & BRAKE PEDALS (MANUAL TRANSMISSION) | | | |
| 2-J03 | 2710 | REAR DIFFERENTIALS (NORMAL DIFF.) | 2-K08 | 4300A | BRAKE PEDALS (AUTOMATIC TRANSMISSION) | | | |
| 2-N03 | 2710 A | REAR DIFFERENTIALS (LIMITED SLIP DIFF.) | 2-M08 | 4340 | BRAKE MASTER CYLINDER & POWER BRAKE (W/O TURBO) | | | |
| 2-F04 | 2800 | REAR SUSPENSION MECHANISMS | 2-C09 | 4340 A | BRAKE MASTER CYLINDER & POWER BRAKE (TURBO) | | | |
| 2-G04 | 2801 | REAR SPRING & DAMPER | 2-E09 | 4360 | BRAKE PIPINGS (W/O TURBO) | | | |
| 2-H04 | 2810 | REAR STABILIZER | 2-G09 | 4360 A | BRAKE PIPINGS (TURBO) | | | |
| 2-I04 | 2830 | REAR LOWER ARMS & SUB FRAME | 2-I09 | 4370 | ANTILOCK BRAKE SYSTEM | | | |
| 2-K04 | 3200 | STEERING WHEEL (W/O AIR BAG) | 2-M09 | 4400 | PARKING BRAKE SYSTEM | | | |
| 2-M04 | 3200 A | STEERING WHEEL (W/ AIR BAG) | 2-C10 | 4500 | FUEL PIPINGS | | | |
| 2-N04 | 3210 | STEERING COLUMN & SHAFTS | 2-G10 | 4600 | CHANGE CONTROL SYSTEM (AT) | | | |
| 2-D05 | 3220 | STEERING GEAR (W/ POWER STEERING:ENGINE REVOLUTION PER MINUTE SENSOR) | | | | | | |
| 2-G05 | 3220 A | STEERING GEAR (W/ POWER STEERING:VELOCITY SENSOR) | | | | | | |
| 2-J05 | 3240 | POWER STEERING SYSTEM | | | | | | |
| 2-M05 | 3300 | FRONT AXLE | | | | | | |
| 2-C06 | 3310 | FRONT BRAKE MECHANISMS | | | | | | |
| 2-G06 | 3400 | FRONT SUSPENSION MECHANISMS | | | | | | |
| 2-I06 | 3401 | FRONT SPRING & DAMPER | | | | | | |
| 2-J06 | 3410 | CROSSMEMBER & STABILIZER | | | | | | |
| 2-K06 | 3700 | TIRES & JACK | | | | | | |
| 2-C07 | 3900 | ENGINE & TRANSMISSION MOUNTINGS (MT) | | | | | | |
| 2-D07 | 3900A | ENGINE & TRANSMISSION MOUNTINGS (AT) | | | | | | |
| 2-E07 | 4000 | EXHAUST SYSTEM (W/O TURBO) | | | | | | |
| 2-I07 | 4000 A | EXHAUST SYSTEM (TURBO) | | | | | | |
| 2-L07 | 4140 | CLUTCH RELEASE & MASTER CYLINDERS (MANUAL TRANSMISSION) | | | | | | |
| 2-N07 | 4145 | CLUTCH PIPINGS (MANUAL TRANSMISSION) | | | | | | |

SECTION NAME INDEX (BODY) 1/2

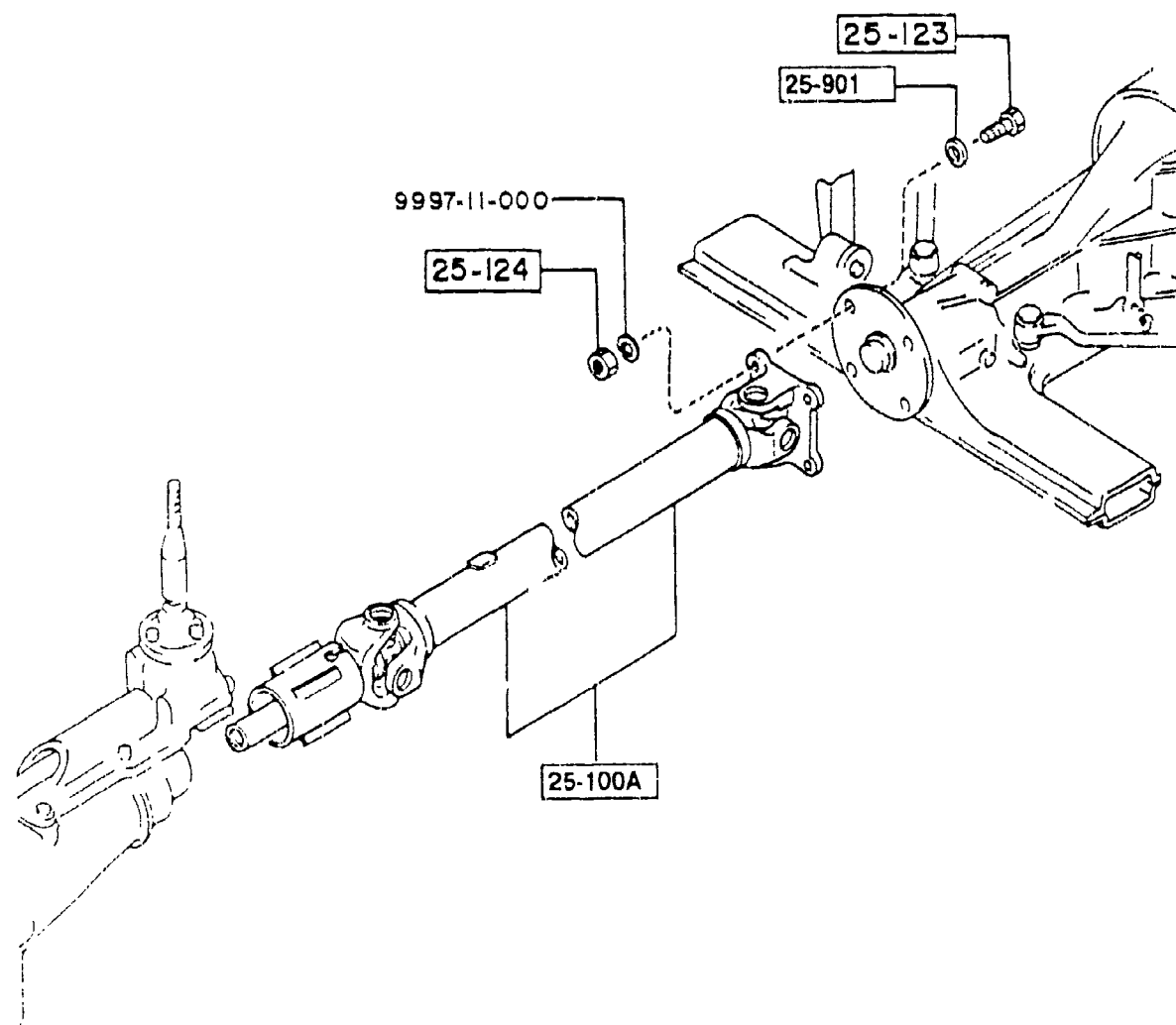
| LO.NO | SEC.NO | SECTION NAME | LO.NO | SEC.NO | SECTION NAME | LO.NO | SEC.NO | SECTION NAME |
|-------|--------|---|-------|--------|--|-------|--------|--------------|
| 3-C03 | 0900 | KEY SETS | 3-E09 | 5390 | FLOOR ATTACHMENTS | | | |
| 3-F03 | 5000 | FRONT BUMPER | 3-C10 | 5500 | DASHBOARD EQUIPMENTS | | | |
| 3-H03 | 5010 | REAR BUMPER | 3-F10 | 5520 | METER HOOD | | | |
| 3-J03 | 5020 | HEAD LAMP CLEANER | 3-G10 | 5530 | SPEEDOMETER CABLE | | | |
| 3-L03 | 5030 | WINDOW MOULDINGS | 3-H10 | 5540 | METER COMPONENTS | | | |
| 3-M03 | 5040 | BODY MOULDINGS (COUPE) | 3-J10 | 5560 | DASHBOARD & RELATED PARTS | | | |
| 3-D04 | 5060 | SIDE PROTECTORS | 3-D11 | 5570 | CONSOLE | | | |
| 3-G04 | 5100 | HEAD LAMPS | 3-G11 | 5580 | VENTILATOR | | | |
| 3-H04 | 5103 | HEAD LAMP RETRACTORS | 3-H11 | 5700 | FRONT SEATS (COUPE) | | | |
| 3-K04 | 5105 | FRONT COMBINATION LAMPS | 3-J12 | 5700A | FRONT SEATS (CONVERTIBLE) | | | |
| 3-D05 | 5110 | REAR COMBINATION LAMPS | 3-D13 | 5790 | SEAT BELTS (COUPE) | | | |
| 3-H05 | 5120 | LICENSE LAMPS | 3-F13 | 5790A | SEAT BELTS (CONVERTIBLE) | | | |
| 3-J05 | 5125 | INTERIOR LAMPS | 3-G13 | 5795 | AIR BAG | | | |
| 3-K05 | 5130 | OVERHEAD CONSOLE | 3-H13 | 5800 | FRONT DOORS (COUPE) | | | |
| 3-L05 | 5170 | ORNAMENTS | 3-K13 | 5800A | FRONT DOORS (CONVERTIBLE) | | | |
| 3-M05 | 5180 | COWL & EXTRACTOR GRILLES | 3-C14 | 5830 | FRONT DOOR MECHANISMS (COUPE) | | | |
| 3-D06 | 5230 | BONNET | 3-I14 | 5830A | FRONT DOOR MECHANISMS (CONVERTIBLE) | | | |
| 3-G06 | 5260 | TRUNK LID (CONVERTIBLE) | 3-M14 | 5840 | FRONT DOOR TRIMS & RELATED PARTS (COUPE) | | | |
| 3-H06 | 5310 | FRONT PANELS (COUPE) | 3-H15 | 5840A | FRONT DOOR TRIMS & RELATED PARTS (CONVERTIBLE) | | | |
| 3-J06 | 5310 A | FRONT PANELS (CONVERTIBLE) | 3-C16 | 6100 | HEATER | | | |
| 3-M06 | 5320 | FENDER & WHEEL APRON PANELS (COUPE) | 3-E16 | 6110 | HEATER UNIT COMPONENTS | | | |
| 3-D07 | 5320 A | FENDER & WHEEL APRON PANELS (CONVERTIBLE) | 3-F16 | 6115 | HEATER CONTROLS COMPONENTS | | | |
| 3-G07 | 5330 | DASH & COWL PANELS | 3-G16 | 6120 | HEATER BLOWER COMPONENTS | | | |
| 3-H07 | 5340 | SIDE PANELS (COUPE) | 3-I16 | 6130 | AIR CONDITIONER (JAPAN MAKE) | | | |
| 3-M07 | 5340A | SIDE PANELS (CONVERTIBLE) | 3-L16 | 6130A | AIR CONDITIONER (OF TONAL PARTS) | | | |
| 3-G08 | 5360 | ROOF PANELS (COUPE) | | | | | | |
| 3-H08 | 5370 | FLOOR PANELS (COUPE) | | | | | | |
| 3-K08 | 5370 A | FLOOR PANELS (CONVERTIBLE) | | | | | | |
| 3-C09 | 5380 | FLOOR ATTACHMENTS (HOLE COVERS) | | | | | | |

SECTION NAME INDEX (BODY) 2/2

| LO.NO | SEC.NO | SECTION NAME | LO.NO | SEC.NO | SECTION NAME | LO.NO | SEC.NO | SECTION NAME |
|-------|--------|--|-------|--------|---------------------------------------|-------|--------|--------------|
| 4-C03 | 6135 | O RING SET,PIPING | 4-J07 | 6701 A | WIRING HARNESSSES(ENGINE & T/MISSION) | | | |
| 4-D03 | 6140 | COMPRESSOR COMPONENTS (AIR CONDITIONER) | | | (CONVERTIBLE) | | | |
| | | (JAPAN MAKE) | 4-K07 | 6702 | WIRING HARNESSSES(DASHBOARD) | | | |
| 4-G03 | 6140A | COMPRESSOR COMPONENTS (AIR CONDITIONER) | 4-L07 | 6703 | WIRING HARNESSSES(DOOR,FLOOR/CEILING) | | | |
| | | (OPTIONAL PARTS) | 4-M07 | 6704 | WIRING HARNESS CLAMPS | | | |
| 4-I03 | 6150 | COOLING UNIT (AIR CONDITIONER) | 4-D08 | 6720 | WINDSHIELD WASHER | | | |
| | | (JAPAN MAKE) | 4-F08 | 6730 | WINDSHIELD WIPERS | | | |
| 4-J03 | 6150A | COOLING UNIT (AIR CONDITIONER) | 4-G08 | 6740 | WIPER MOTOR COMPONENTS(FRONT) | | | |
| | | (OPTIONAL PARTS) | 4-H08 | 6750 | WINDOW WIPER & WASHER (REAR) | | | |
| 4-K03 | 6230 | LIFT GATE MECHANISMS | 4-K08 | 6760 | WINDOW WIPER MOTOR COMPONENTS (REAR) | | | |
| | | (COUPE) | 4-L08 | 6800 | CEILING TRIMS | | | |
| 4-N03 | 6300 | WINDOW GLASSES | | | (COUPE) | | | |
| | | (COUPE) | 4-N08 | 6800A | CEILING TRIMS | | | |
| 4-C04 | 6300A | WINDOW GLASSES | | | (CONVERTIBLE) | | | |
| | | (CONVERTIBLE) | 4-C09 | 6810 | ROLLEBAR | | | |
| 4-D04 | 6330 | SUNROOF | | | (CONVERTIBLE) | | | |
| | | (COUPE) | 4-E09 | 6820 | PILLAR TRIMS | | | |
| 4-H04 | 6330A | SUNROOF | | | (COUPE) | | | |
| | | (CONVERTIBLE) | 4-G09 | 6820A | PILLAR TRIMS | | | |
| 4-M04 | 6600 | SWITCHES & RELAYS (ENGINE) | | | (CONVERTIBLE) | | | |
| 4-G05 | 6610 | DASHBOARD SWITCHES | 4-H09 | 6840 | TRIMS & SCUFF PLATES | | | |
| 4-H05 | 6611 | COMBINATION SWITCH | | | (COUPE) | | | |
| 4-I05 | 6612 | CLUSTER SWITCH | 4-L09 | 6840A | TRIMS & SCUFF PLATES | | | |
| 4-L05 | 6615 | POWER WINDOW SWITCHES | | | (CONVERTIBLE) | | | |
| 4-M05 | 6630 | RELAYS & UNIT (BODY) | 4-N09 | 6845 | STRAGE BOX | | | |
| 4-C06 | 6635 | DOOR SWITCH & HORNS | 4-D10 | 6860 | FLOOR MATS & PADS | | | |
| 4-D06 | 6640 | AUTO CRUISE CONTROL SYSTEM | | | (COUPE) | | | |
| 4-E06 | 6680 | AUDIO SYSTEMS (RADIO & TAPE DECK) | 4-I10 | 6860A | FLOOR MATS & PADS | | | |
| 4-J06 | 6682 | AUDIO SYSTEMS (ANTENNA & SPEAKER) | | | (CONVERTIBLE) | | | |
| 4-C07 | 6684 | AUDIO SYSTEMS(NOISE SUPPRESSOR & EARTH CORD) | 4-M10 | 6870 | SERVICE TOOLS | | | |
| 4-D07 | 6700 | WIRING HARNESSSES(FRONT & REAR) | 4-N10 | 6900 | VISORS,ASSIST HANDLES & MIRRORS | | | |
| | | (COUPE) | | | (COUPE) | | | |
| 4-F07 | 6700 A | WIRING HARNESSSES(FRONT & REAR) | 4-E11 | 6900A | VISORS,ASSIST HANDLES & MIRRORS | | | |
| | | (CONVERTIBLE) | | | (CONVERTIBLE) | | | |
| 4-H07 | 6701 | WIRING HARNESSSES(ENGINE & T/MISSION) | 4-G11 | 6930 | CAUTION PLATES & LABELS | | | |
| | | (COUPE) | 4-I11 | 7250 | QUARTER WINDOW & TRIMS | | | |
| | | | 4-K11 | 7800 | SPOILERS & RELATED PARTS | | | |

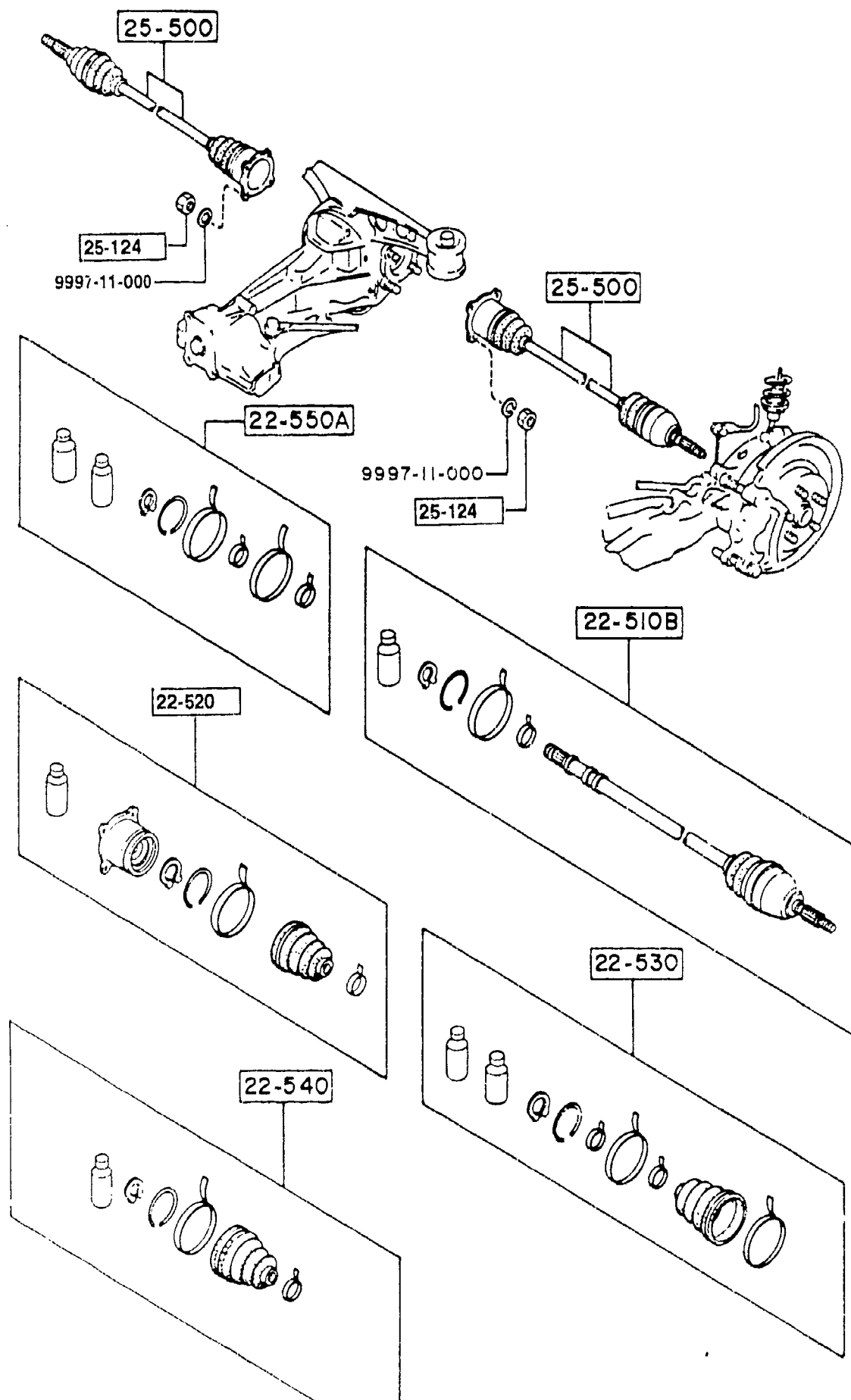
2505 REAR PROPELLER SHAFT

2505 -1 * REAR PROPELLER SHAFT



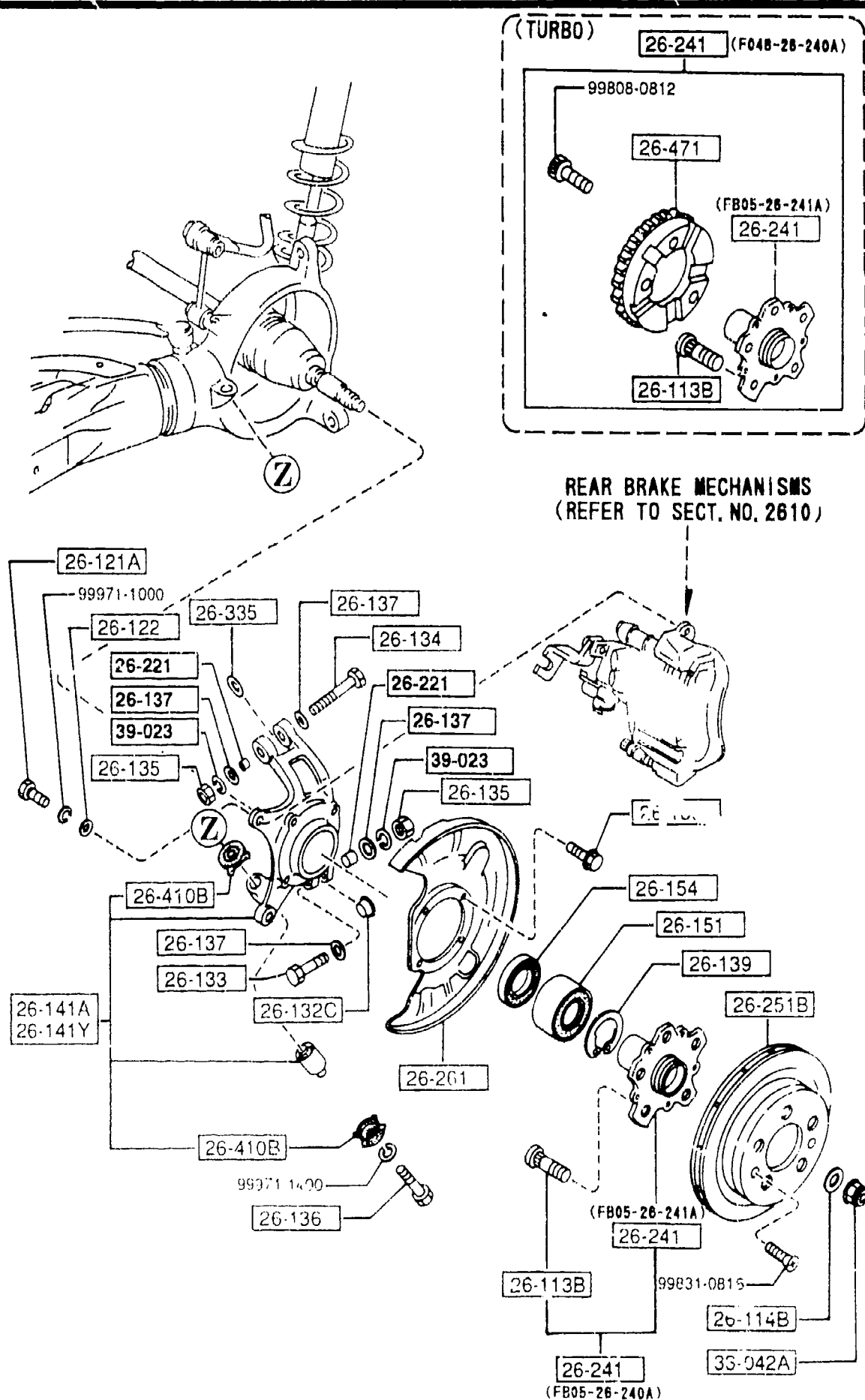
| PART NO. | QTY | MODEL/RESTRICTION | MODEL/RESTRICTION | MODEL/RESTRICTION | FROM-TO |
|--------------------|-----|------------------------|-------------------|-------------------|---------|
| 25-100A | | SHAFT, PROPELLER | | | |
| M051-25-100C | 1 | ((W/O TURBO))>(AT)) | | | |
| M092-25-100 | 1 | ((W/O TURBO))>(MT)) | | | |
| P039-25-100A | 1 | (TURBO) | | | -0904 |
| P039-25-100B | 1 | (TURBO) | | | 0904- |
| 25-123 | | BOLT | | | |
| P012-25-123 | 4 | | | | |
| 25-124 | | NUT | | | |
| 1368-25-124 | 4 | | | | |
| 25-901 | | WASHER, BALANCE WEIGHT | | | |
| M055-25-901 | 2 | W=2.2G | | | |
| M055-25-902 | 2 | W=3.4G | | | |
| M055-25-903 | 2 | W=4.5G | | | |
| M055-25-904 | 2 | W=5.6G | | | |
| 0904 FC3***-901387 | | | | | |

2550 REAR DRIVE SHAFT

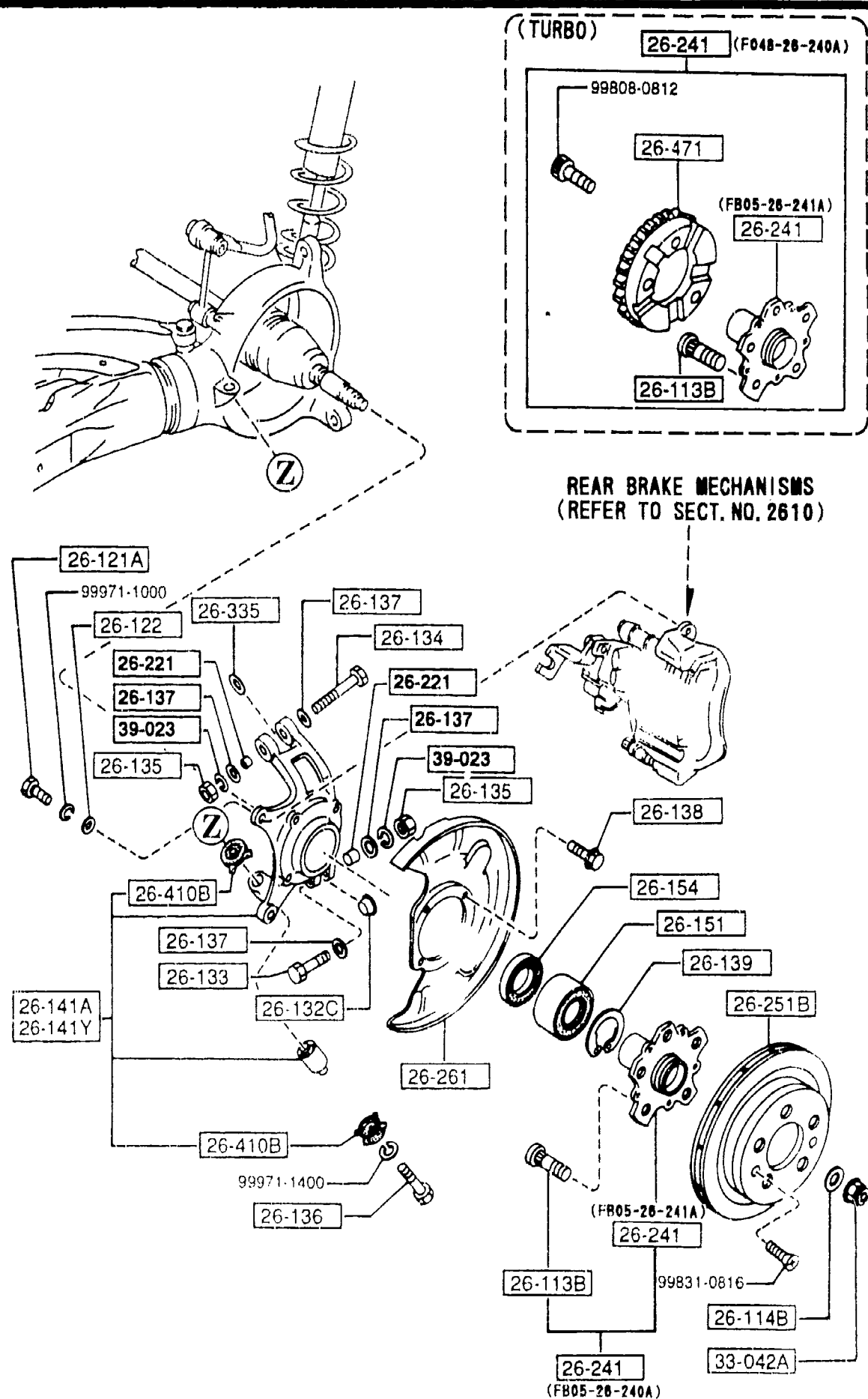


2550 -1 * REAR DRIVE SHAFT

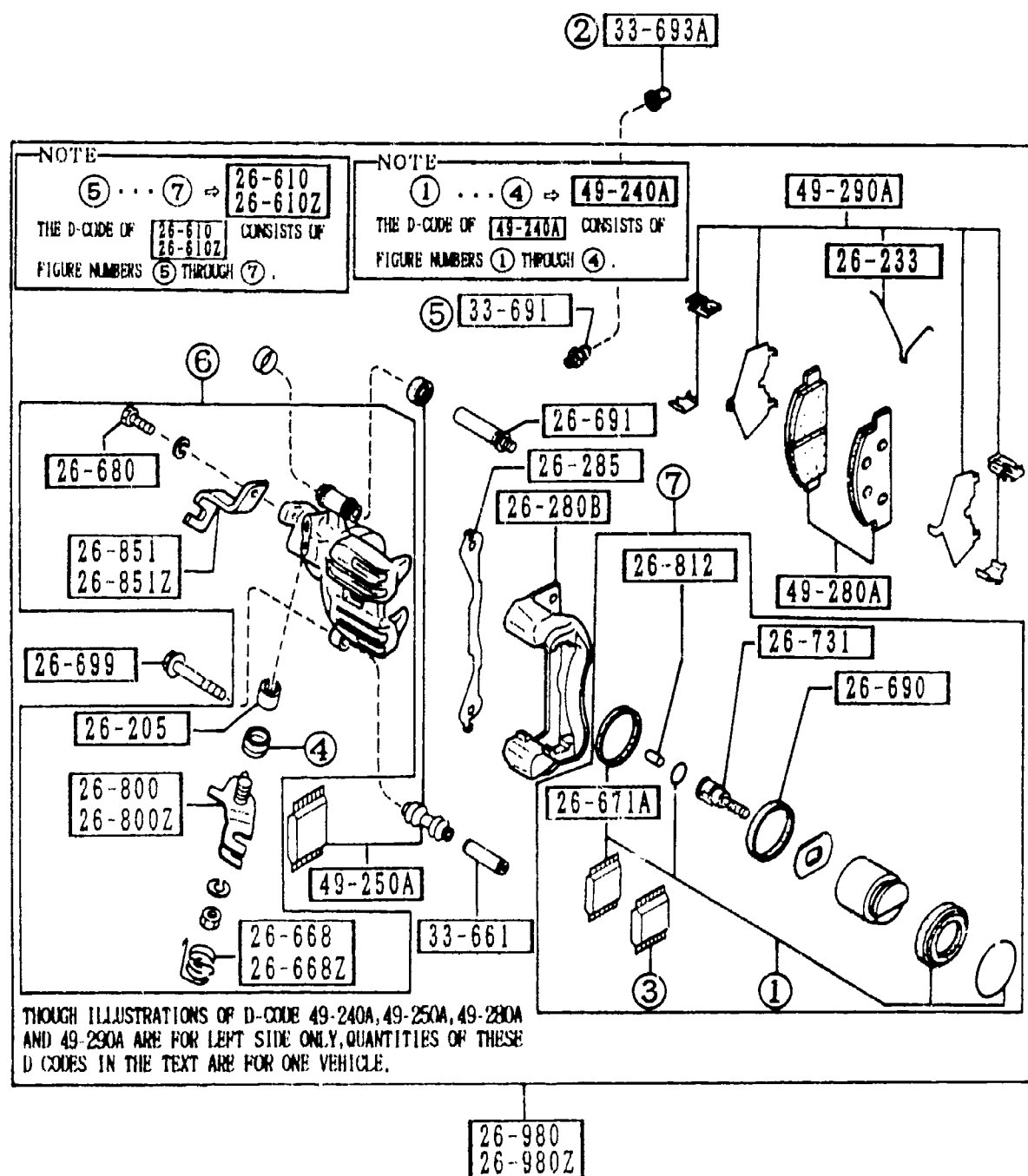
| PART NO. | QTY | MODEL/RESTRICTION | MODEL/RESTRICTION | MODEL/RESTRICTION | FROM-TO |
|--------------|-----|-----------------------|-------------------|-------------------|---------|
| 22-510B | | JOINT SET, OUTER | | | |
| M030-22-510B | 2 | (W/O TURBO) | | | |
| M040-22-510C | 2 | (TURBO) | | | |
| 22-520 | | JOINT SET, INNER | | | |
| M030-22-520A | 2 | (W/O TURBO) | | | |
| M040-22-520A | 2 | (TURBO) | | | |
| 22-530 | | BOOT SET, OUTER JOINT | | | |
| M030-22-530A | 2 | (W/O TURBO) | | | |
| M040-22-530B | 2 | (TURBO) | | | |
| 22-540 | | BOOT SET, INNER JOINT | | | |
| M030-22-540A | 2 | (W/O TURBO) | | | |
| M040-22-540A | 2 | (TURBO) | | | |
| 22-550A | | CLIP SET, DRIVE SHAFT | | | |
| M030-22-550A | 2 | (W/O TURBO) | | | |
| M040-22-550B | 2 | (TURBO) | | | |
| 25-124 | | NUT | | | |
| 1368-25-124 | 8 | | | | |
| 25-500 | | SHAFT, DRIVE | | | |
| M030-25-500C | 2 | (W/O TURBO) | | | |
| M040-25-500E | 2 | (TURBO) | | | |



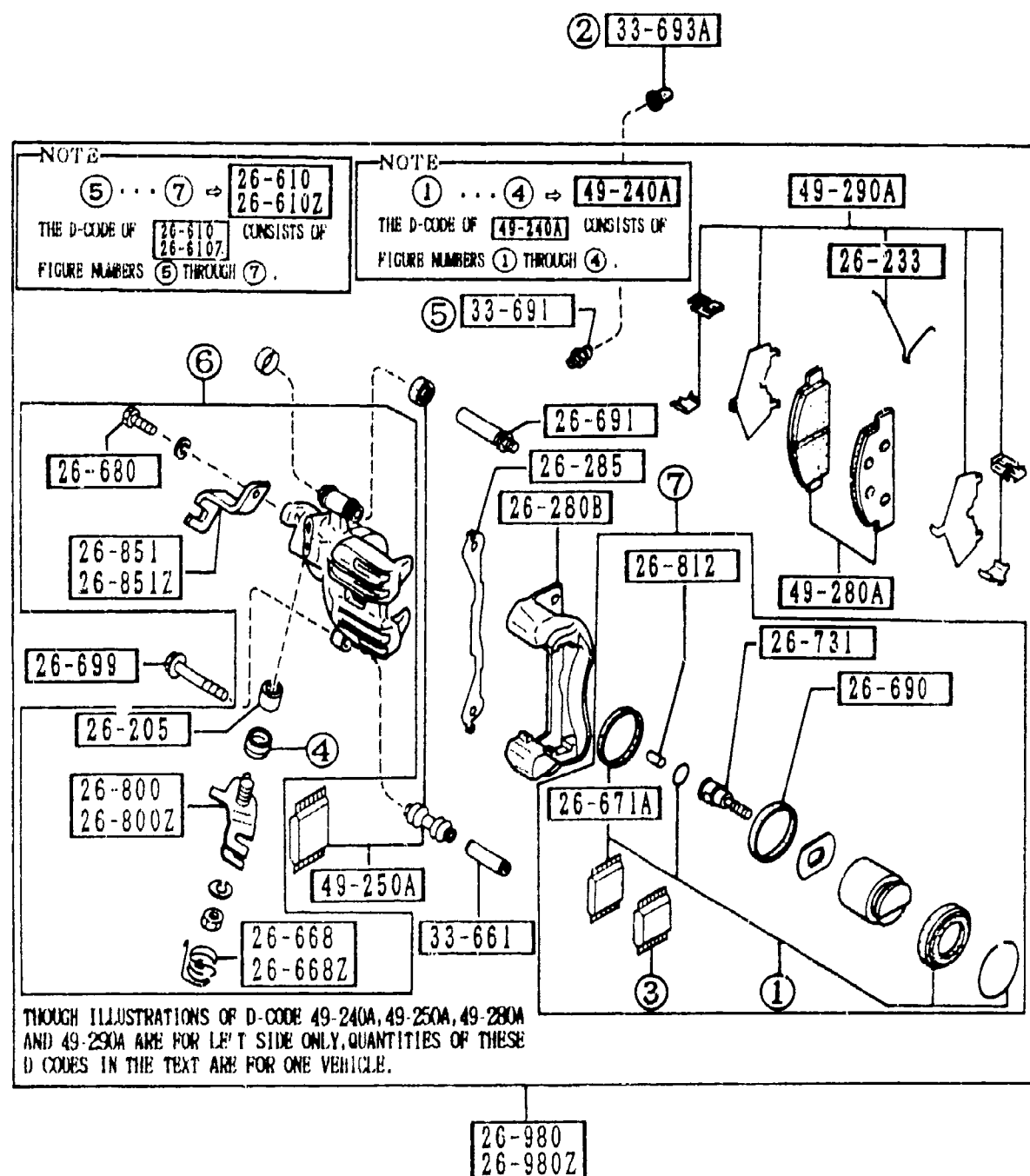
| PART NO. | QTY | MODEL/RESTRICTION | MODEL/RESTRICTION | MODEL/RESTRICTION | FROM-TO |
|--------------|-----|----------------------------|-------------------|-------------------|---------|
| 26-113B | | BOLT, HUB | | | |
| H001-26-113 | 10 | | | | |
| 26-114B | | WASHER, PLAIN | | | |
| H266-26-114 | 2 | | | | |
| 26-121A | | BOLT, REAR BRAKE | | | |
| FB01-26-121A | 4 | | | | |
| 26-122 | | WASHER, PLAIN-REAR BRAKE | | | |
| FB01-26-122 | 4 | | | | |
| 26-132C | | WASHER, SLEEVE-REAR BRAKE | | | |
| FB01-26-132 | 2 | | | | |
| 26-133 | | BOLT | | | |
| FB01-26-133 | 2 | | | | |
| 26-134 | | BOLT, LOWER ARM | | | |
| FB01-26-134 | 2 | | | | |
| 26-135 | | NUT, LOWER ARM | | | |
| FB01-26-135 | 4 | | | | |
| 26-136 | | BOLT, LOWER ARM | | | |
| FB01-26-136 | 2 | | | | |
| 26-137 | | WASHER, PLAIN-LOWER ARM | | | |
| FB05-26-137 | 8 | | | | |
| 26-138 | | BOLT, DUST COVER | | | |
| FB01-26-138 | 8 | | | | |
| 26-139 | | RING, RETAINING | | | |
| FB01-26-139 | 2 | | | | |
| 26-141A | | HUB (R), TOE CONTROL-OUTER | | | |
| FB01-49-130 | 1 | | | | |
| 26-141Y | | HUB (L), TOE CONTROL-OUTER | | | |
| FB01-49-140 | 1 | | | | |



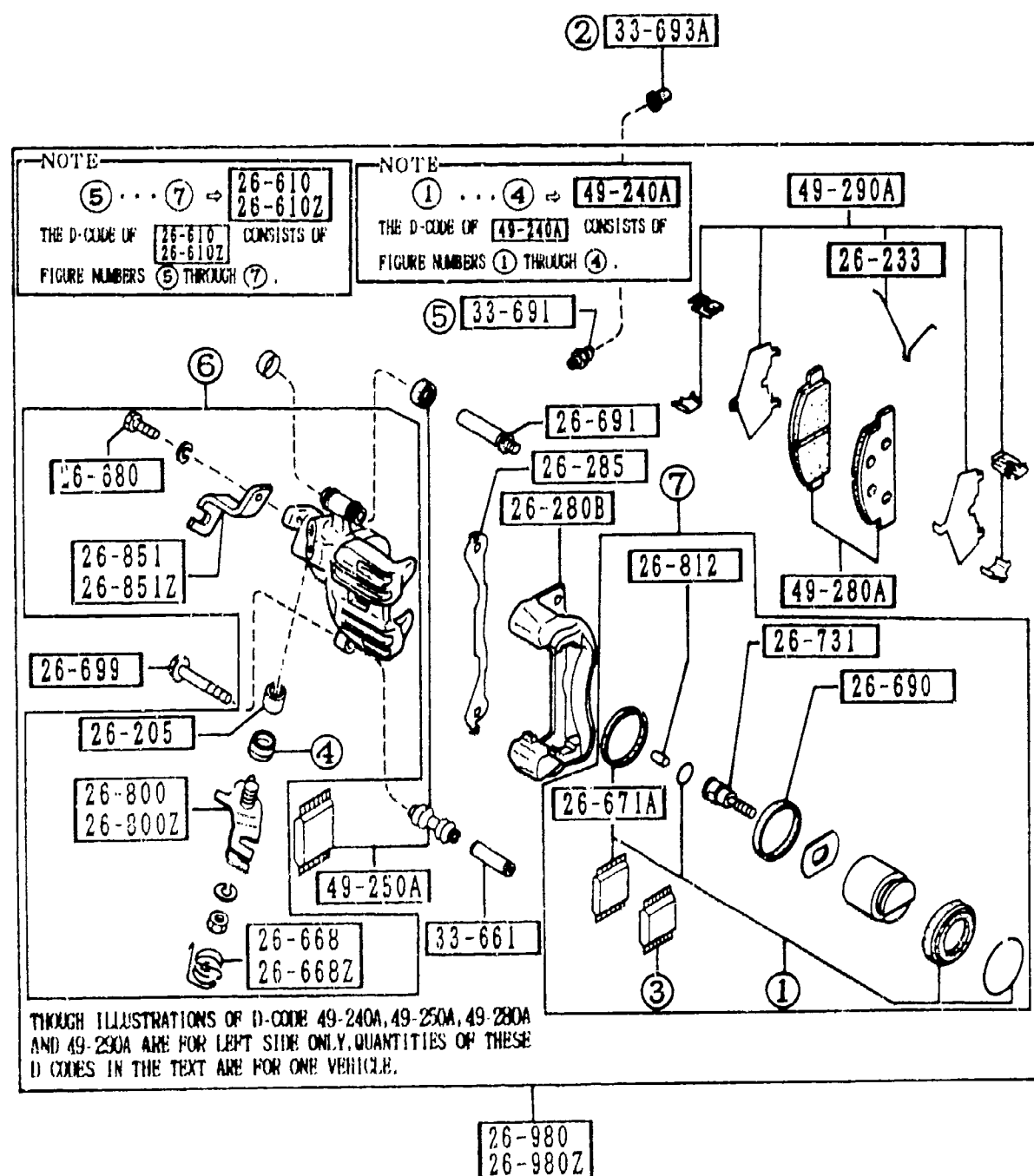
| PART NO. | QTY | MODEL/RESTRICTION | MODEL/RESTRICTION | MODEL/RESTRICTION | FROM-TO |
|---------------|-----|--|-------------------|-------------------|---------|
| 26-151 | | BEARING, WHEEL | | | |
| FB01-26-151A | 2 | | | | |
| 26-154 | | SEAL, OIL-REAR AXLE | | | |
| FB01-26-065A | 2 | | | | |
| 26-221 | | SLEEVE, LOWER ARM | | | |
| FB01-26-221A | 4 | | | | |
| 26-241 | | FLANGE, REAR AXLE | | | |
| *FB05-26-240A | 2 | (W/O TURBO) | | | |
| *F048-26-240A | 2 | (TURBO) | | | |
| FB05-26-241A | 2 | | | | |
| 26-251B | | PLATE, DISC | | | |
| FB05-26-251A | 2 | D=273MM/T=18MM 5HOLE
((CPE))>(W/O TURBO)>(A.A.SUSP))
((CPE))>(TURBO))
(CONVERTIBLE) | | | |
| FC01-26-251 | 2 | D=261MM/T=10MM 5HOLE
((CPE))>(W/O TURBO)>(W/O A.A.SUSP)) | | | |
| 26-261 | | COVER, DUST | | | |
| FB01-26-261B | 2 | | | | |
| 26-335 | | STOPPER, LOWER ARM | | | |
| FB01-26-335 | 2 | | | | |
| 26-410B | | RUBBER, SEAT-BRG HOUSING | | | |
| FC01-26-410 | 4 | | | | |
| 26-471 | | ROTOR, SENSOR-RR A.B.S. | | | |
| F048-26-471 | 2 | (TURBO) | | | |
| 33-042A | | NUT | | | |
| H001-26-042 | 2 | | | | |
| 39-023 | | WASHER, SPRING-LOWER ARM | | | |
| FB01-39-023 | 4 | | | | |



| PART NO. | QTY | MODEL/RESTRICTION | MODEL/RESTRICTION | MODEL/RESTRICTION | FROM-TO |
|--------------|-----|--|-------------------|-------------------|---------|
| 26-205 | | BEARING | | | |
| H001-26-205 | 2 | | | | |
| 26-233 | | SPRING 'V', REAR BRAKE | | | |
| *FB01-26-233 | 2 | ((CPE)) (W/O TURBO)) (W/O A.A. SUSP)) | | | |
| *FB05-26-233 | 2 | ((CPE)) (W/O TURBO)) (A.A. SUSP)) ((CPE)) (TURBO)) (CONVERTIBLE) | | | |
| 26-280B | | SUPPORT, MOUNTING | | | |
| FB01-26-281A | 2 | ((CPE)) (W/O TURBO)) (W/O A.A. SUSP)) | | | |
| FB05-26-281A | 2 | ((CPE)) (W/O TURBO)) (A.A. SUSP)) ((CPE)) (TURBO)) (CONVERTIBLE) | | | |
| 26-285 | | PLATE, GUARD-CALIPER BRAKE | | | |
| FB01-26-285A | 2 | | | | |
| 26-610 | | BODY & PISTON (R), CALIPER | | | |
| FB01-26-610B | 1 | ((CPE)) (W/O TURBO)) (W/O A.A. SUSP)) | | | |
| FB05-26-610B | 1 | ((CPE)) (W/O TURBO)) (A.A. SUSP)) ((CPE)) (TURBO)) (CONVERTIBLE) | | | |
| 26-610Z | | BODY & PISTON (L), CALIPER | | | |
| FB01-26-710B | 1 | ((CPE)) (W/O TURBO)) (W/O A.A. SUSP)) | | | |
| FB05-26-710B | 1 | ((CPE)) (W/O TURBO)) (A.A. SUSP)) ((CPE)) (TURBO)) (CONVERTIBLE) | | | |
| 26-668 | | SPRING (R), LEVER | | | |
| FB01-26-668 | 1 | | | | |
| 26-668Z | | SPRING (L), LEVER | | | |
| FB01-26-669 | 1 | | | | |
| 26-671A | | SEAL, PISTON | | | |
| 1243-26-671 | 2 | | | | |

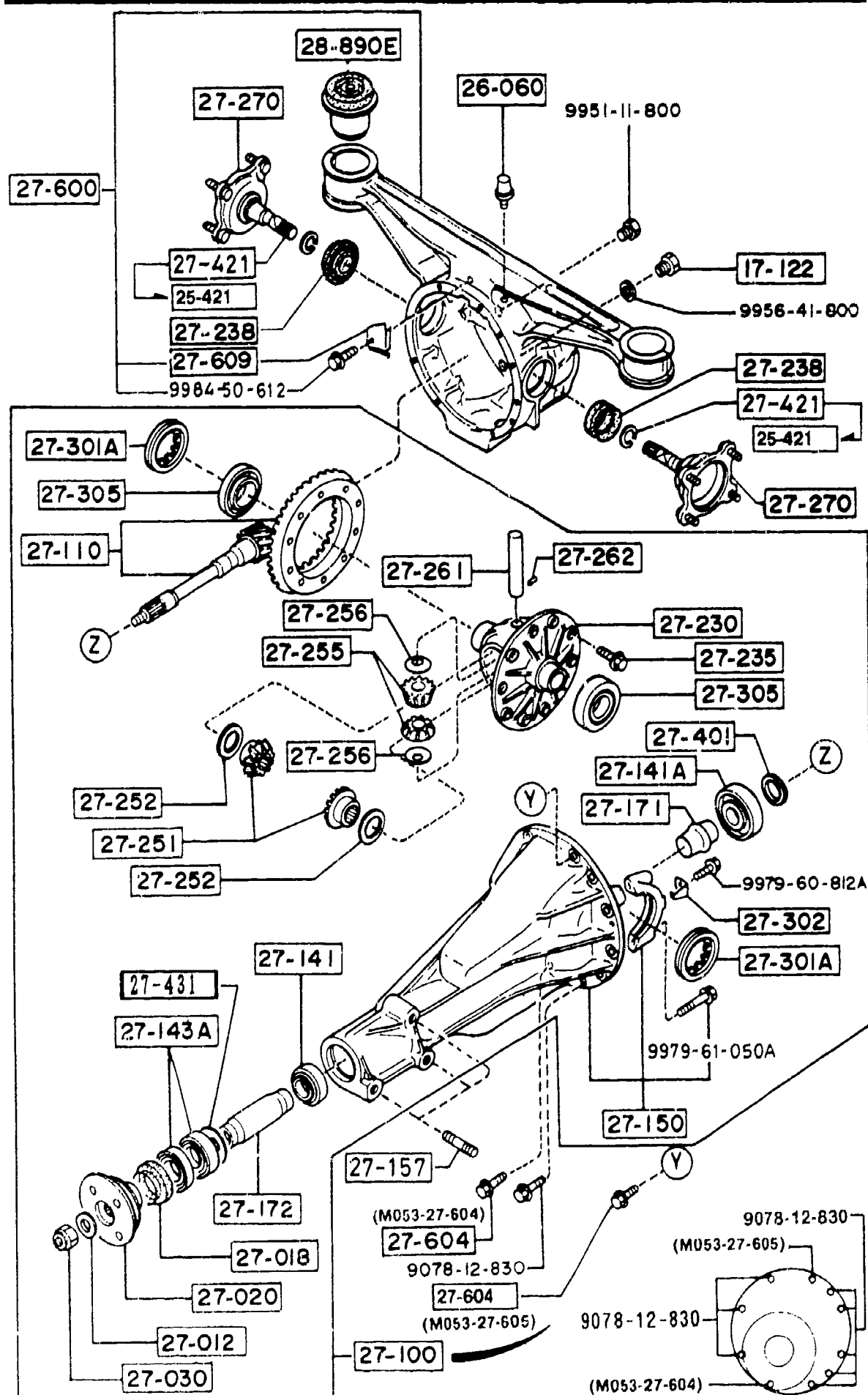


| PART NO. | QTY | MODEL/RESTRICTION | MODEL/RESTRICTION | MODEL/RESTRICTION | FROM-TO |
|--------------|-----|---|-------------------|-------------------|---------|
| 26-680 | | BOLT | | | |
| FA18-26-680 | 2 | | | | |
| 26-690 | | STOPPER, CALIPER-RR | | | |
| FB01-26-694 | 2 | | | | |
| 26-691 | | PIN, GUIDE | | | |
| FA66-26-695 | 2 | | | | |
| 26-699 | | PIN, LOCK | | | |
| FA66-26-998 | 2 | | | | |
| 26-731 | | SPINDLE, ADJUSTER | | | |
| H001-26-731A | 2 | | | | |
| 26-800 | | LEVER(R), OPERATING | | | |
| FB01-26-800A | 1 | | | | |
| 26-800Z | | LEVER(L), OPERATING | | | |
| FB01-26-810A | 1 | | | | |
| 26-812 | | LINK, CONNECTING | | | |
| H001-26-812 | 2 | | | | |
| 26-851 | | BRACKET(R), CABLE | | | |
| FB01-26-851 | 1 | | | | |
| 26-851Z | | BRACKET(L), CABLE | | | |
| FB01-26-861 | 1 | | | | |
| 26-980 | | CALIPER(R), RR BRAKE | | | |
| FB01-26-980F | 1 | ASBESTOS
((CPE))<(W/O TURBO))<
(W/O A.A. SUSP)) | | | |
| FB05-26-980F | 1 | ASBESTOS
((CPE))<(W/O TURBO))<
A.A. SUSP))
((CPE))<(TURBO))
(CONVERTIBLE) | | | |
| 26-980Z | | CALIPER(L), RR BRAKE | | | |
| FB01-26-990F | 1 | ASBESTOS
((CPE))<(W/O TURBO))<
(W/O A.A. SUSP)) | | | |



| PART NO. | QTY | MODEL/RESTRICTION | MODEL/RESTRICTION | MODEL/RESTRICTION | FROM-TO |
|------------------------|-----|--|-------------------|-------------------|---------|
| CONT'D
FB05-26-990F | 1 | ASBESTOS
((CPE))<(W/O TURBO))<
A.A.SUSP))
((CPE))<(TURBO))
(CONVERTIBLE) | | | |
| 33-661 | 2 | SLEEVE, MAIN-FRT CALI
PER | | | |
| G030-33-661 | 2 | | | | |
| 33-691 | 4 | SCREW, BLEEDER | | | |
| B107-33-691 | 4 | | | | |
| 33-693A | 4 | CAP, BLEEDER SCREW | | | |
| 0259-33-693 | 4 | | | | |
| 49-240A | 1 | SEAL KIT, CALIPER-RR | | | |
| FB02-49-240 | 1 | | | | |
| 49-250A | 1 | BOOT KIT, RR CALIPER | | | |
| FA67-26-45Z | 1 | ((CPE))<(W/O TURBO))<
W/O A.A.SUSP)) | | | |
| FB06-49-250 | 1 | ((CPE))<(W/O TURBO))<
A.A.SUSP))
((CPE))<(TURBO))
(CONVERTIBLE) | | | |
| 49-280A | 1 | PAD SUB SET, RR CALIP
ER
ASBESTOS | | | |
| FB06-49-280A | 1 | | | | |
| 49-290A | 1 | ATTACHMENT, PAD-REAR | | | |
| FB02-49-290B | 1 | ((CPE))<(W/O TURBO))<
W/O A.A.SUSP)) | | | |
| FB06-49-290B | 1 | ((CPE))<(W/O TURBO))<
A.A.SUSP))
((CPE))<(TURBO))
(CONVERTIBLE) | | | |

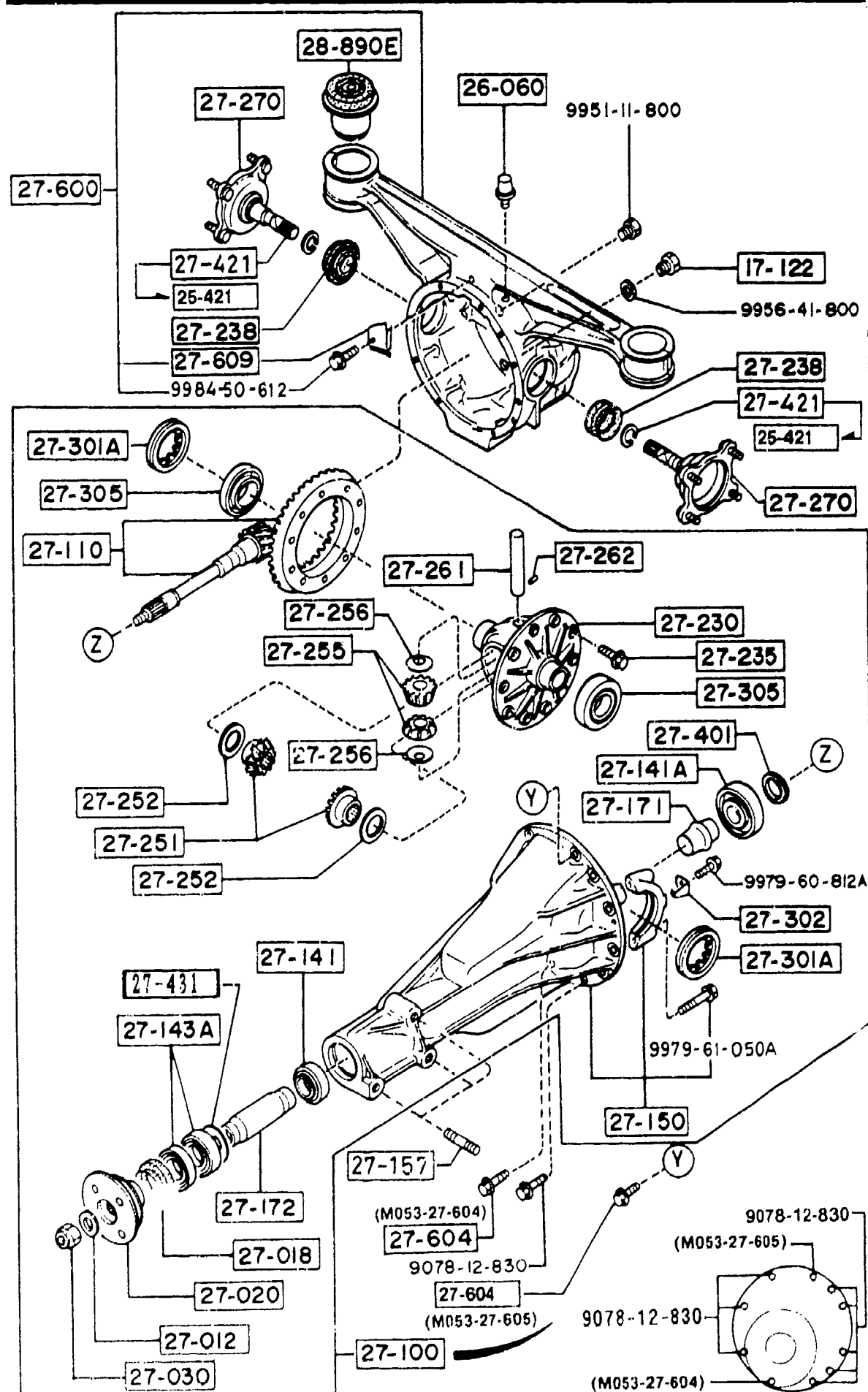
2710 REAR DIFFERENTIALS
(NORMAL DIFF.)



2710 -1 REAR DIFFERENTIALS
(NORMAL DIFF.)

| PART NO. | QTY | MODEL/RESTRICTION | MODEL/RESTRICTION | MODEL/RESTRICTION | FROM-TO |
|--------------|-----|---------------------------------|-------------------|-------------------|---------|
| 17-122 | | PLUG, MAGNET | | | |
| 0810-17-121 | 1 | | | | |
| 25-421 | | CLIP | | | |
| G003-25-421 | 2 | | | | |
| 26-060 | | BREATHER | | | |
| 0730-26-060 | 1 | | | | |
| 27-012 | | WASHER | | | |
| 0223-27-012 | 1 | | | | |
| 27-018 | | SEAL, OIL | | | |
| M055-27-165 | 1 | | | | |
| 27-020 | | FLANGE, COMPANION | | | |
| M055-27-120E | 1 | | | | |
| 27-030 | | NUT, LOCK | | | |
| 0223-27-030 | 1 | | | | |
| 27-100 | | DRIVING & DIFF. | | | |
| M055-27-100E | 1 | ((CPE))>(MT))
(CONVERTIBLE) | | | |
| M067-27-100E | 1 | ((CPE))>(AT)) | | | |
| 27-110 | | GEAR SET, FINAL | | | |
| M055-27-110A | 1 | ((CPE))>(MT))
(CONVERTIBLE) | | | |
| M067-27-110A | 1 | ((CPE))>(AT)) | | | |
| 27-141 | | BEARING, PINION | | | |
| 0755-27-210 | 1 | | | | |
| 27-141A | | BEARING, PINION | | | |
| M025-27-210 | 1 | | | | |
| 27-143A | | BEARING, BALL-DRIVE P
INION | | | |
| M055-27-143 | 2 | | | | |
| 27-150 | | CARRIER, DIFFERENTIAL | | | |

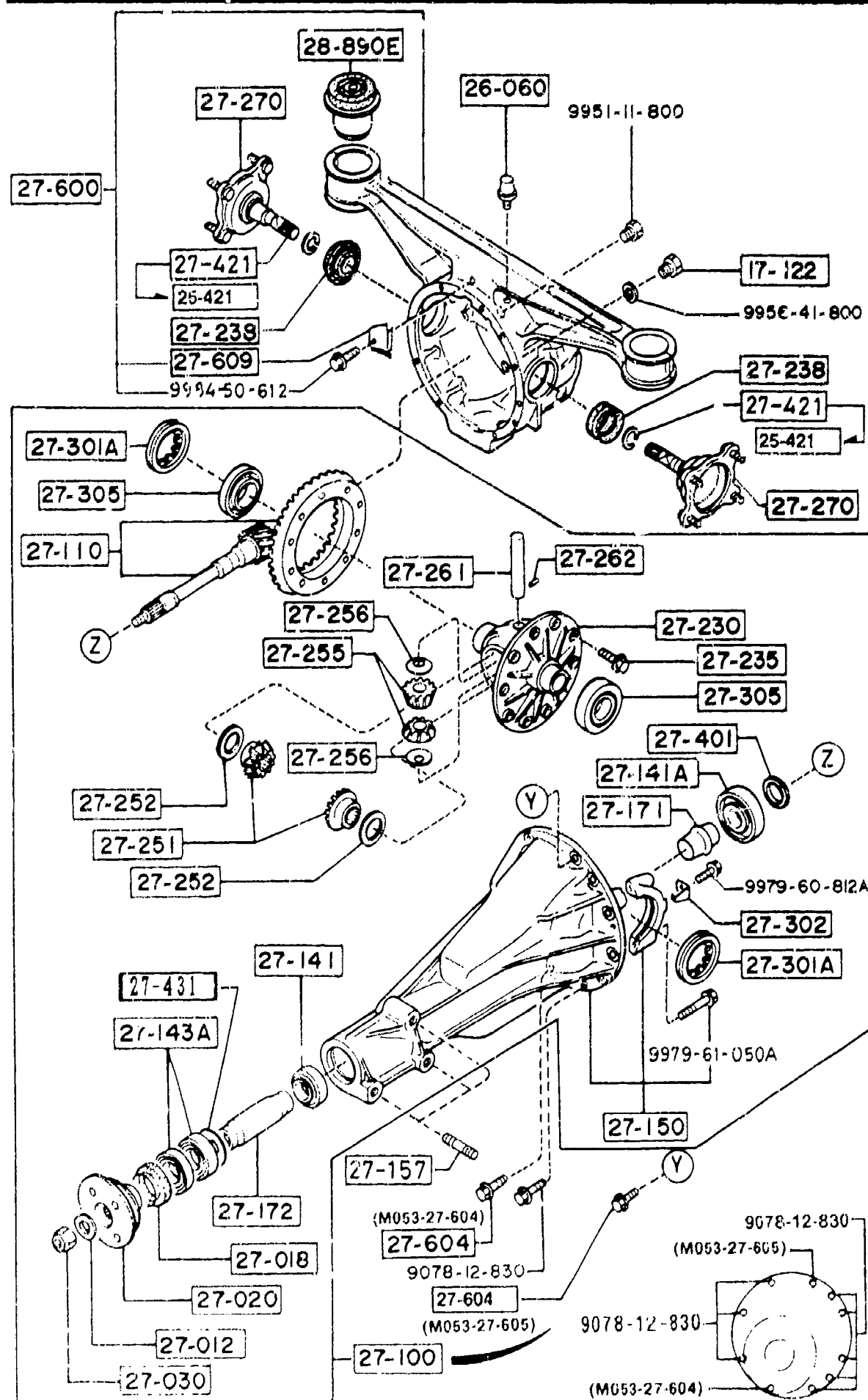
0B01 FC3***-903509



| PART NO. | QTY | MODEL/RESTRICTION | MODEL/RESTRICTION | MODEL/RESTRICTION | FROM-TO |
|------------------------|-----|------------------------------|-------------------|-------------------|---------|
| CONT'D
M055-27-150B | 1 | | | | |
| 27-157 | | STUD, DIFF. CARRIER | | | |
| P090-27-157 | 3 | | | | |
| 27-171 | | PIECE, DISTANCE | | | |
| M035-27-171 | 1 | | | | |
| 27-172 | | COLLAR, LONG-DRIVING & DIFF. | | | |
| M055-27-172B | 1 | | | | |
| 27-230 | | CASE | | | |
| M069-27-231 | 1 | | | | |
| 27-235 | | BOLT, RING GEAR | | | |
| 8051-27-235 | 10 | D=10MM | | | |
| 8051-27-236 | 10 | D=10.2MM | | | |
| 27-238 | | SEAL, OIL | | | |
| M0A1-27-238 | 2 | | | | |
| 27-251 | | GEAR, DIFF. SIDE | | | |
| M069-27-251 | 2 | | | | |
| 27-252 | | WASHER | | | |
| 0290-27-252 | 2 | T=2MM | | | |
| 0290-27-253 | 2 | T=2.1MM | | | |
| 0290-27-254 | 2 | T=2.2MM | | | |
| 0290-27-256 | 2 | T=2.05MM | | | |
| 0290-27-259 | 2 | T=2.15MM | | | |
| 27-255 | | PINION, DIFFERENTIAL | | | |
| M025-27-255B | 2 | | | | |
| 27-256 | | WASHER, THRUST | | | |
| M025-27-256 | | T=2MM | | | |

2710 REAR DIFFERENTIALS
(NORMAL DIFF.)

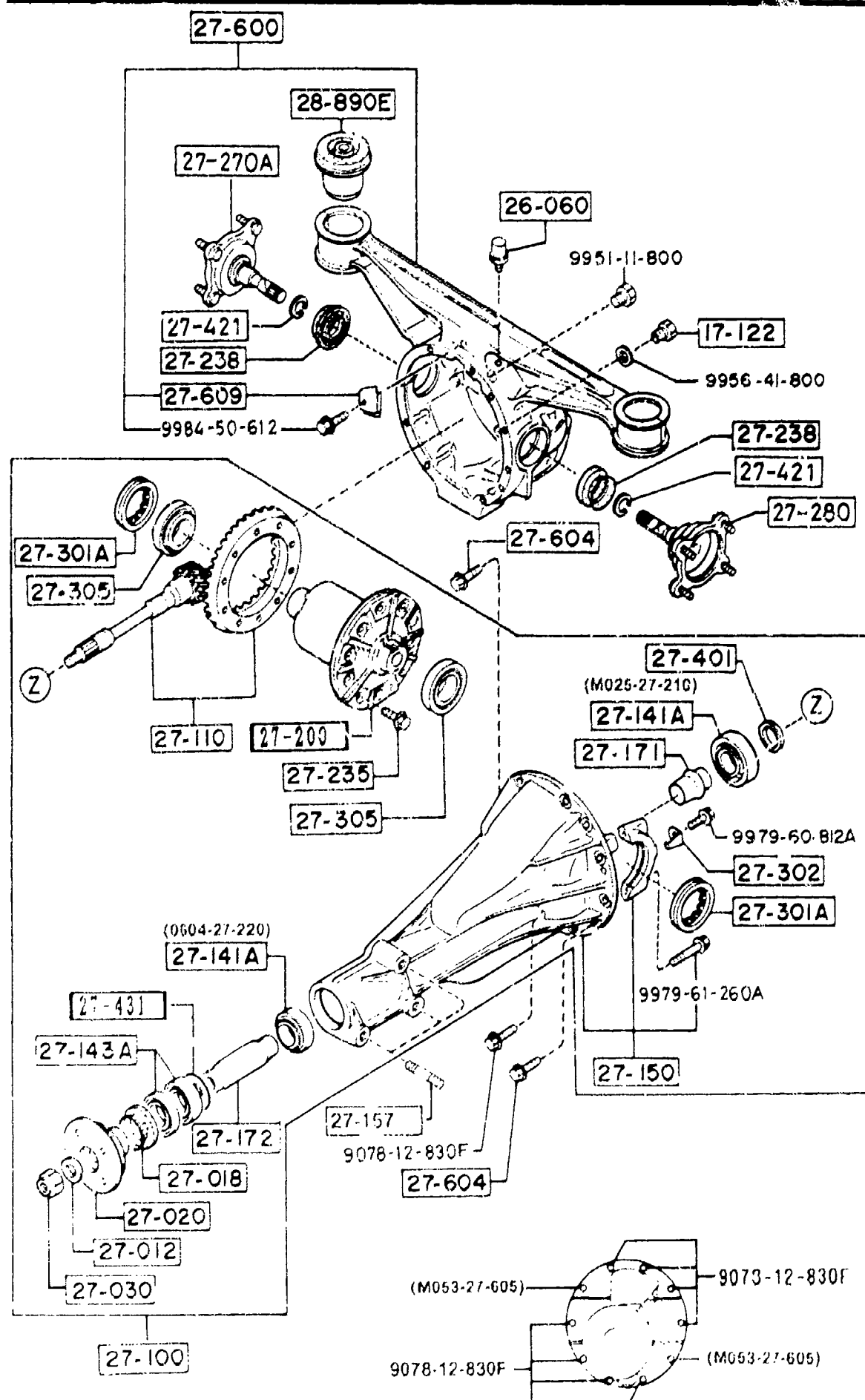
2710 -4 * REAR DIFFERENTIALS
(NORMAL DIFF.)



| PART NO. | QTY | MODEL/RESTRICTION | MODEL/RESTRICTION | MODEL/RESTRICTION | FROM-TO |
|--------------|-----|-----------------------------|-------------------|-------------------|---------|
| CONT'D | | | | | |
| 0223-27-412A | 1 | T=3.38MM | | | |
| 0223-27-413A | 1 | T=3.41MM | | | |
| 0223-27-414A | 1 | T=3.44MM | | | |
| 0223-27-415A | 1 | T=3.47MM | | | |
| 27-421 | | CLIP | | | |
| M005-27-421 | 2 | | | | |
| 27-431 | | SPACER | | | |
| P044-27-431A | 1 | | | | |
| 27-600 | | CASING, DIFFERENTIAL | | | |
| M0A1-27-600 | 1 | | | | |
| 27-604 | | BOLT, CARRIER | | | |
| M053-27-604 | 1 | | | | |
| M053-27-605 | 1 | | | | |
| 27-609 | | PLATE, BAFFLE-DIFF CASING | | | |
| M0A1-27-609A | 1 | | | | |
| 28-890E | | RUBBER, MOUNT.-DIFF. CASING | | | |
| FB01-28-890C | 2 | | | | |

0B01 FC3***-903509

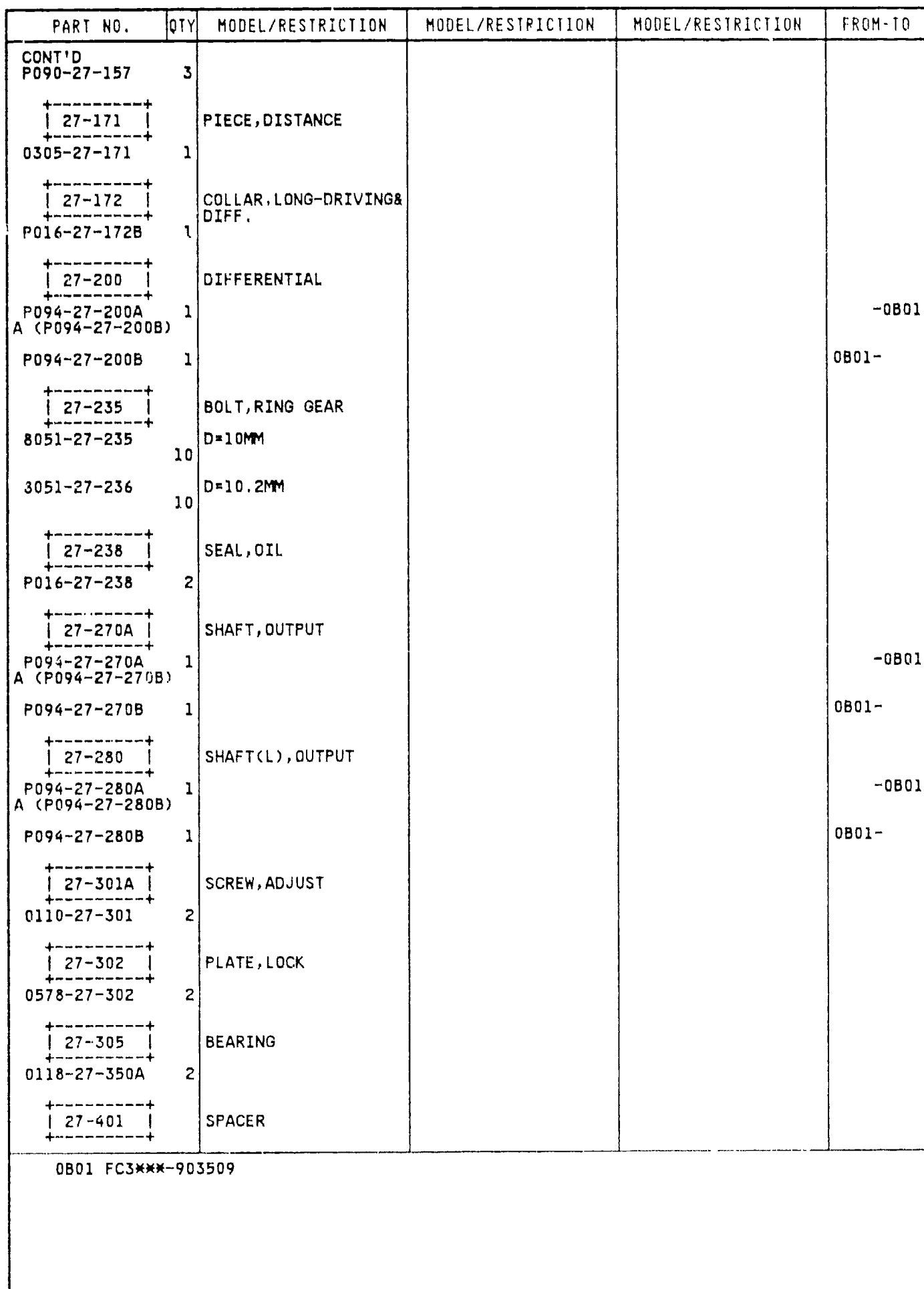
2710 A-1 REAR DIFFERENTIALS
(LIMITED SLIP DIFF.)



| PART NO. | QTY | MODEL/RESTRICTION | MODEL/RESTRICTION | MODEL/RESTRICTION | FROM-TO |
|----------------------------------|-----|--------------------------------|-------------------|-------------------|-----------|
| 17-122 | | PLUG, MAGNET | | | |
| 0810-17-121 | 1 | | | | |
| 26-060 | | BREATHER | | | |
| 0730-26-060 | 1 | | | | |
| 27-012 | | WASHER | | | |
| 0223-27-012 | 1 | | | | |
| 27-018 | | SEAL, OIL | | | |
| P090-27-165 | 1 | | | | |
| 27-020 | | FLANGE, COMPANION | | | |
| P016-27-120F
A (P016-27-120G) | 1 | | | | -0901 |
| P016-27-120G | 1 | | | | 0901- |
| 27-030 | | NUT, LOCK | | | |
| 0223-27-030 | 1 | | | | |
| 27-100 | | DRIVING & DIFF. | | | |
| P094-27-100B
A (P094-27-100C) | 1 | | | | -0901 |
| P094-27-100C
A (P094-27-100D) | 1 | | | | 0901-0801 |
| P094-27-100D | 1 | | | | 0801- |
| 27-110 | | GEAR SET, FINAL | | | |
| P012-27-110A | 1 | | | | |
| 27-141A | | BEARING, PINION | | | |
| M025-27-210 | 1 | | | | |
| 0604-27-220 | 1 | | | | |
| 27-143A | | BEARING, BALL-DRIVE P
INION | | | |
| P016-27-143 | 2 | | | | |
| 27-150 | | CARRIER, DIFFERENTIAL | | | |
| P016-27-150A | 1 | | | | |
| 27-157 | | STUD, DIFF. CARRIER | | | |

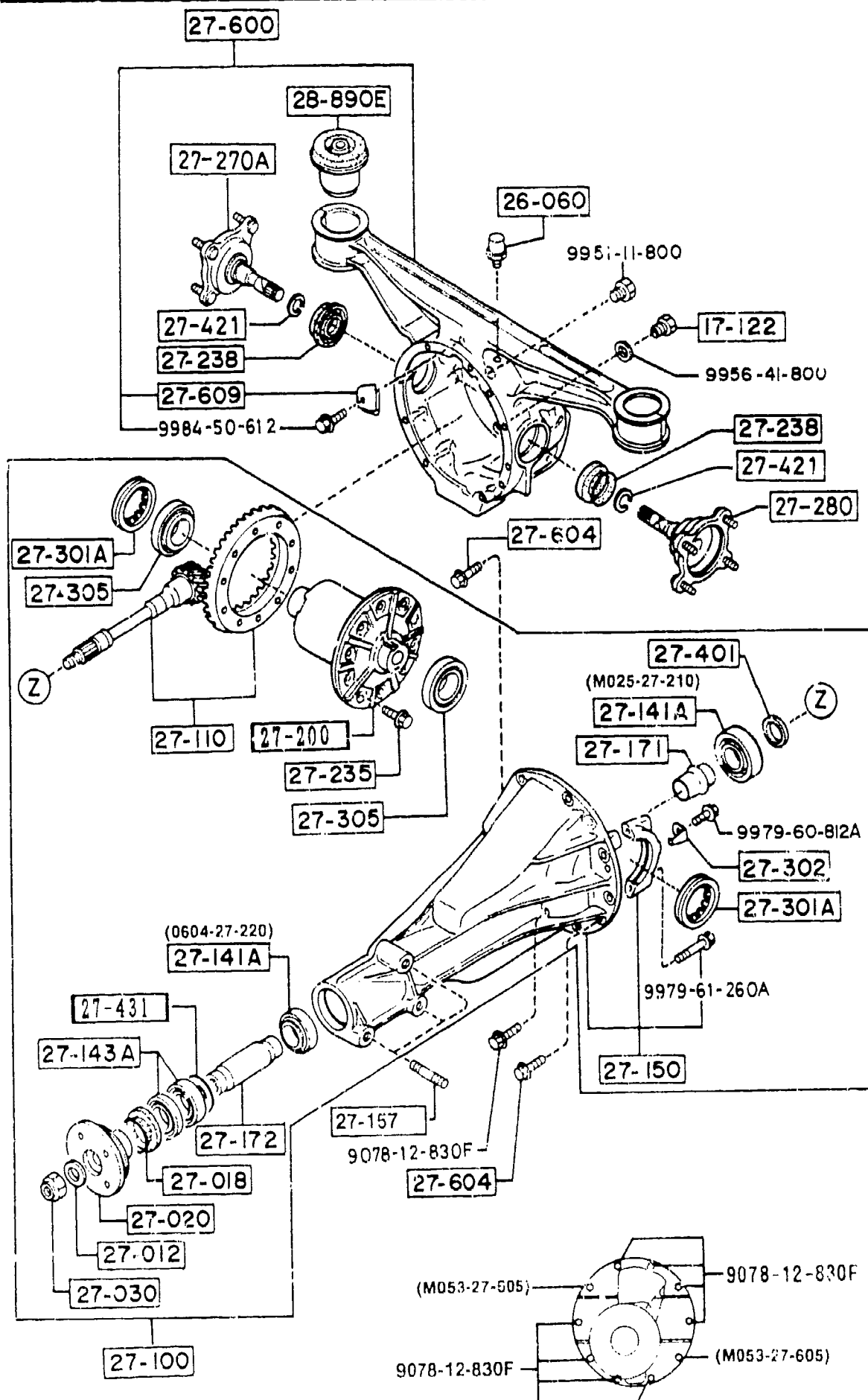
0901 FC3***-901310
0901 FC3***-903509

2710 A-2 REAR DIFFERENTIALS
(LIMITED SLIP DIFF.)




2710 A REAR DIFFERENTIALS
(LIMITED SLIP DIFF.)

2710 A-3 REAR DIFFERENTIALS
(LIMITED SLIP DIFF.)

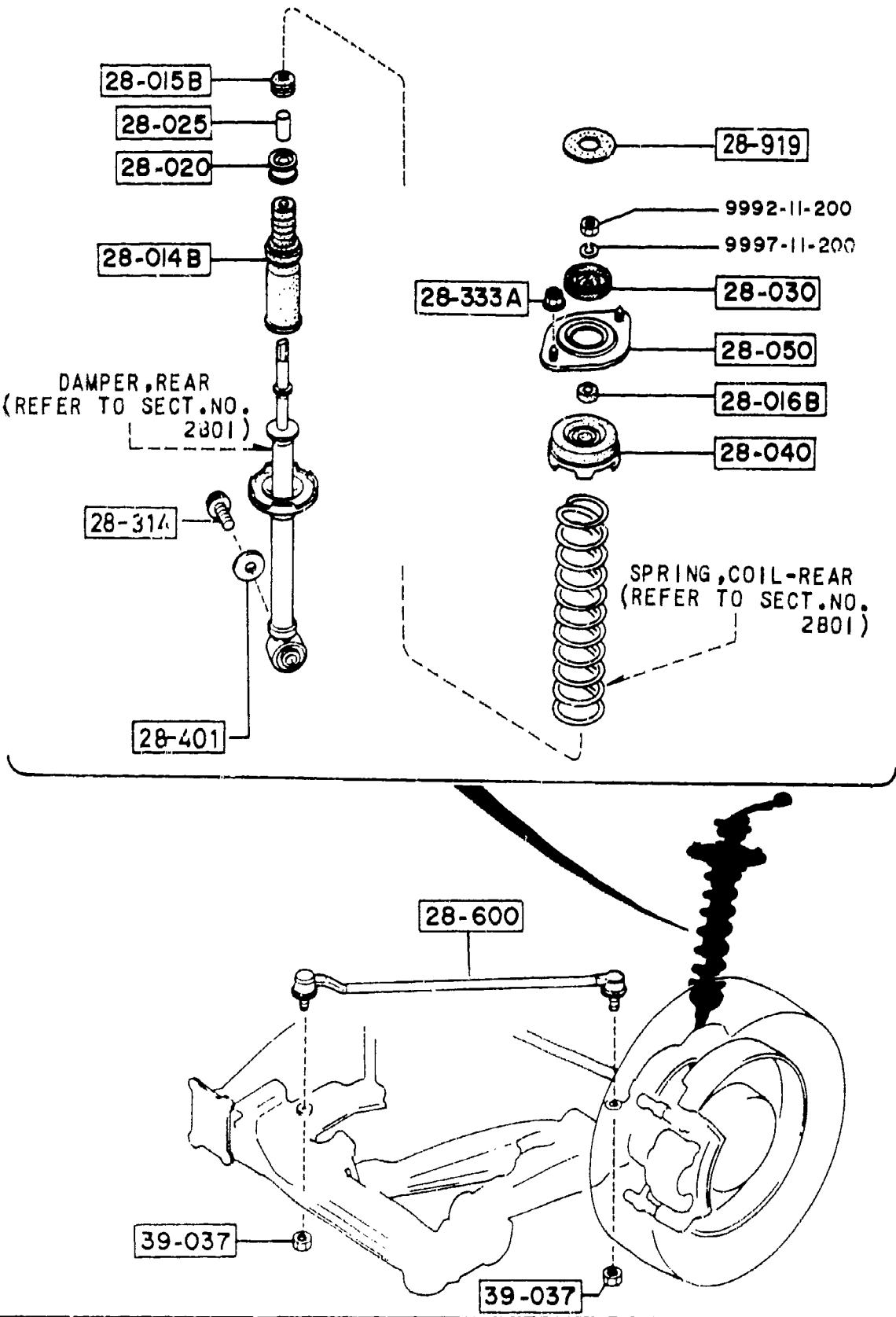


| PART NO. | QTY | MODEL/RESTRICTION | MODEL/RESTRICTION | MODEL/RESTRICTION | FROM-TO |
|--------------------|-----|---------------------------|-------------------|-------------------|---------|
| CONT'D | | | | | |
| 0223-27-401A | 1 | T=3.08MM | | | |
| 0223-27-402A | 1 | T=3.11MM | | | |
| 0223-27-403A | 1 | T=3.14MM | | | |
| 0223-27-404A | 1 | T=3.17MM | | | |
| 0223-27-405A | 1 | T=3.2MM | | | |
| 0223-27-406A | 1 | T=3.23MM | | | |
| 0223-27-407A | 1 | T=3.26MM | | | |
| 0223-27-408A | 1 | T=3.29MM | | | |
| 0223-27-409A | 1 | T=3.32MM | | | |
| 0223-27-411A | 1 | T=3.35MM | | | |
| 0223-27-412A | 1 | T=3.38MM | | | |
| 0223-27-413A | 1 | T=3.41MM | | | |
| 0223-27-414A | 1 | T=3.44MM | | | |
| 0223-27-415A | 1 | T=3.47MM | | | |
| 27-421 | | CLIP | | | |
| P016-27-421 | 2 | | | | -0B01 |
| P017-27-421A | 2 | | | | 0B01- |
| 27-431 | | SPACER | | | |
| P044-27-431A | 1 | | | | |
| 27-600 | | CASING, DIFFERENTIAL | | | |
| P016-27-600B | 1 | | | | |
| 27-604 | | BOLT, CARRIER | | | |
| M053-27-605 | 2 | | | | |
| 27-609 | | PLATE, BAFFLE-DIFF CASING | | | |
| M055-27-609 | 1 | | | | |
| 0B01 FC3***-903509 | | | | | |

2710 A-4 * REAR DIFFERENTIALS
(LIMITED SLIP DIFF.)



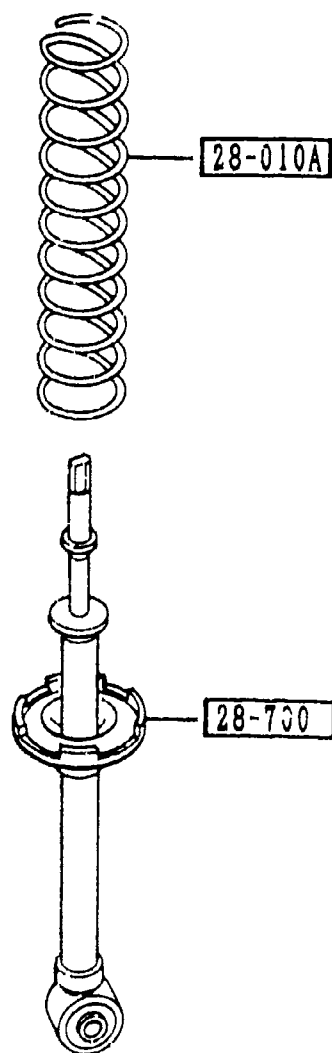
2800 REAR SUSPENSION MECHANISMS



| PART NO. | QTY | MODEL/RESTRICTION | MODEL/RESTRICTION | MODEL/RESTRICTION | FROM-TO |
|--------------|-----|-----------------------------------|-------------------|-------------------|---------|
| 28-014B | | RUBBER, STOPPER-RR DAMPER | | | |
| FB01-28-014 | 2 | | | | |
| 28-015B | | BUSH, RUBBER-REAR DAMPER | | | |
| F044-28-015 | 2 | | | | |
| 28-016B | | BUSH, RUBBER-REAR DAMPER | | | |
| F044-28-013 | 2 | | | | |
| 28-020 | | PLATE SET, REAR DAMPER | | | |
| FB01-28-020 | 2 | | | | |
| 20-025 | | SPACER, REAR DAMPER | | | |
| FB01-28-025 | 2 | | | | |
| 28-030 | | STOPPER, REAR DAMPER | | | |
| FB01-28-030A | 2 | | | | |
| 28-040 | | SHEET, SPRING-REAR DAMPER | | | |
| FB01-28-040 | 2 | | | | |
| 28-050 | | PLATE, MOUNTING-RR DAMPER | | | |
| FB01-28-050 | 2 | | | | |
| 28-314 | | BOLT 'B', LINK | | | |
| H260-34-037A | 2 | | | | |
| 28-333A | | NUT, FLANGE | | | |
| H001-28-333 | 4 | | | | |
| 28-401 | | WASHER | | | |
| FB01-28-401 | 2 | | | | |
| 28-600 | | LINK, LATERAL | | | |
| FB01-28-200A | 2 | | | | |
| 28-919 | | SHEET, DAMPER-UPPER (CONVERTIBLE) | | | |
| F055-28-919 | 2 | | | | |
| 39-037 | | NUT | | | |
| B001-39-037B | 4 | | | | |

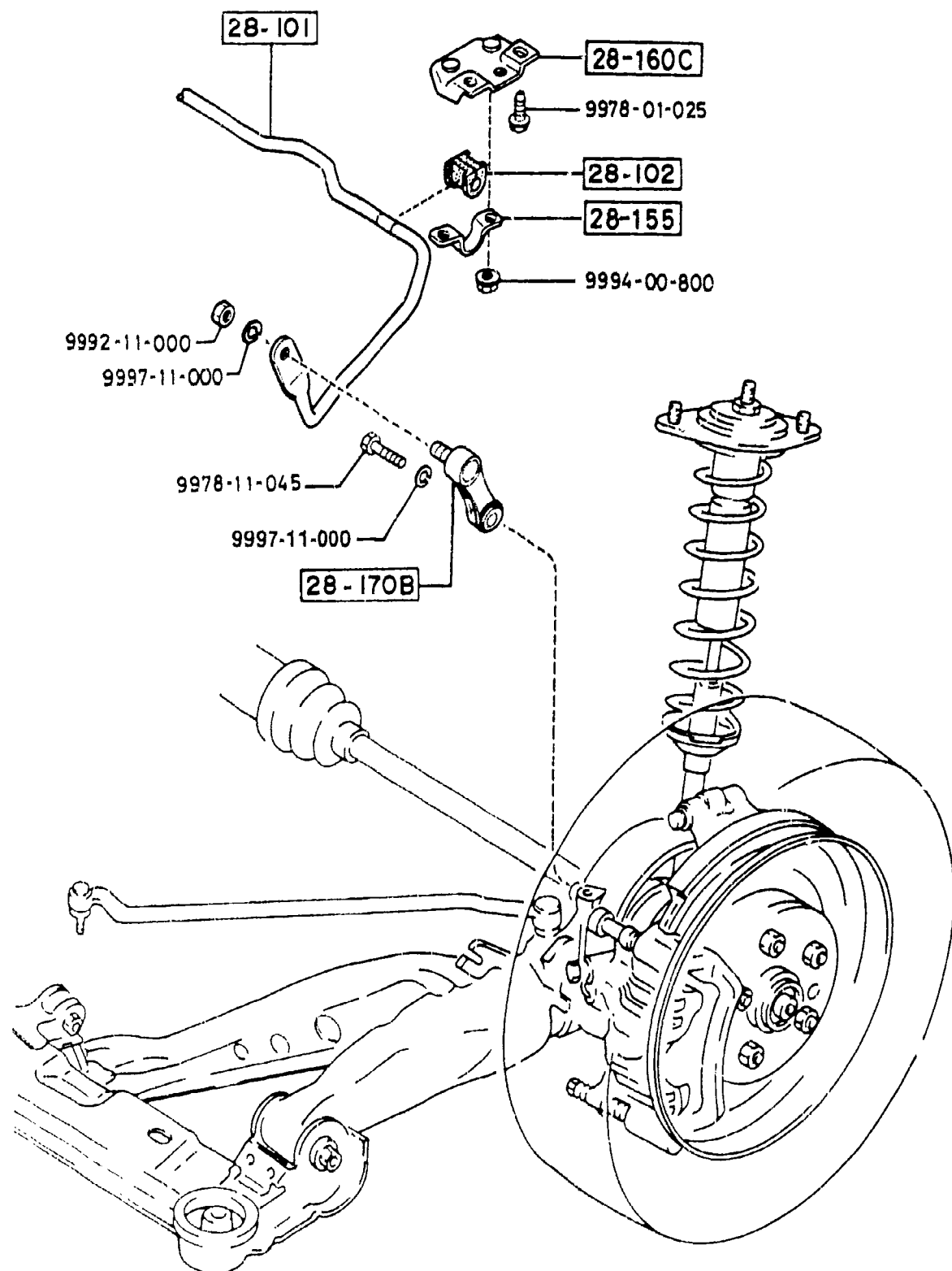
2801 REAR SPRING & DAMPER

2801 -1 * REAR SPRING & DAMPER



| PART NO. | QTY | MODEL/RESTRICTION | MODEL/RESTRICTION | MODEL/RESTRICTION | FROM-TO |
|-------------|-----|-------------------|-------------------|-------------------|---------|
| 28-010A | | SPRING, COIL-REAR | | | |
| FC01-28-011 | 2 | (CPE) | | | |
| FC33-28-011 | 2 | (CONVERTIBLE) | | | |
| 28-700 | | DAMPER, REAR | | | |
| FC02-28-700 | 2 | | | | |

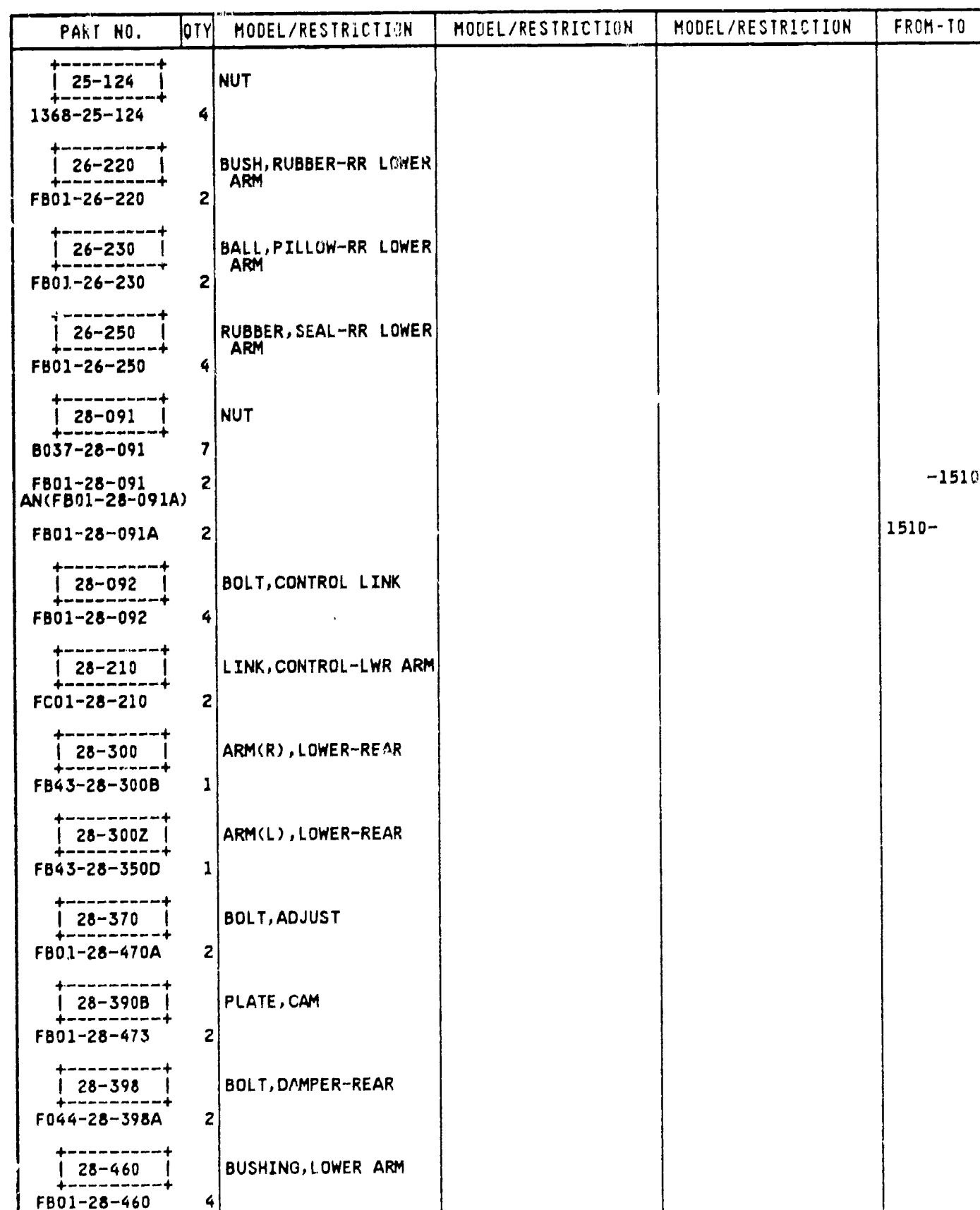
2810 REAR STABILIZER



2810 -1 * REAR STABILIZER

| PART NO. | QTY | MODEL/RESTRICTION | MODEL/RESTRICTION | MODEL/RESTRICTION | FROM-TO |
|--------------|-----|---------------------|-------------------|-------------------|---------|
| 28-101 | | STABILIZER,RR | | | |
| FC01-28-151 | 1 | (CONVERTIBLE) | | | |
| FC02-28-151 | 1 | (CPE) | | | |
| 28-102 | | BUSH,STABILIZER-RR | | | |
| FB01-28-156 | 2 | (CONVERTIBLE) | | | |
| FB43-28-156A | 2 | (CPE) | | | |
| 28-155 | | PLATE,STABILIZER-RR | | | |
| FB01-28-155 | 2 | | | | |
| 28-160C | | BRACKET,STAB -RR | | | |
| FB01-28-160A | 2 | | | | |
| 28-170B | | LINK,CONTROL-STAB | | | |
| FC01-28-170 | 2 | | | | |

2830 -1 REAR LOWER ARMS & SUB FRAME

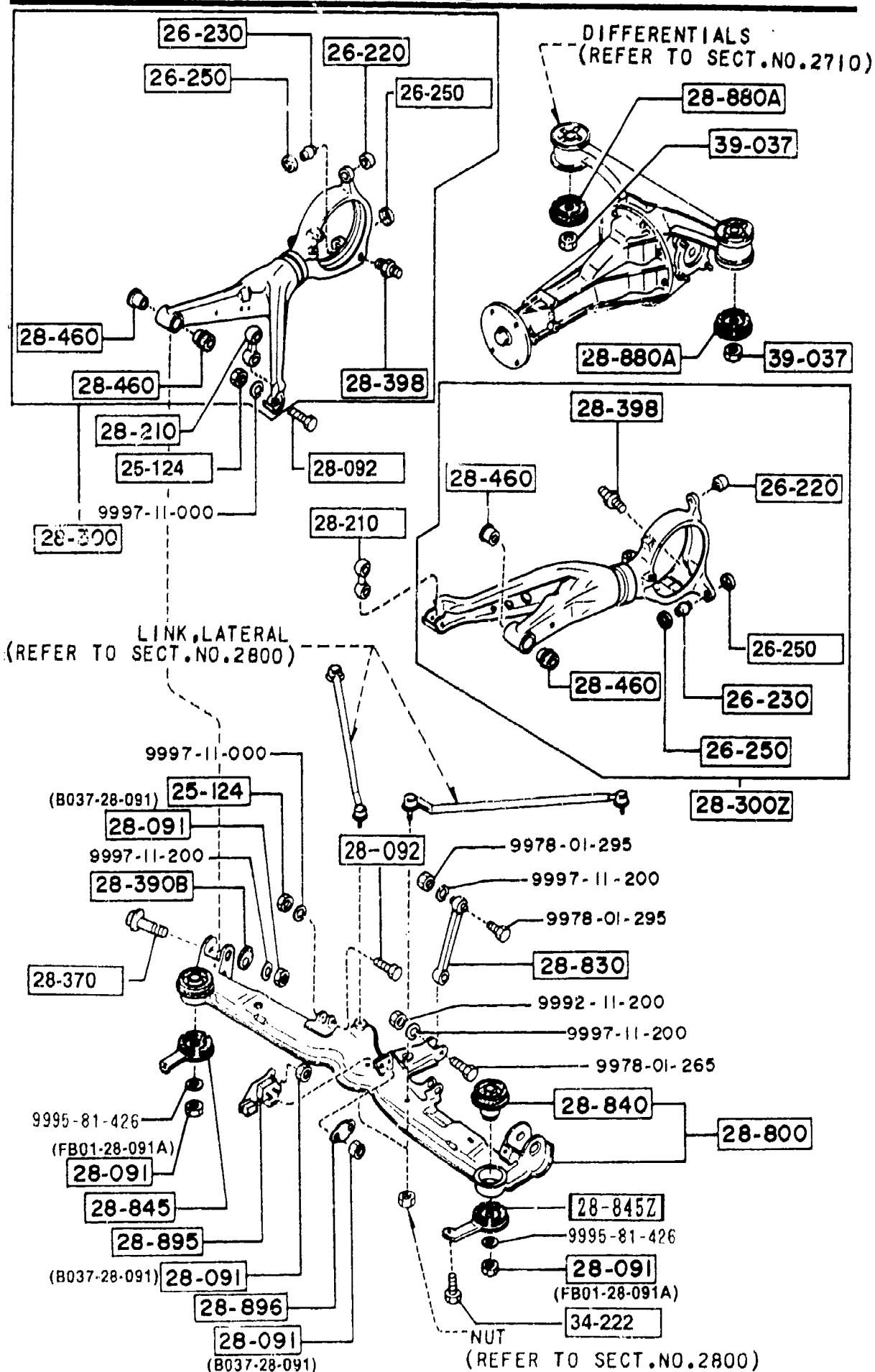


1510 FC3***-907410

CAT. AUFA03-07

1993-12

2830 REAR LOWER ARMS & SUB FRAME

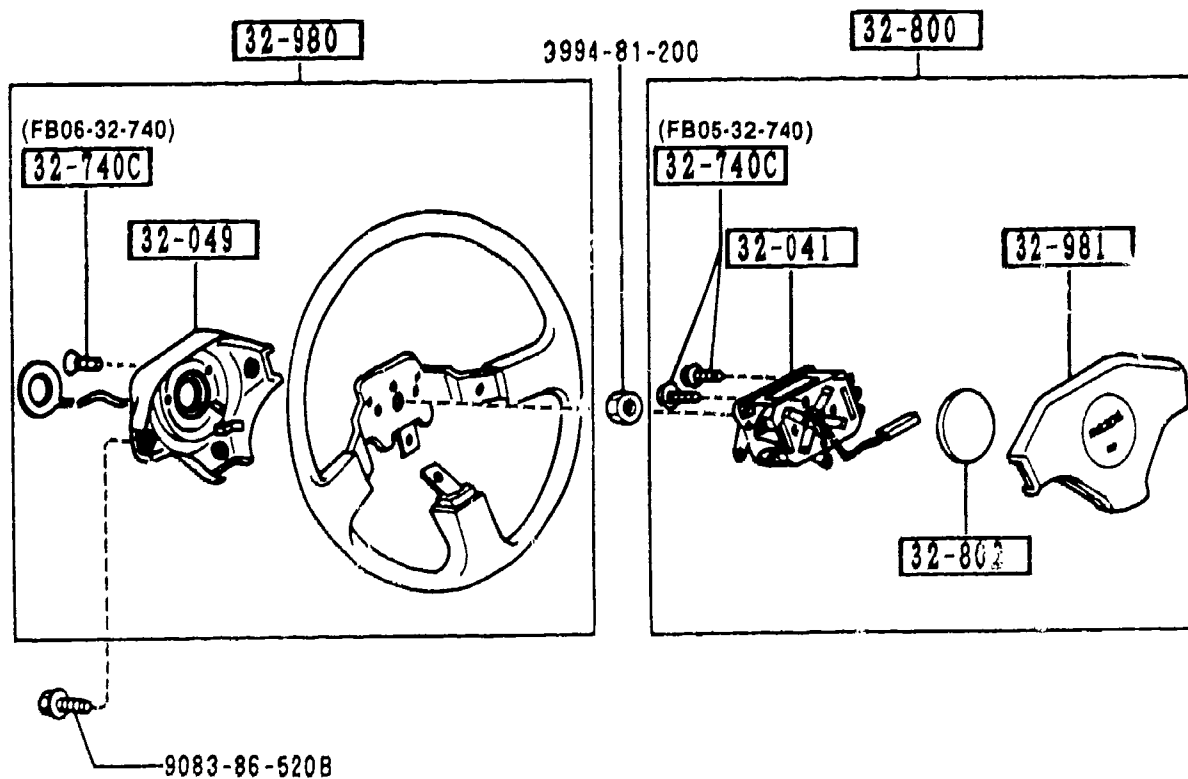


2830 -2 * REAR LOWER ARMS & SUB FRAME

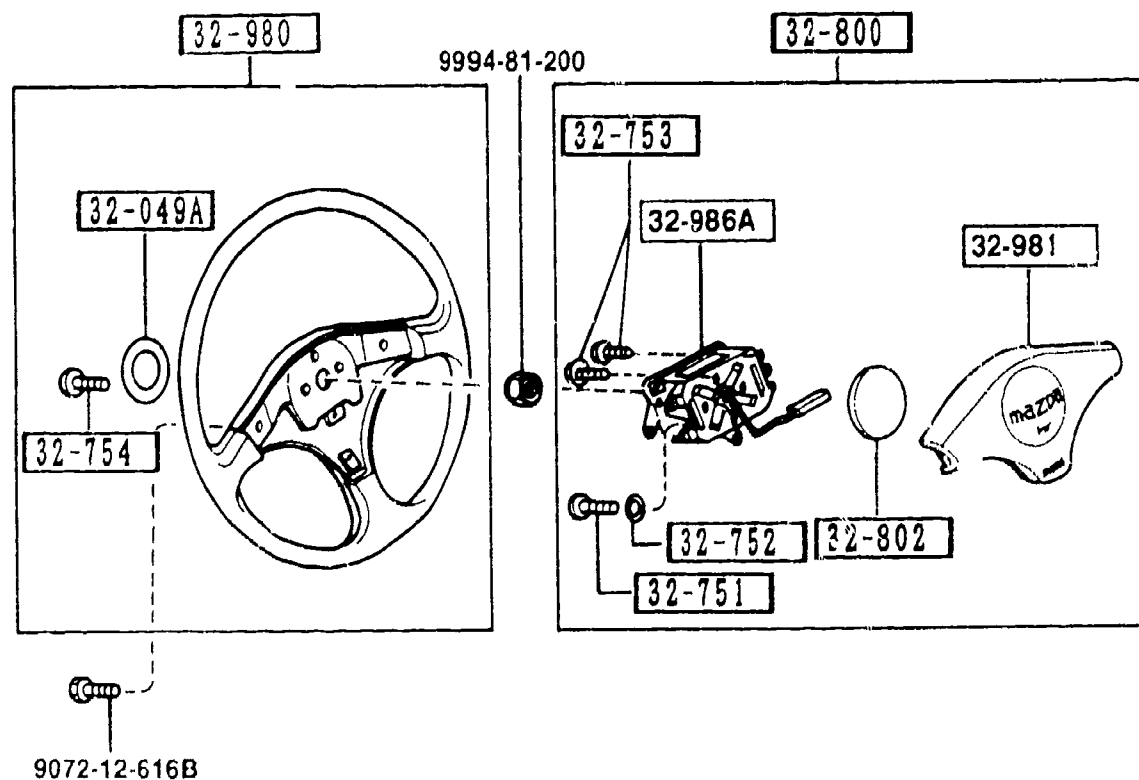
| PART NO. | QTY | MODEL/RESTRICTION | MODEL/RESTRICTION | MODEL/RESTRICTION | FROM-TO |
|--------------|-----|----------------------------|-------------------|-------------------|---------|
| 28-800 | 1 | FRAME, SUB | | | |
| FB43-28-800G | 1 | | | | |
| 28-830 | 1 | LINK, SUB-LOWER ARM | | | |
| FB01-28-830 | 1 | | | | |
| 28-840 | 2 | RUBBER, SUB FRAME | | | |
| FB43-28-840 | 2 | | | | |
| 28-845 | 1 | WASHER(R), STOP-LOWER ARM | | | |
| FB43-28-845B | 1 | | | | |
| 28-845Z | 1 | WASHER(L), STOP-LOWER ARM | | | |
| FB43-28-845B | 1 | | | | |
| 28-880A | 2 | WASHER, STOP | | | |
| FB01-28-880A | 2 | | | | |
| 28-895 | 1 | RUBBER, MOUNTING-DIFF | | | |
| FC01-28-980 | 1 | | | | |
| 28-896 | 1 | WASHER, MOUNT RUBBER-DIFF. | | | |
| FB01-28-896 | 1 | | | | |
| 34-222 | 2 | NUT | | | |
| 8871-34-222 | 2 | | | | |
| 39-037 | 2 | NUT | | | |
| B001-39-037B | 2 | | | | |

3200 STEERING WHEEL
(W/O AIR BAG)

(W/O TURBO)



(TURBO)



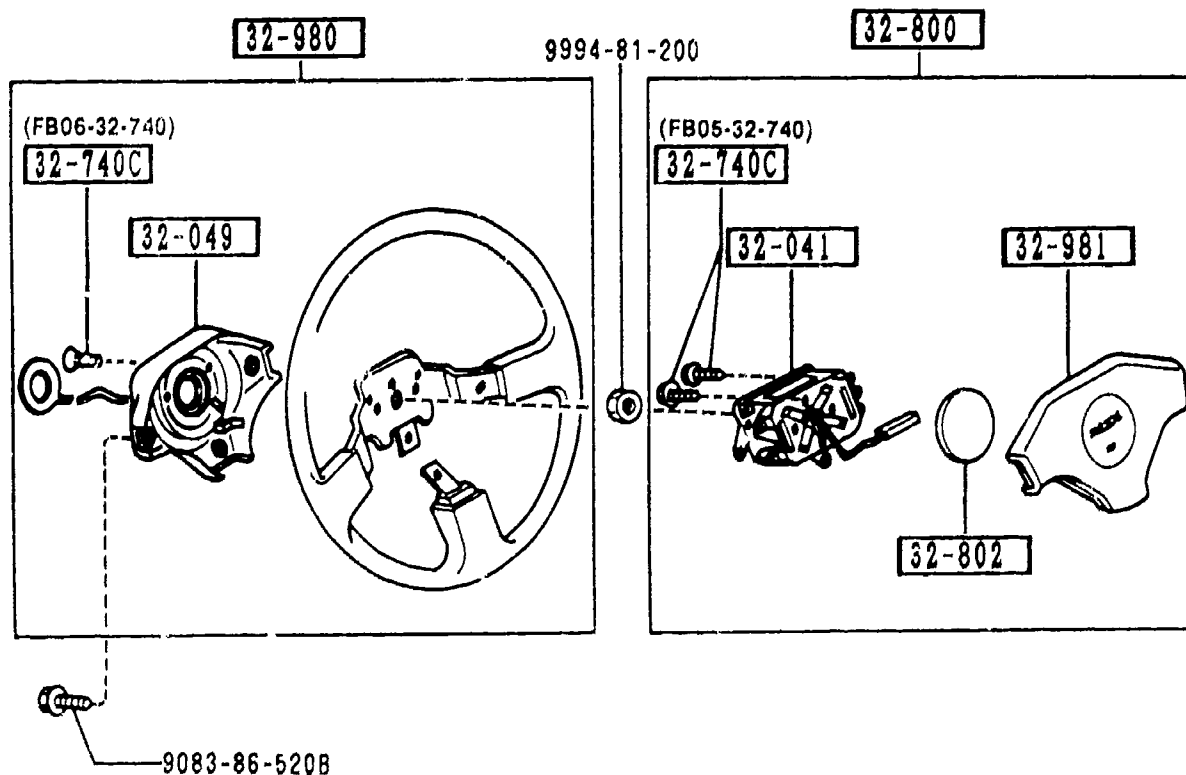
3200 -1 STEERING WHEEL
(W/O AIR BAG)

| PART NO. | QTY | MODEL/RESTRICTION | MODEL/RESTRICTION | MODEL/RESTRICTION | FROM-TO |
|--------------|-----|-----------------------|-------------------|-------------------|---------|
| 32-041 | | PLATE, SET | | | |
| FB05-32-986 | 1 | (W/O TURBO) | | | |
| 32-049 | | COVER, WHEEL CORE | | | |
| FB05-32-049 | 1 | (W/O TURBO) | | | |
| 32-049A | | RING, CONTACT | | | |
| FC17-32-049 | 1 | (TURBO) | | | |
| 32-740C | | PARTS SET, ST. WHEEL | | | |
| FB05-32-740 | 1 | (W/O TURBO) | | | |
| FB06-32-740 | 1 | (W/O TURBO) | | | |
| 32-751 | | SCREW, HORN CAP | | | |
| FC17-32-751 | 4 | (TURBO) | | | |
| 32-752 | | WASHER, HORN CAP | | | |
| FC17-32-752 | 4 | (TURBO) | | | |
| 32-753 | | SCREW, HORN CAP | | | |
| FC17-32-753 | 4 | (TURBO) | | | |
| 32-754 | | SCREW, ST. WHEEL BOSS | | | |
| FC17-32-754 | 2 | (TURBO) | | | |
| 32-800 | | CAP, HORN | | | |
| FB06-32-800A | 1 | (W/O TURBO) | | | |
| FC17-32-800A | 1 | (TURBO) | | | |
| 32-802 | | COVER, HORN PAD | | | |
| FB05-32-802 | 1 | (W/O TURBO) | | | |
| FC17-32-802A | 1 | (TURBO) | | | |
| 32-980 | | BOSS, STEERING WHEEL | | | |
| FB06-32-980C | 1 | (W/O TURBO) | | | |
| FC17-32-980B | 1 | (TURBO) | | | |
| 32-981 | | PAD, HORN | | | |
| FB06-32-801 | 1 | (W/O TURBO) | | | |
| FC17-32-801 | 1 | (TURBO) | | | |

3200 STEERING WHEEL
(W/O AIR BAG)

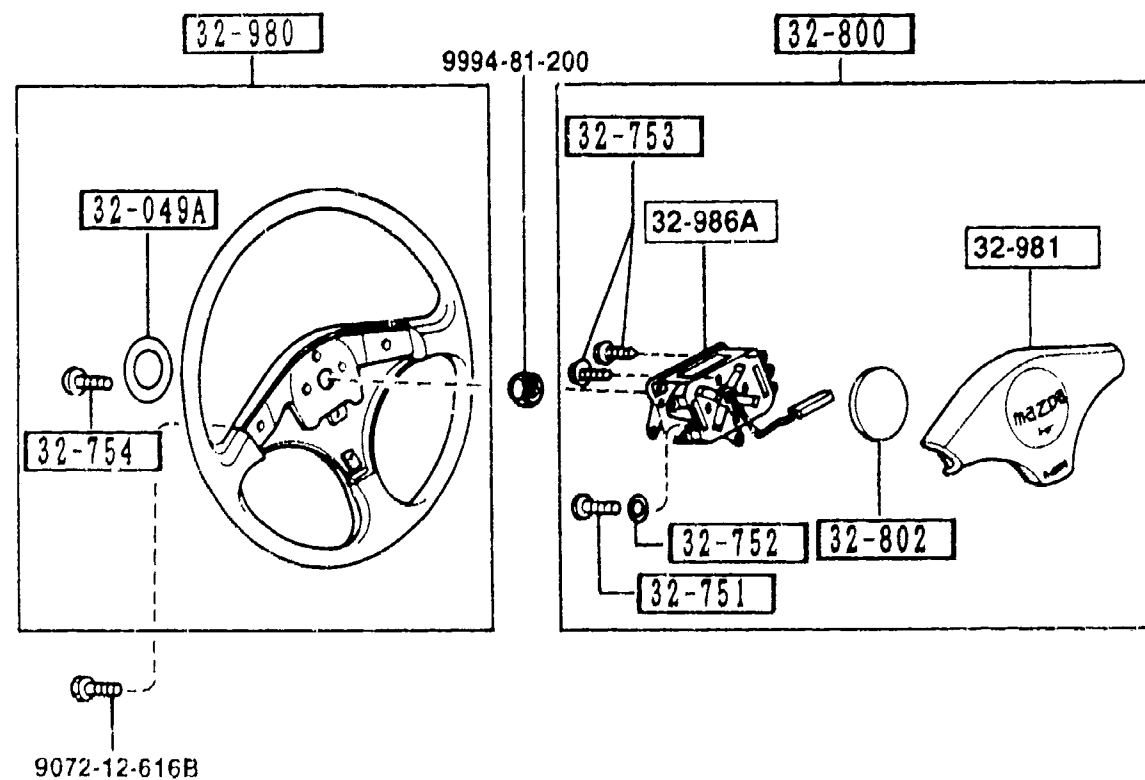
3200 -2 * STEERING WHEEL
(W/O AIR BAG)

(W/O TURBO)

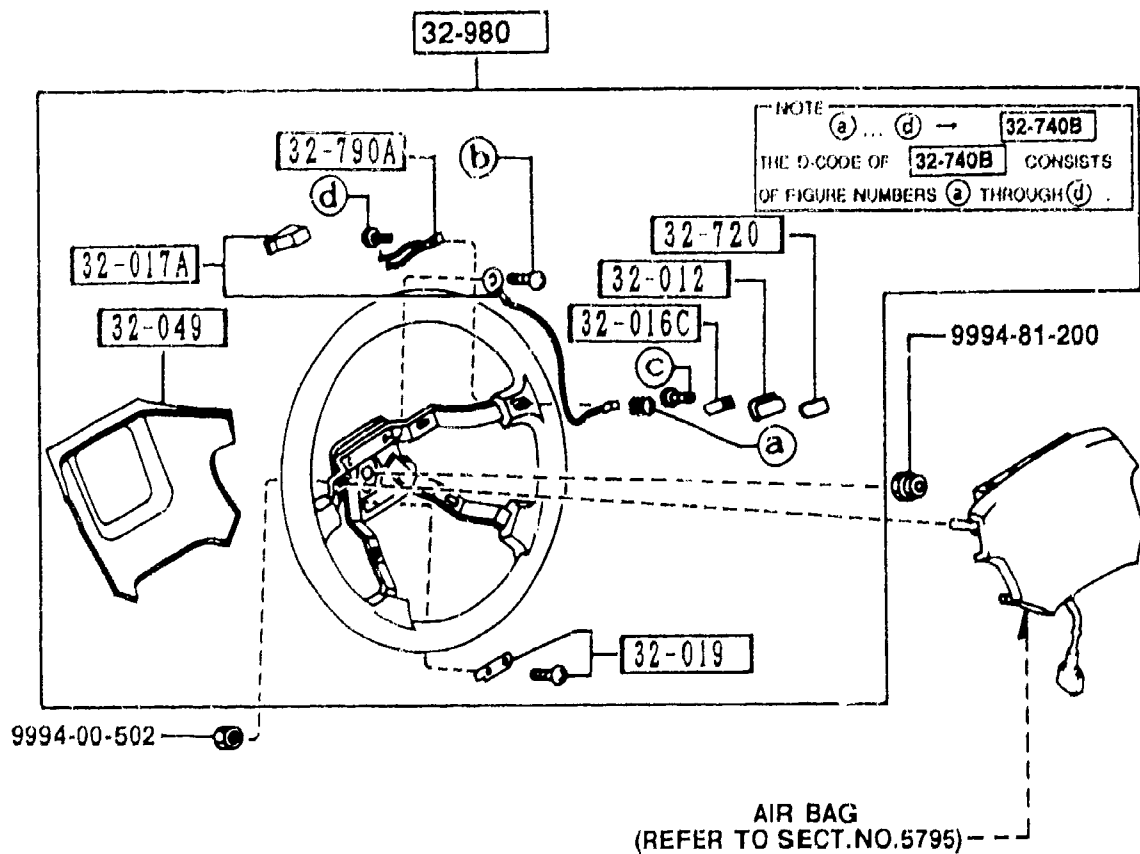


| PART NO. | QTY | MODEL/RESTRICTION | MODEL/RESTRICTION | MODEL/RESTRICTION | FROM-TO |
|------------------------|-----|-----------------------------|-------------------|-------------------|---------|
| 32-986A
FC17-32-986 | 1 | ABSORBER, ENERGY
(TURBO) | | | |

(TURBO)



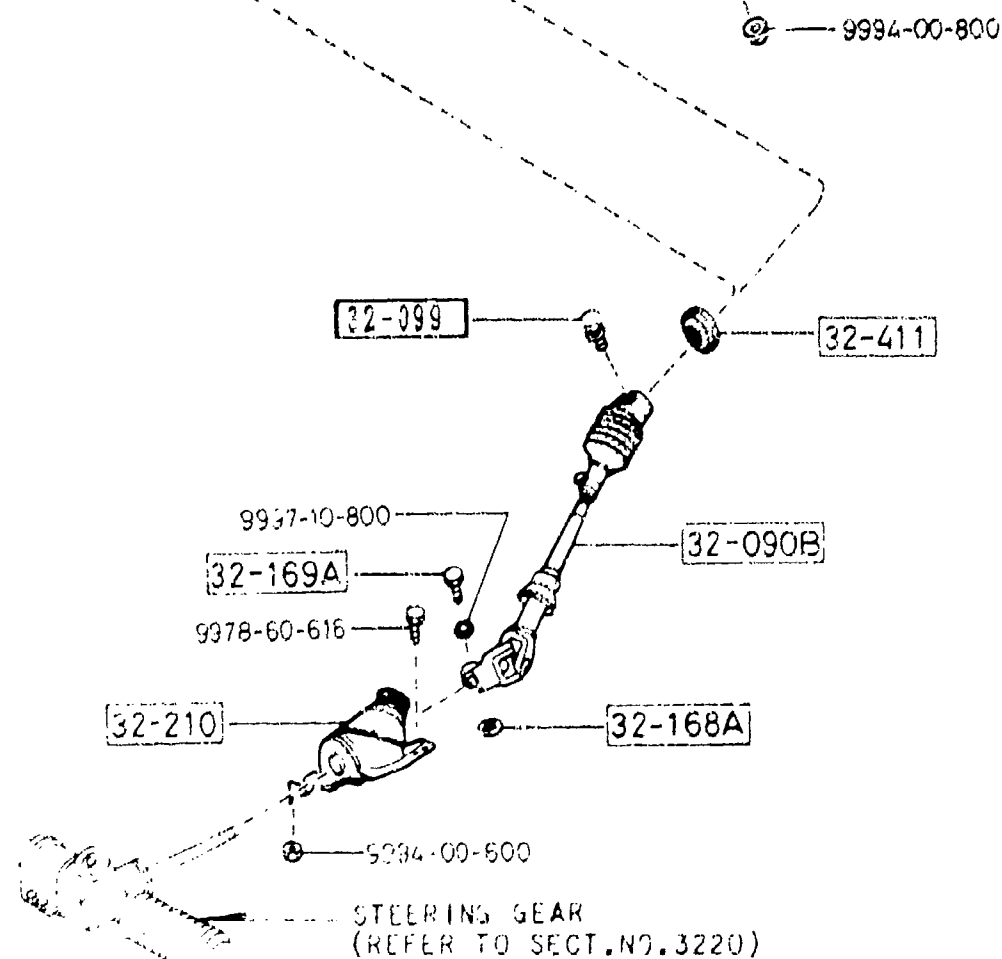
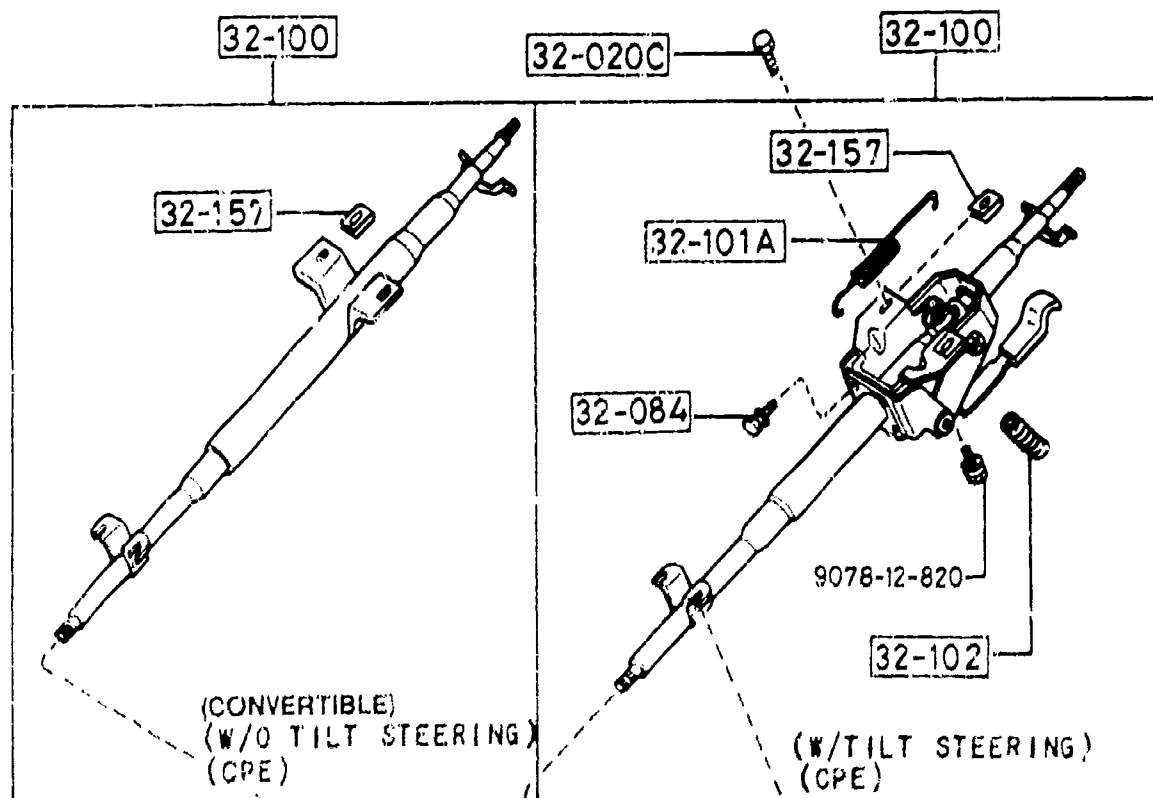
3200 A STEERING WHEEL
(W/ AIR BAG)



3200 A-1 * STEERING WHEEL
(W/ AIR BAG)

| PART NO. | QTY | MODEL/RESTRICTION | MODEL/RESTRICTION | MODEL/RESTRICTION | FROM-TO |
|--|--------|----------------------|-------------------|-------------------|----------------|
| 32-012
FC66-32-730 | 1 | BUTTON, HORN | | | |
| 32-016C
FC66-32-020 | 1 | PLATE, CONTACT | | | |
| 32-017A
FC66-32-030 | 1 | PLATE, CONTACT | | | |
| 32-019
FC66-32-019A | 1 | BRACKET, COUPLER | | | |
| 32-049
FC66-32-049A | 1 | COVER, WHEEL CORE | | | |
| 32-720
FC66-32-740 | 1 | BASE, HORN BUTTON | | | |
| 32-740B
FC66-32-770 | 1 | SCREW SET, ST. WHEEL | | | |
| 32-790A
FC66-32-040 | 1 | CORD, HORN-ST. WHEEL | | | |
| 32-980
FC66-32-980B
A (FC66-32-980C)
FC66-32-980C | 1
1 | BUSS, STEERING WHEEL | | | -2601
2601- |

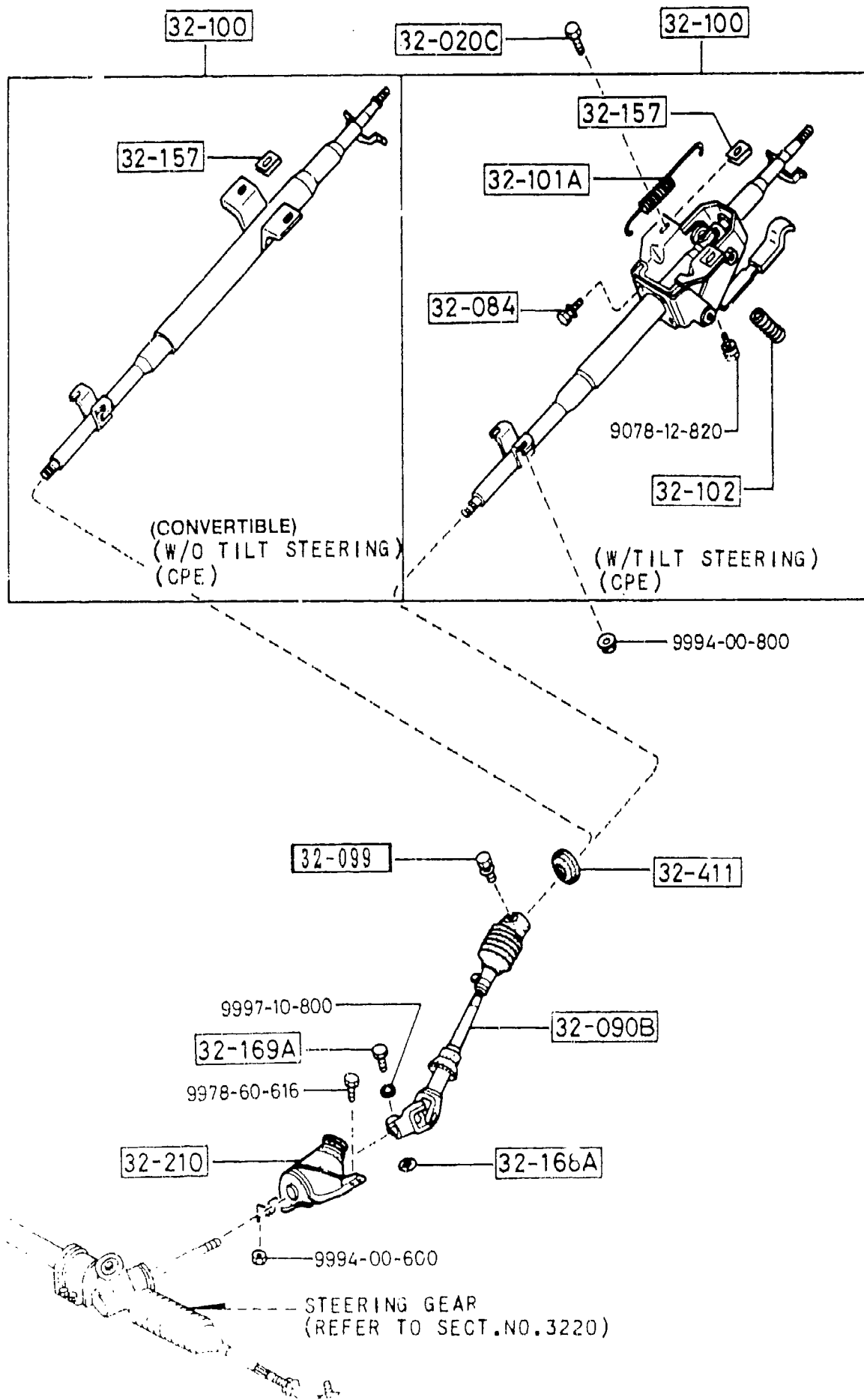
3210 STEERING COLUMN & SHAFTS



3210 -1 STEERING COLUMN & SHAFTS

| PART NO. | QTY | MODEL/RESTRICTION | MODEL/RESTRICTION | MODEL/RESTRICTION | FROM-TO |
|--------------|-----|--|-------------------|-------------------|---------|
| 32-020C | | BOLT | | | |
| B001-32-020 | 2 | (CPE) | | | |
| 32-084 | | BOLT | | | |
| W001-32-084 | 4 | BASE-OPT, TURBO,
(W/TILT STEERING)
(CPE) | | | |
| 32-090B | | SHAFT, INTERMED. | | | |
| FB05-32-090F | 1 | | | | |
| 32-099 | | BOLT, SHAFT | | | |
| B455-32-099 | 1 | | | | |
| 32-100 | | SHAFT, ENGY. ABSORBER | | | |
| FB01-32-100 | 1 | BASE,
(W/O TILT STEERING)
(CPE) | | | |
| FB05-32-100B | 1 | BASE-OPT, TURBO,
(W/TILT STEERING)
(CPE) | | | |
| FC66-32-100B | 1 | (CONVERTIBLE) | | | |
| 32-101A | | SPRING, BALANCE-SHAFT | | | |
| FB05-32-101 | 1 | BASE-OPT, TURBO,
(W/TILT STEERING)
(CPE) | | | |
| 32-102 | | SPRING, RETURN-SHAFT | | | |
| FB05-32-102 | 1 | BASE-OPT, TURBO,
(W/TILT STEERING)
(CPE) | | | |
| 32-157 | | PLATE, COATING-SHAFT | | | |
| FB01-32-157 | 2 | BASE,
(W/O TILT STEERING)
(CPE) | | | |
| FB05-32-157 | 2 | BASE-OPT, TURBO,
(W/TILT STEERING)
(CPE) | | | |
| 32-168A | | WASHER, STOP | | | |
| FB01-32-168 | 1 | | | | |
| 32-169A | | BOLT | | | |
| B001-32-169A | 1 | | | | |

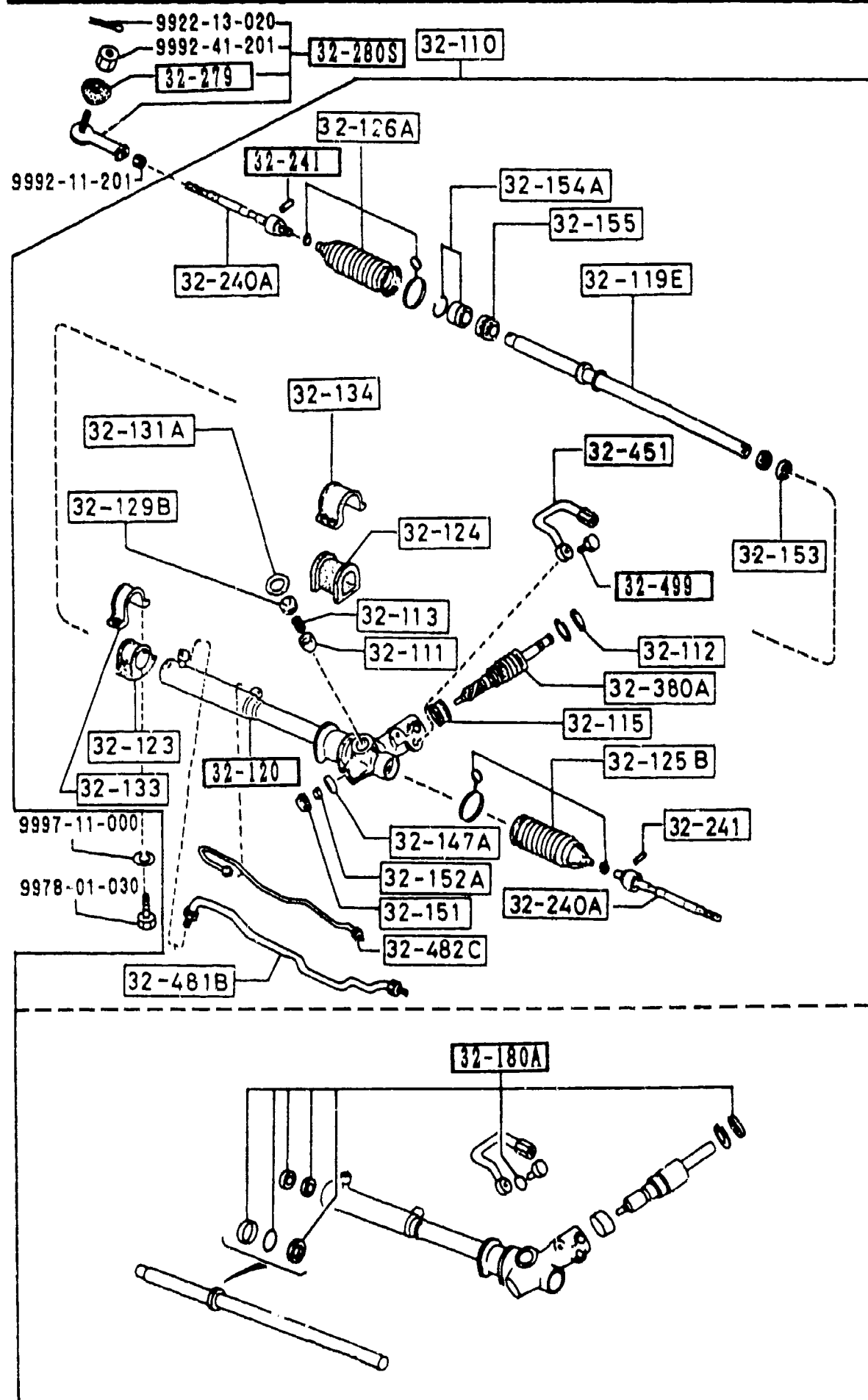
3210 STEERING COLUMN & SHAFTS



3210 -2 * STEERING COLUMN & SHAFTS

| PART NO. | QTY | MODEL/RESTRICTION | MODEL/RESTRICTION | MODEL/RESTRICTION | FROM-TO |
|--------------|-----|-----------------------|-------------------|-------------------|---------|
| 32-210 | | COVER, STEERING SHAFT | | | |
| FB01-32-210 | 1 | | | | |
| 32-411 | | COVER, DUST | | | |
| FB01-32-411A | 1 | | | | |

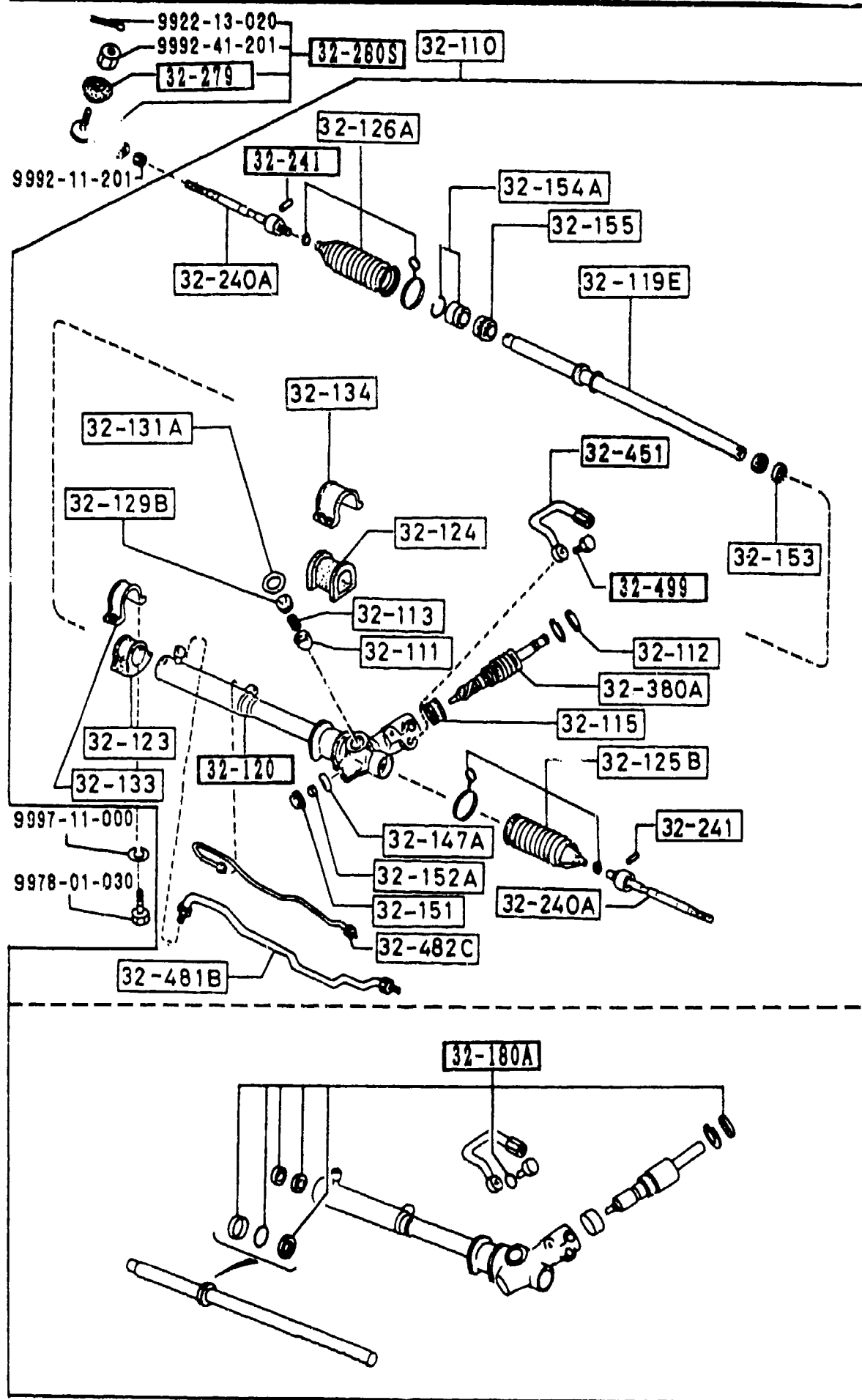
3220 STEERING GEAR
(W/ POWER STEERING ENGINE REVOLUTION PER MINUTE SENSOR)



3220 -1 STEERING GEAR
(W/ POWER STEERING ENGINE REVOLUTION PER MINUTE SENSOR)

| PART NO. | QTY | MODEL/RESTRICTION | MODEL/RESTRICTION | MODEL/RESTRICTION | FROM-TO |
|--------------|-----|---------------------|-------------------|-------------------|---------|
| 32-110 | | GEAR, STEERING | | | |
| FC01-32-110A | 1 | | | | |
| 32-111 | | YOKE, SUPPORT | | | |
| FB05-32-111 | 1 | | | | |
| 32-112 | | COVER, DUST | | | |
| FB05-32-112 | 1 | | | | |
| 32-113 | | SPRING, YOKE | | | |
| FB05-32-113 | 1 | | | | |
| 32-115 | | BEARING, ST. GEAR | | | |
| FB05-32-115 | 1 | | | | |
| 32-119E | | RACK, STEERING GEAR | | | |
| FC01-32-119 | 1 | | | | |
| 32-120 | | HOUSING, GEAR | | | |
| FC01-32-120 | 1 | | | | |
| 32-123 | | RUBBER, MOUNTING | | | |
| FB05-32-123 | 1 | | | | |
| 32-124 | | RUBBER, MOUNTING | | | |
| FB01-32-124 | 1 | | | | |
| 32-125B | | BOOT, RACK | | | |
| FB01-32-125 | 1 | | | | |
| 32-126A | | BOOT, RACK | | | |
| FB01-32-126 | 1 | | | | |
| 32-129B | | PLUG, PINION | | | |
| FB05-32-129 | 1 | | | | |
| 32-131A | | NUT, LOCK-RACK | | | |
| FB05-32-131 | 1 | | | | |
| 32-133 | | PLATE, CLAMP | | | |
| FB05-32-133 | 1 | | | | |

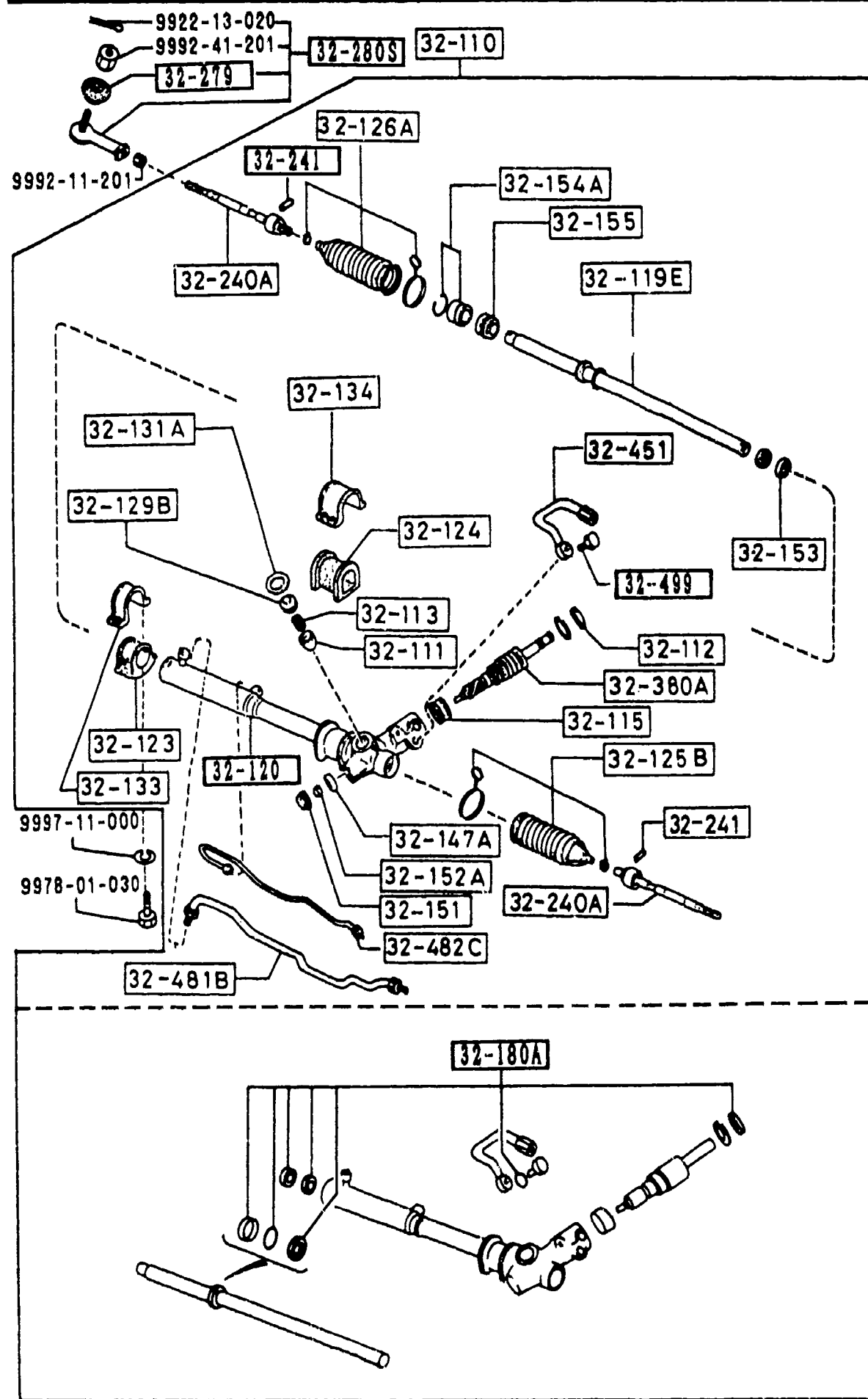
3220 STEERING GEAR
(W/ POWER STEERING:ENGINE REVOLUTION PER MINUTE SENSOR)



3220 -2 STEERING GEAR
(W/ POWER STEERING:ENGINE REVOLUTION PER MINUTE SENSOR)

| PART NO. | QTY | MODEL/RESTRICTION | MODEL/RESTRICTION | MODEL/RESTRICTION | FROM-TO |
|--------------|-----|---------------------------|-------------------|-------------------|---------|
| 32-134 | | PLATE, CLAMP | | | |
| FB01-32-134 | 1 | | | | |
| 32-147A | | BEARING, PINION | | | |
| FB05-32-147 | 1 | | | | |
| 32-151 | | COVER, END | | | |
| FB05-32-151 | 1 | | | | |
| 32-152A | | NUT, ADJUST | | | |
| FB05-32-152 | 1 | | | | |
| 32-153 | | RING, BACK UP | | | |
| FB05-32-153 | 1 | | | | |
| 32-154A | | HOLDER, STEERING GEAR | | | |
| FB05-32-154 | 1 | | | | |
| 32-155 | | BUSH, RUBBER | | | |
| FB05-32-155 | 1 | | | | |
| 32-180A | | SEAL KIT, ST. GEAR | | | |
| FB05-32-180 | 1 | | | | |
| 32-240A | | JOINT, BALL | | | |
| FB01-32-240A | 2 | | | | |
| 32-241 | | PIN, SPRING-STEERING GEAR | | | |
| FB01-32-241 | 2 | | | | |
| 32-279 | | SEAL, DUST-BALL JOINT | | | |
| 8021-32-279 | 2 | | | | |
| 32-280S | | JOINT SET, BALL | | | |
| 8AF1-32-280 | 2 | | | | |
| 32-380A | | VALVE, ST. GEAR | | | |
| FC01-32-380 | 1 | | | | |
| 32-451 | | PIPE 'A', ST. GEAR | | | |
| FB05-32-451 | 1 | | | | |

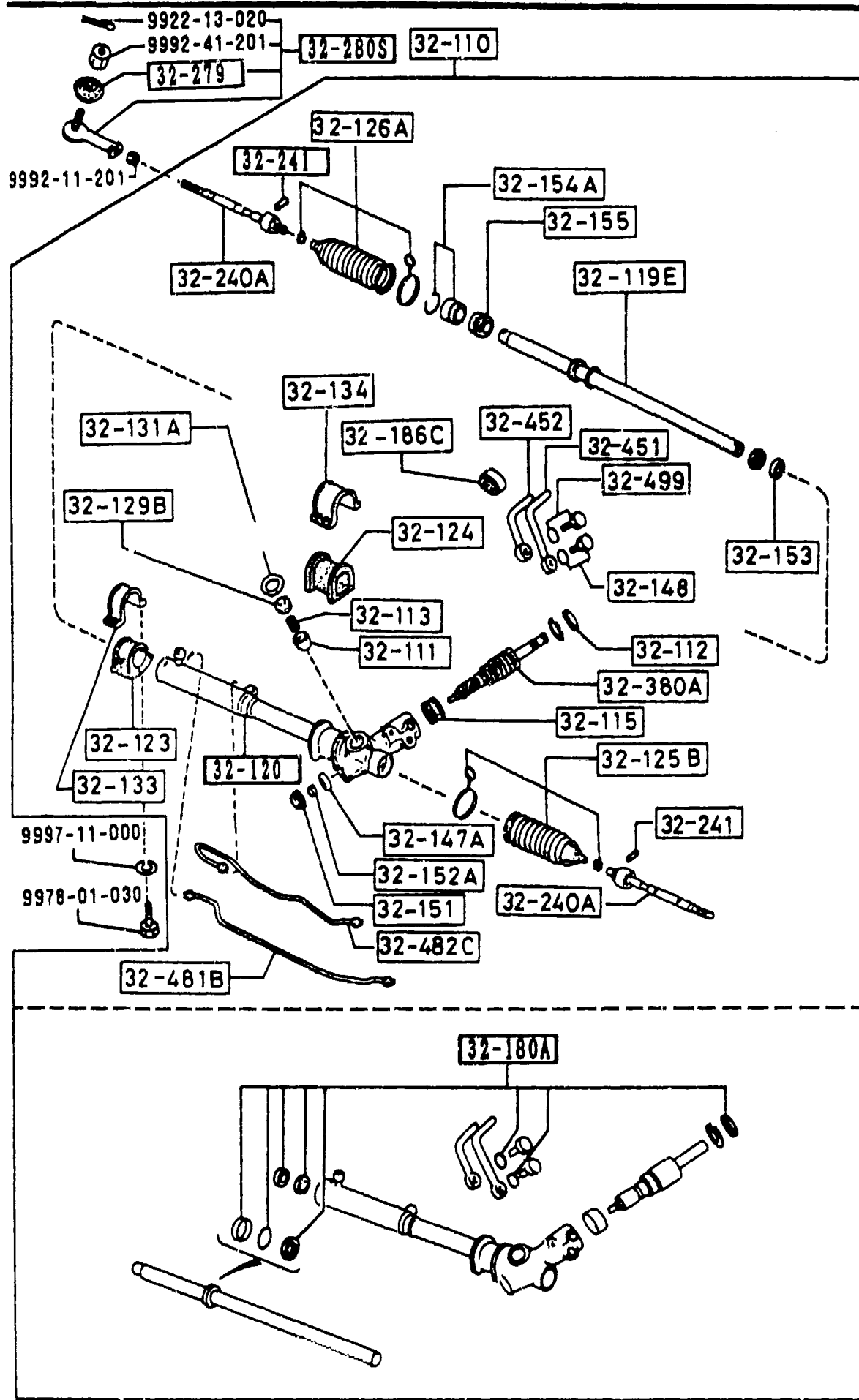
3220 STEERING GEAR
(W/ POWER STEERING:ENGINE REVOLUTION PER MINUTE SENSOR)



3220 -3 * STEERING GEAR
(W/ POWER STEERING:ENGINE REVOLUTION PER MINUTE SENSOR)

| PART NO. | QTY | MODEL/RESTRICTION | MODEL/RESTRICTION | MODEL/RESTRICTION | FROM-TO |
|--------------|-----|------------------------|-------------------|-------------------|---------|
| 32-481B | | PIPE 'A', CYLINDER | | | |
| FB05-32-481A | 1 | | | | |
| 32-482C | | PIPE 'B', CYLINDER | | | |
| FB05-32-482 | 1 | | | | |
| 32-499 | | EYE BOLT KIT, ST. GEAR | | | |
| FB78-32-499 | 1 | | | | |

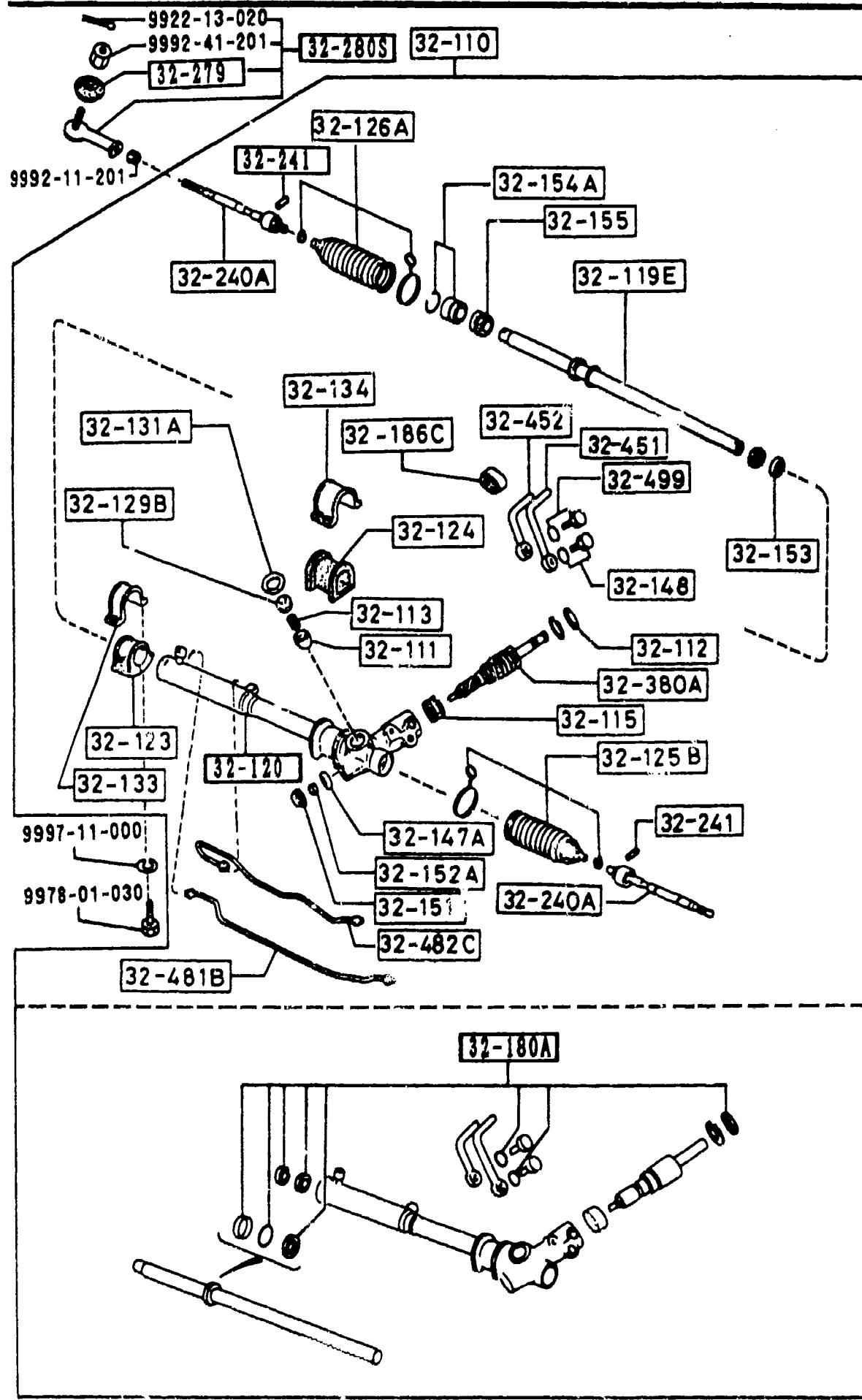
3220 A STEERING GEAR
(W/ POWER STEERING:VELOCITY SENSOR)



3220 A-1 STEERING GEAR
(W/ POWER STEERING:VELOCITY SENSOR)

| PART NO. | QTY | MODEL/RESTRICTION | MODEL/RESTRICTION | MODEL/RESTRICTION | FROM-TO |
|--------------|-----|---------------------|-------------------|-------------------|---------|
| 32-110 | | GEAR, STEERING | | | |
| FD78-32-110C | 1 | | | | |
| 32-111 | | YOKE, SUPPORT | | | |
| FB05-32-111 | 1 | | | | |
| 32-112 | | COVER, DUST | | | |
| FB05-32-112 | 1 | | | | |
| 32-113 | | SPRING, YOKE | | | |
| FB05-32-113 | 1 | | | | |
| 32-115 | | BEARING, ST. GEAR | | | |
| FB05-32-115 | 1 | | | | |
| 32-119E | | RACK, STEERING GEAR | | | |
| FB05-32-119 | 1 | | | | |
| 32-120 | | HOUSING, GEAR | | | |
| FB05-32-120A | 1 | | | | |
| 32-123 | | RUBBER, MOUNTING | | | |
| FB05-32-123 | 1 | | | | |
| 32-124 | | RUBBER, MOUNTING | | | |
| FB01-32-124 | 1 | | | | |
| 32-125B | | BOOT, RACK | | | |
| FB01-32-125 | 1 | | | | |
| 32-126A | | BOOT, RACK | | | |
| FB01-32-126 | 1 | | | | |
| 32-129B | | PLUG, PINION | | | |
| FB05-32-129 | 1 | | | | |
| 32-131A | | NUT, LOCK-RACK | | | |
| FB05-32-131 | 1 | | | | |
| 32-133 | | PLATE, CLAMP | | | |
| FB05-32-133 | 1 | | | | |

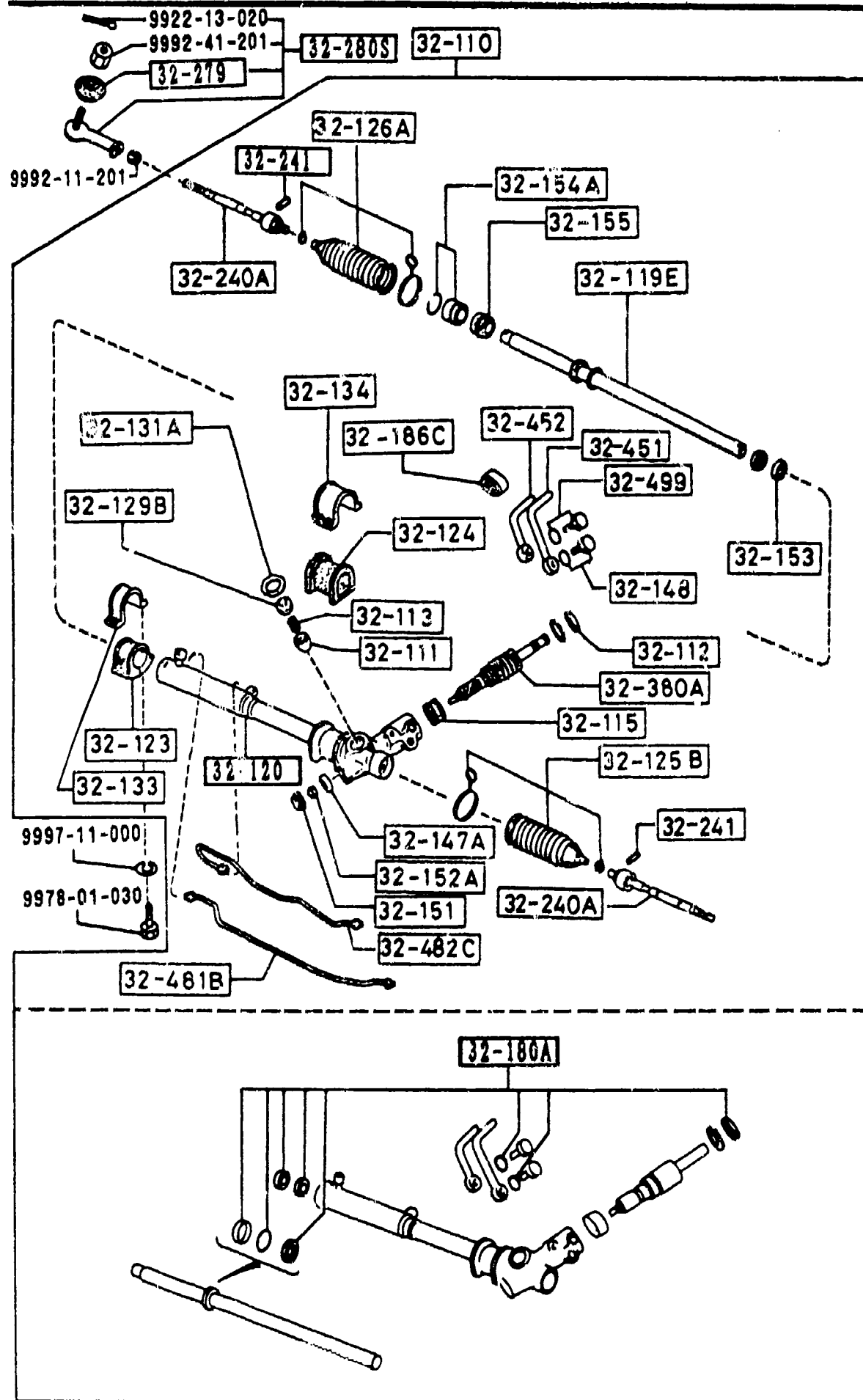
3220 A STEERING GEAR
(W/ POWER STEERING VELOCITY SENSOR)



3220 A-2 STEERING GEAR
(W/ POWER STEERING VELOCITY SENSOR)

| PART NO. | QTY | MODEL/RESTRICTION | MODEL/RESTRICTION | MODEL/RESTRICTION | FROM-TO |
|--------------|-----|---------------------------|-------------------|-------------------|---------|
| 32-134 | | PLATE, CLAMP | | | |
| FB01-32-134 | 1 | | | | |
| 32-147A | | BEARING, PINION | | | |
| FB05-32-147 | 1 | | | | |
| 32-148 | | EYE BOLT KIT, ST. GEAR | | | |
| FB78-32-498 | 1 | | | | |
| 32-151 | | COVER, END | | | |
| FB05-32-151 | 1 | | | | |
| 32-152A | | NUT, ADJUST | | | |
| FB05-32-152 | 1 | | | | |
| 32-153 | | RING, BACK UP | | | |
| FB05-32-153 | 1 | | | | |
| 32-154A | | HOLDER, STEERING GEAR | | | |
| FB05-32-154 | 1 | | | | |
| 32-155 | | BUSH, RUBBER | | | |
| FB05-32-155 | 1 | | | | |
| 32-180A | | SEAL KIT, ST. GEAR | | | |
| FB05-32-180 | 1 | | | | |
| 32-186C | | CLIP KIT, ST. GEAR | | | |
| FB05-32-186 | 1 | | | | |
| 32-240A | | JOINT, BALL | | | |
| FB01-32-240A | 2 | | | | |
| 32-241 | | PIN, SPRING-STEERING GEAR | | | |
| FB01-32-241 | 2 | | | | |
| 32-279 | | SEAL, DUST-BALL JOINT | | | |
| 8021-32-279 | 2 | | | | |
| 32-280S | | JOINT SET, BALL | | | |
| 8AF1-32-280 | 2 | | | | |

3220 A STEERING GEAR
(W/ POWER STEERING-VELOCITY SENSOR)

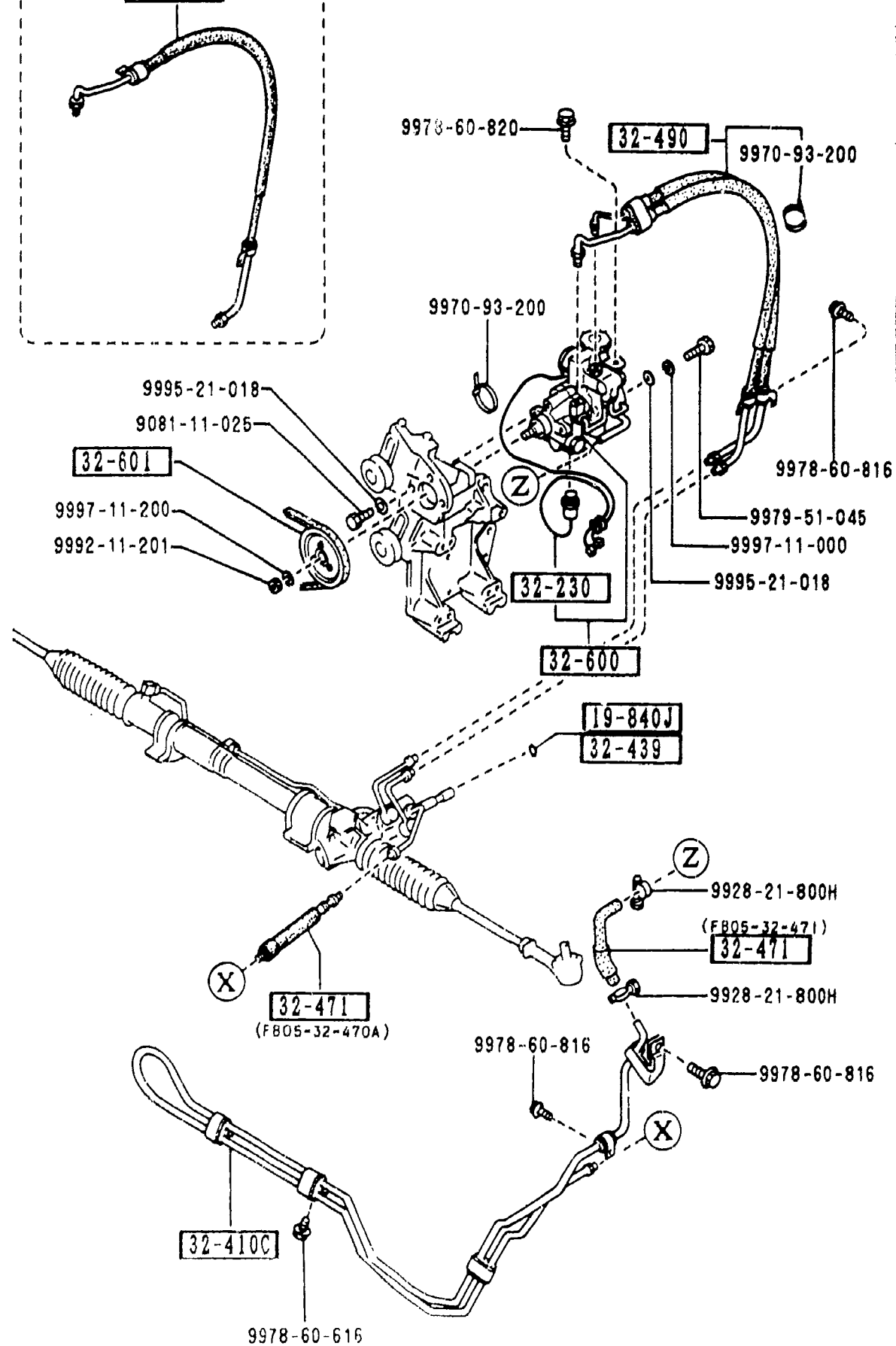


3220 A-3 * STEERING GEAR
(W/ POWER STEERING-VELOCITY SENSOR)

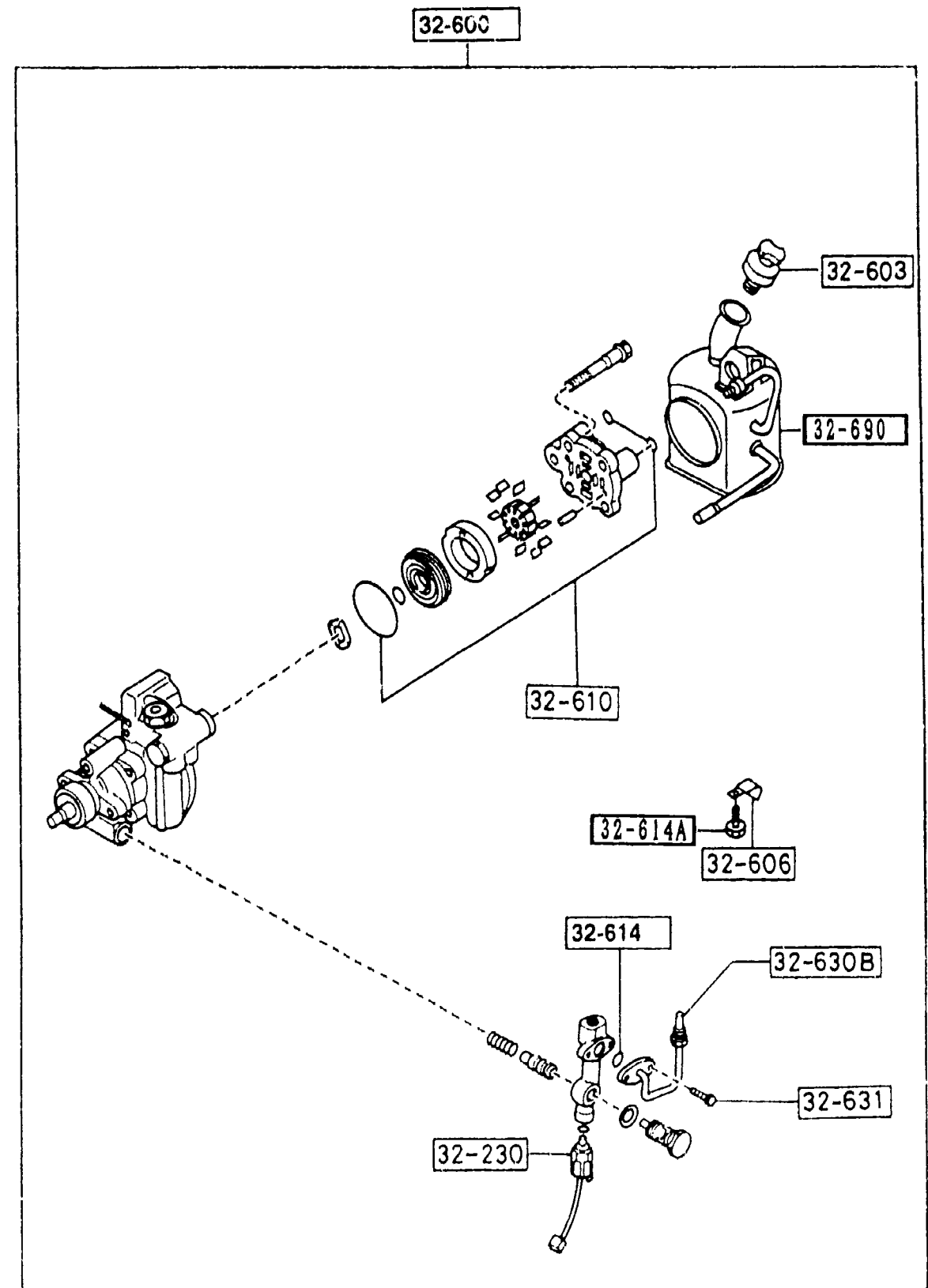
| PART NO. | QTY | MODEL/RESTRICTION | MODEL/RESTRICTION | MODEL/RESTRICTION | FROM-TO |
|--------------|-----|------------------------|-------------------|-------------------|---------|
| 32-380A | | VALVE, ST. GEAR | | | |
| FB05-32-380 | 1 | | | | |
| 32-451 | | PIPE 'A', ST. GEAR | | | |
| FB05-32-451 | 1 | | | | |
| 32-452 | | PIPE 'B', ST. GEAR | | | |
| FB05-32-452A | 1 | | | | |
| 32-481B | | PIPE 'A', CYLINDER | | | |
| FB05-32-481A | 1 | | | | |
| 32-482C | | PIPE 'B', CYLINDER | | | |
| FB05-32-482 | 1 | | | | |
| 32-499 | | EYE BOLT KIT, ST. GEAR | | | |
| FB78-32-499 | 1 | | | | |

(THIS ILLUSTRATION CONSISTS OF 2 PAGES)

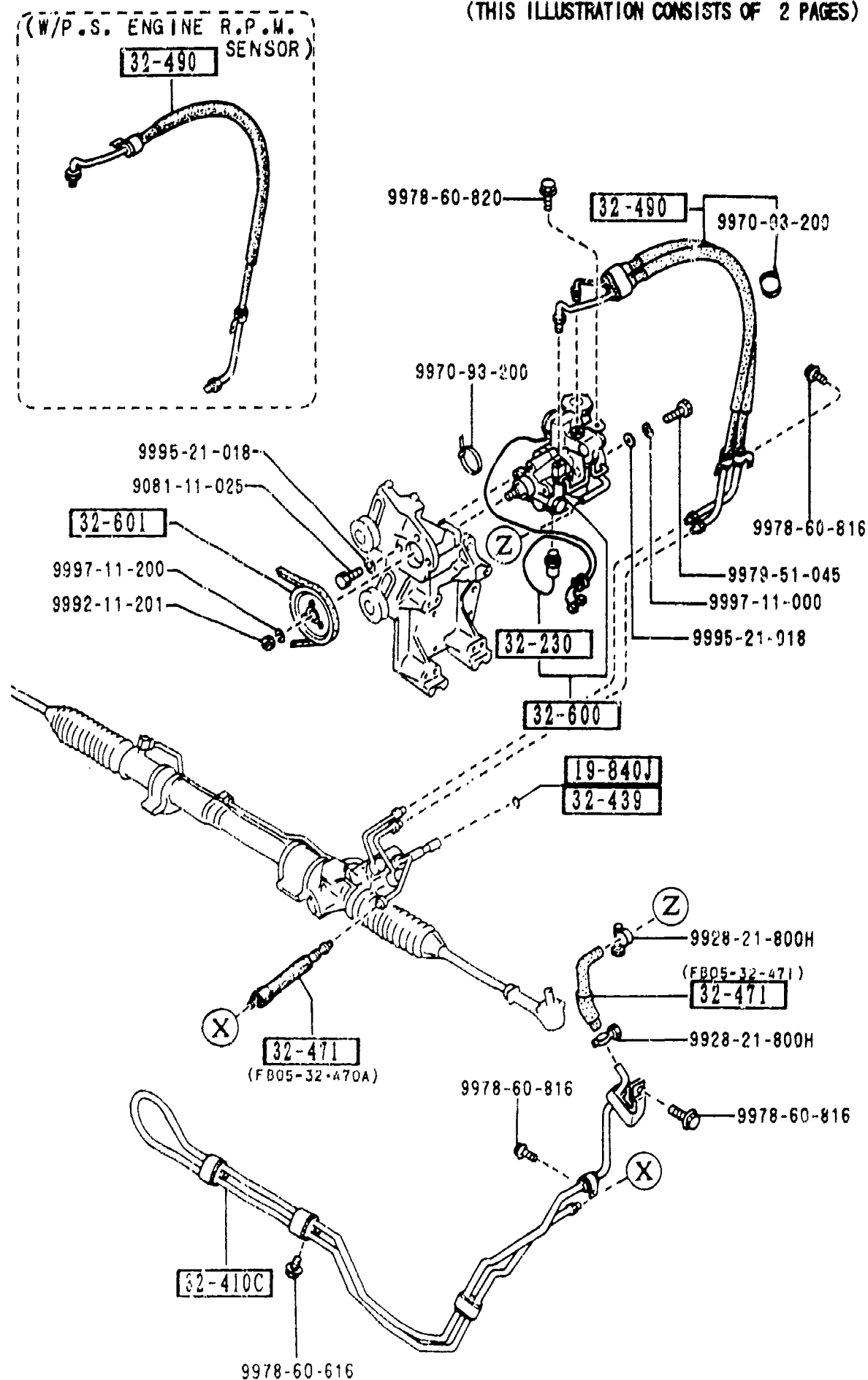
(W/P.S. ENGINE R.P.M. SENSOR)



(THIS ILLUSTRATION CONSISTS OF 2 PAGES)

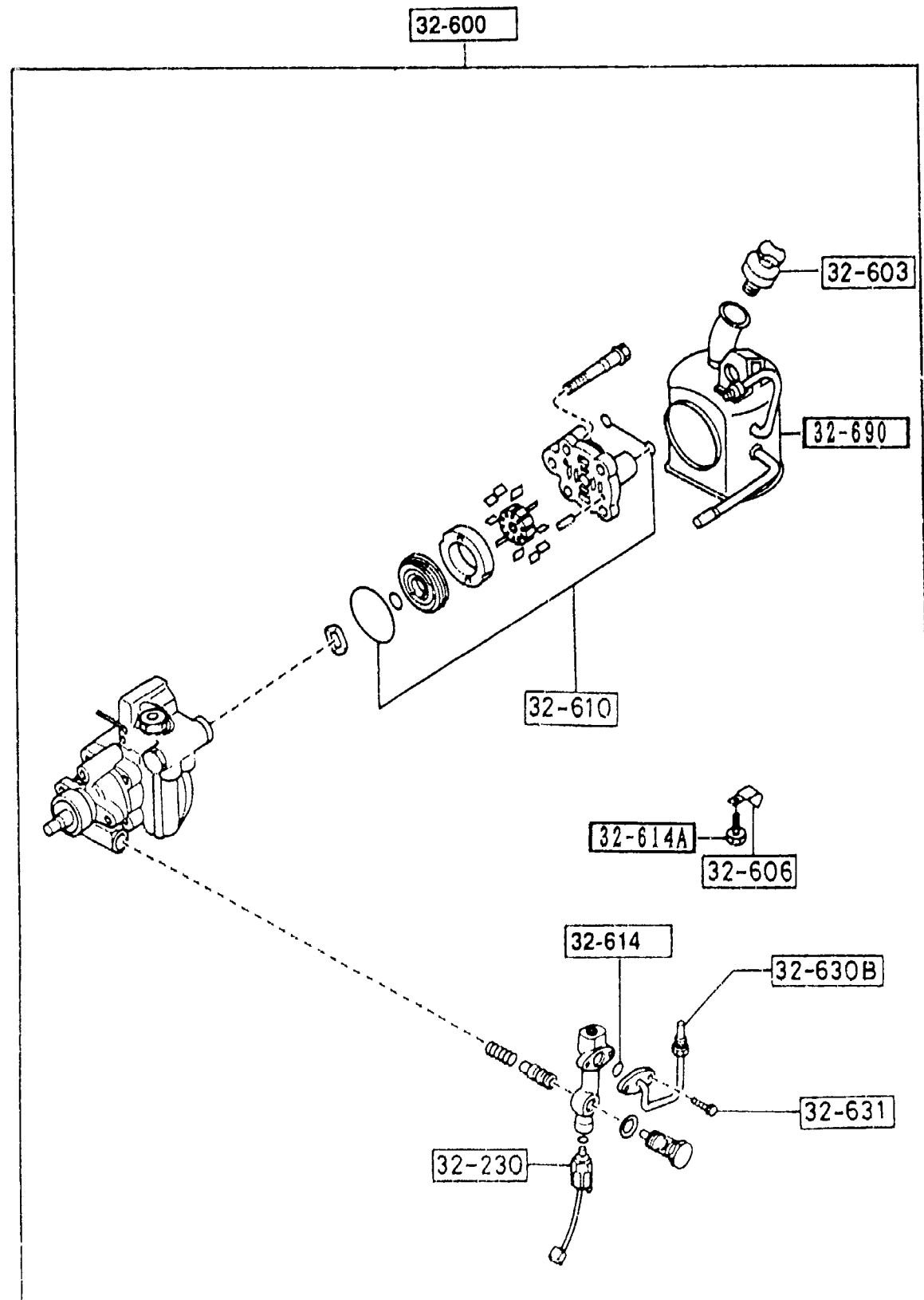


(THIS ILLUSTRATION CONSISTS OF 2 PAGES)

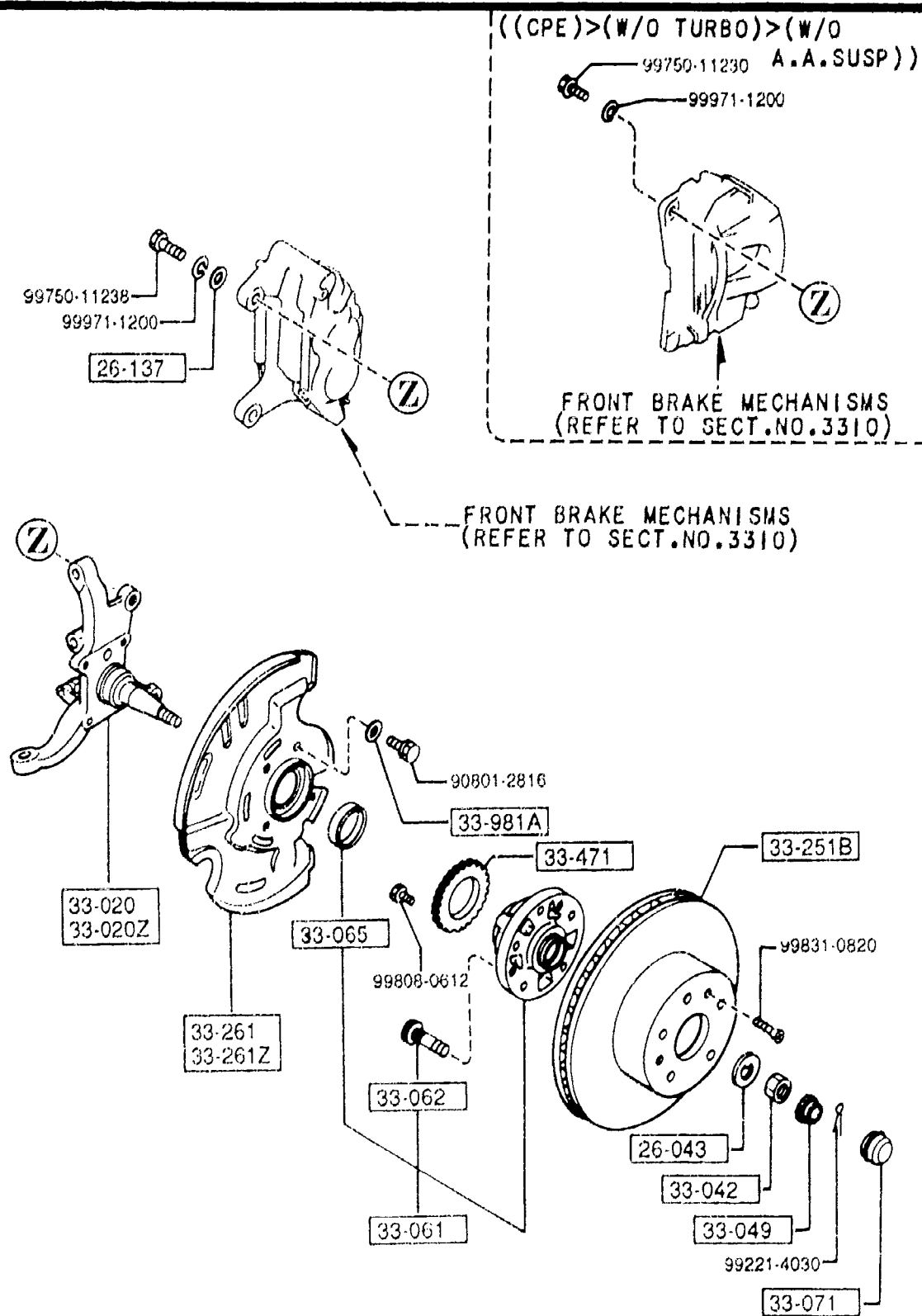


| PART NO. | QTY | MODEL/RESTRICTION | MODEL/RESTRICTION | MODEL/RESTRICTION | FROM-TO |
|--------------|-----|--|-------------------|-------------------|---------|
| 19-840J | | RING, 'O' | | | |
| 99541-01401 | 1 | BASE, CONV.,
(W/P.S.-ENGINE R.P.M.
SENSOR) | | | |
| 32-230 | | SENSOR, STEERING PRES
SURE | | | |
| FC01-32-230 | 1 | BASE, CONV.,
(W/P.S.-ENGINE R.P.M.
SENSOR) | | | |
| FC02-32-230A | 1 | TURBO,
(W/P.S.-VELOCITY SEN
SOR) | | | |
| 32-410C | | PIPE, RETURN | | | |
| FC01-32-410 | 1 | | | | |
| 32-439 | | RING, 'O'-ST. GEAR | | | |
| FB78-32-439 | 1 | TURBO,
(W/P.S.-VELOCITY SEN
SOR) | | | |
| 32-471 | | HOSE, RETURN | | | |
| FB05-32-470A | 1 | | | | |
| FB05-32-471 | 1 | | | | |
| 32-490 | | HOSE, PRESSURE | | | |
| FB05-32-490E | 1 | TURBO,
(W/P.S.-VELOCITY SEN
SOR) | | | |
| FC01-32-490A | 1 | BASE, CONV.,
(W/P.S.-ENGINE R.P.M.
SENSOR) | | | |
| 32-600 | | PUMP, VANE | | | |
| FC01-32-600A | 1 | BASE, CONV.,
(W/P.S.-ENGINE R.P.M.
SENSOR) | | | |
| FC02-32-600A | 1 | TURBO,
(W/P.S.-VELOCITY SEN
SOR) | | | |
| 32-601 | | PULLEY, VANE PUMP | | | |
| FB05-32-620 | 1 | | | | |
| 32-603 | | CAP, FILLER | | | |
| FB78-32-611 | 1 | | | | |

(THIS ILLUSTRATION CONSISTS OF 2 PAGES)



| PART NO. | QTY | MODEL/RESTRICTION | MODEL/RESTRICTION | MODEL/RESTRICTION | FROM-TO |
|-------------|-----|--|-------------------|-------------------|---------|
| 32-606 | | CLIP | | | |
| FB05-32-642 | 1 | | | | |
| 32-610 | | SEAL KIT, VANE PUMP | | | |
| FC01-32-610 | 1 | BASE, CONV.,
(W/P.S.-ENGINE R.P.M.
SENSOR) | | | |
| 32-614 | | RING, 'O'-VANE PUMP | | | |
| FB05-32-632 | 1 | TURBO,
(W/P.S.-VELOCITY SEN
SOR) | | | |
| 32-614A | | BOLT | | | |
| FB78-32-614 | 2 | | | | |
| 32-630B | | PIPE, VANE PUMP | | | |
| FB78-32-630 | 1 | TURBO,
(W/P.S.-VELOCITY SEN
SOR) | | | |
| 32-631 | | BOLT, VANE PUMP | | | |
| FB05-32-631 | 2 | | | | |
| 32-690 | | TANK, VANE PUMP | | | |
| FB78-32-690 | 1 | TURBO,
(W/P.S.-VELOCITY SEN
SOR) | | | |
| FC01-32-690 | 1 | BASE, CONV.,
(W/P.S.-ENGINE R.P.M.
SENSOR) | | | |



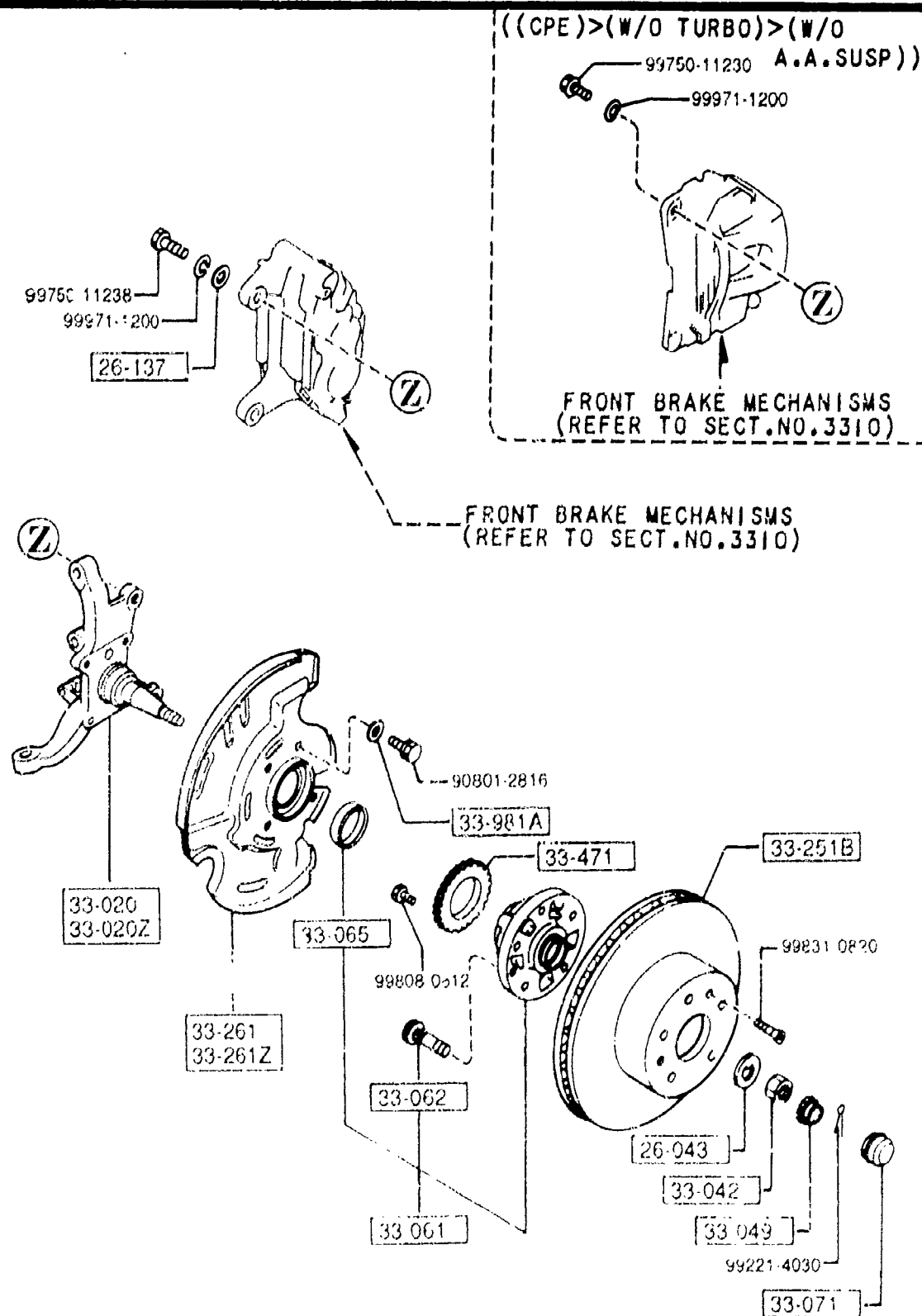
| PART NO. | QTY | MODEL/RESTRICTION | MODEL/RESTRICTION | MODEL/RESTRICTION | FROM-TO |
|----------------------------------|-----|--|-------------------|-------------------|---------|
| 26-043 | | WASHER, CLAW | | | |
| 1011-33-043 | 2 | | | | |
| 26-137 | | WASHER, PLAIN-LOWER ARM | | | |
| FB01-26-137 | 4 | ((CPE)>(W/O TURBO)>(A.A.SUSP))
((CPE)>(TURBO))
(CONVERTIBLE) | | | |
| 33-020 | | KNUCKLE(R), STEERING | | | |
| FB01-33-021B | 1 | (W/O TURBO) | | | |
| F051-33-021B | 1 | (TURBO) | | | |
| 33-020Z | | KNUCKLE(L), STEERING | | | |
| FB01-33-031B | 1 | (W/O TURBO) | | | |
| F051-33-031B | 1 | (TURBO) | | | |
| 33-042 | | NUT | | | |
| 0662-33-042 | 2 | | | | |
| 33-049 | | COVER, SET | | | |
| 0662-33-049 | 2 | | | | |
| 33-061 | | HUB, WHEEL | | | |
| FB05-49-060E | 5 | HUB BOLT | | | |
| 33-062 | | BOLT, HUB | | | |
| FB05-26-113A | 10 | | | | |
| 33-065 | | SEAL, OIL-AXLE | | | |
| FB01-33-065A | 2 | | | | |
| 33-071 | | CAP, HUB | | | |
| FB01-33-071A | 2 | | | | |
| 33-251B | | PLATE, HUB/DISK | | | |
| FB05-33-251 | 2 | | | | |
| 33-261 | | COVER(R), DUST | | | |
| FB05-33-260B
A (FB05-33-260D) | 1 | | | | |

1201 FC3***-906121

-1201

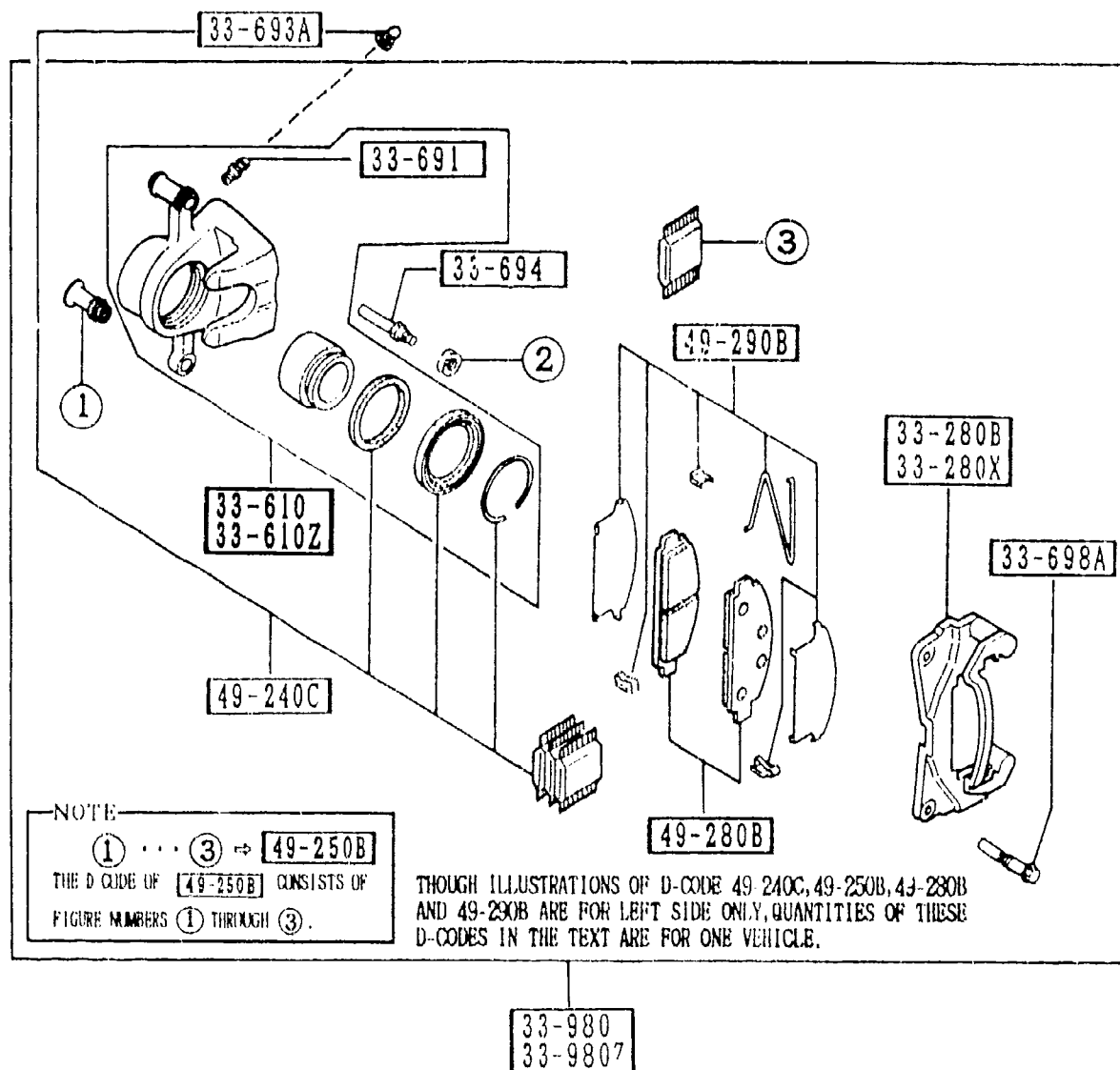
3300 FRONT AXLE

3300 -2 * FRONT AXLE

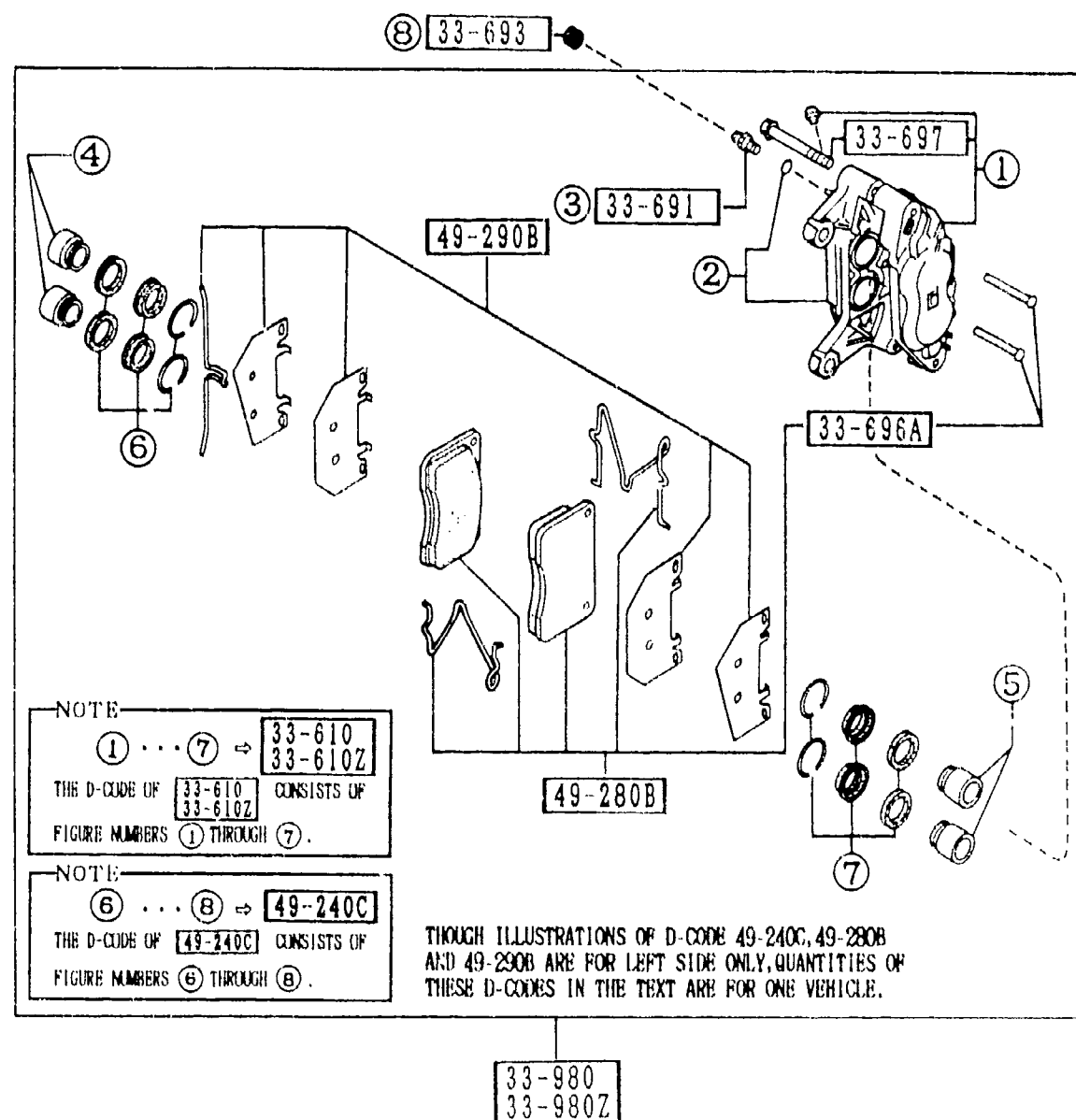


| PART NO. | QTY | MODEL/RESTRICTION | MODEL/RESTRICTION | MODEL/RESTRICTION | FROM-TO |
|----------------------------------|-----|---------------------------------------|-------------------|-------------------|---------|
| CONT'D
FB05-33-260D | 1 | | | | 1201- |
| 33-261Z | | COVER(L),DUST | | | |
| FB05-33-270B
A (FB05-33-270D) | 1 | | | | -1201 |
| FB05-33-270D | 1 | | | | 1201- |
| 33-471 | | ROTOR,SENSOR-FRT A.B
S.
(TURBO) | | | |
| F048-33-471 | 2 | | | | |
| 33-981A | | WASHER,PLAIN-DUST CO
VER | | | |
| FB01-33-981 | 8 | | | | |
| 1201 FC3***-906121 | | | | | |

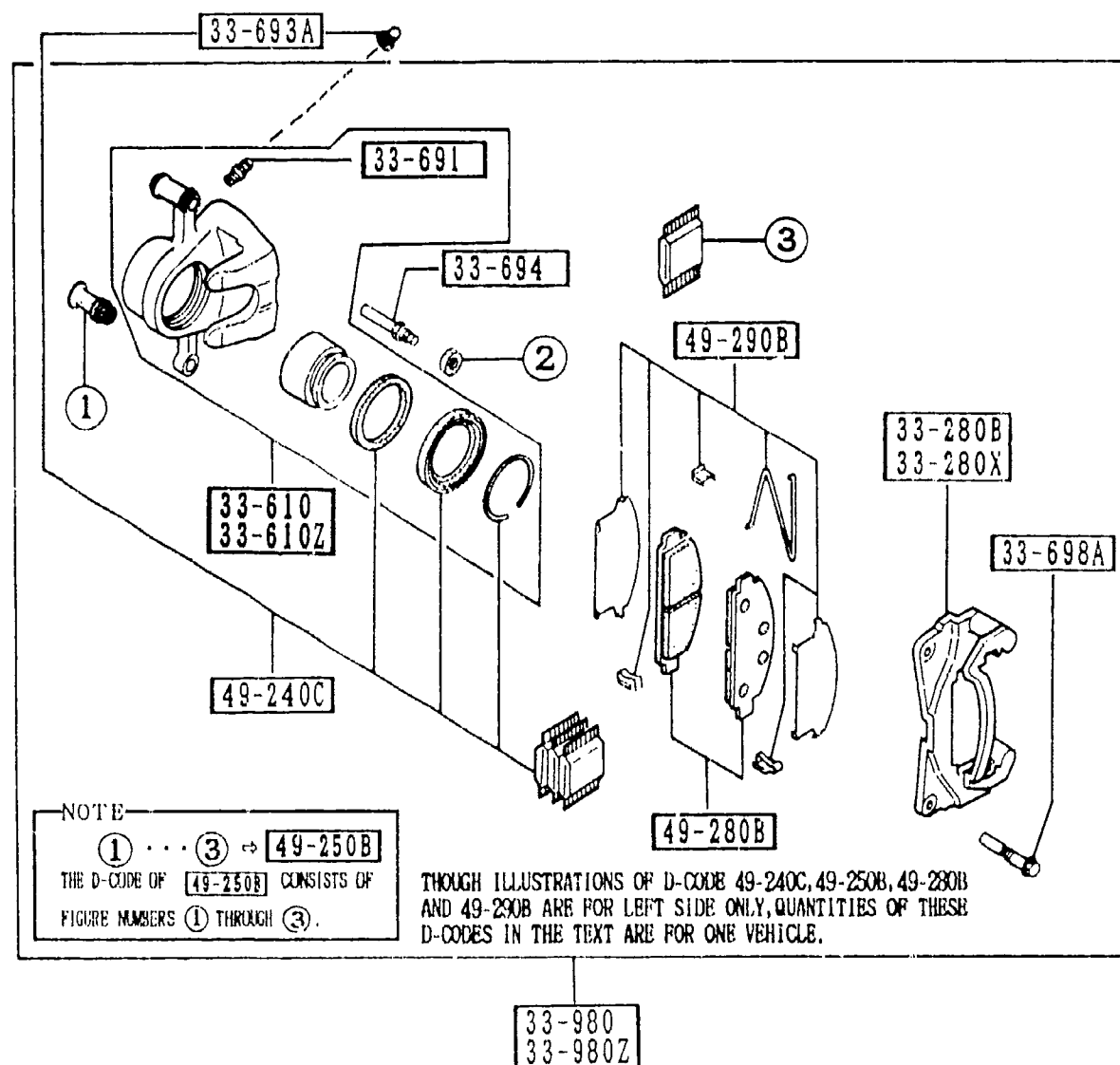
((CPE)>(W/O TURBO)>(W/O A.A.SUSP)) (THIS ILLUSTRATION CONSISTS OF 2 PAGES)

((CPE)>(W/O TURBO)>(A.A.SUSP))
((CPE)>(TURBO))
(CONVERTIBLE)

(THIS ILLUSTRATION CONSISTS OF 2 PAGES)

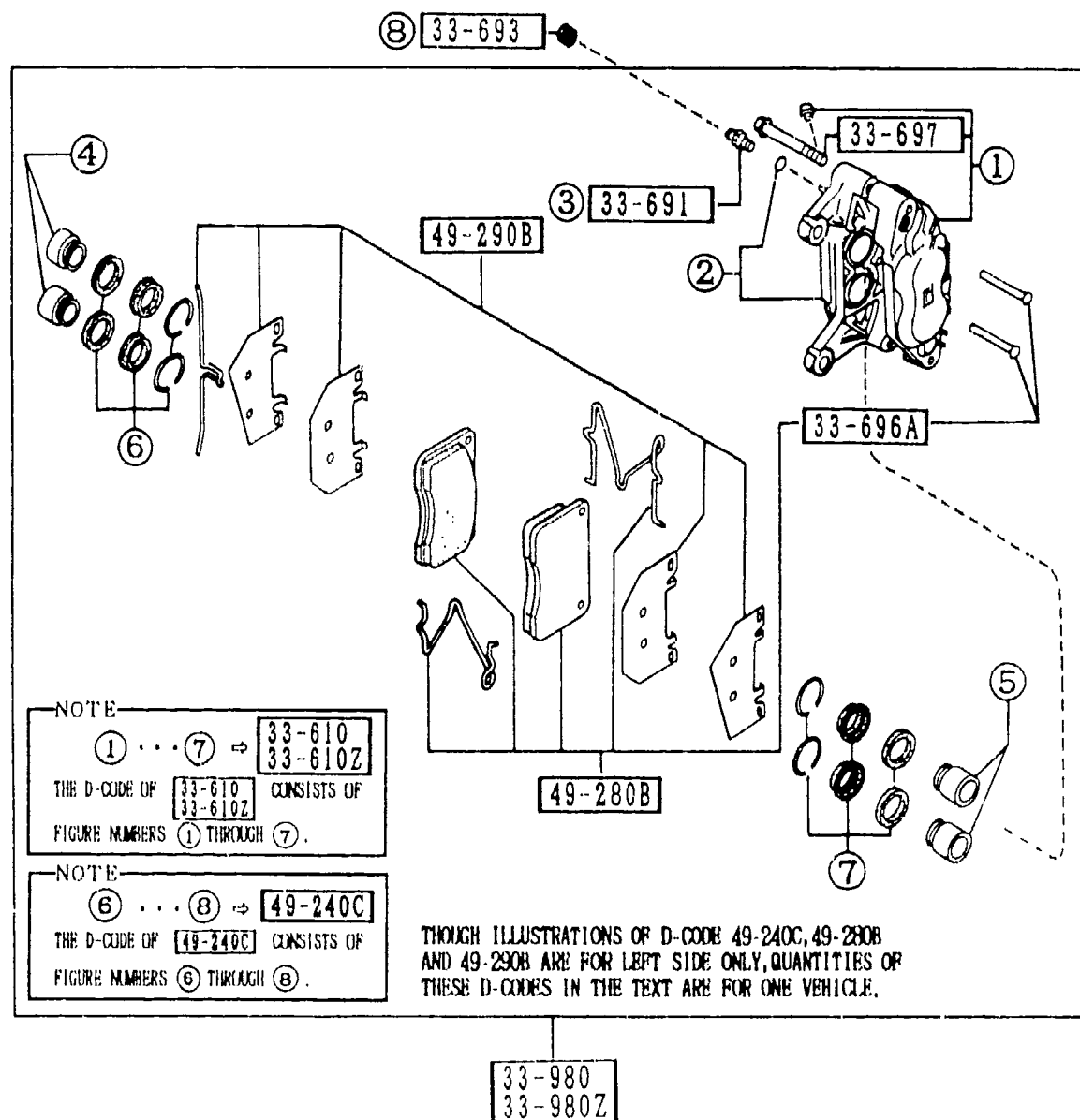


((CPE))>(W/O TURBO)>(W/O A.A.SUSP)) (THIS ILLUSTRATION CONSISTS OF 2 PAGES)



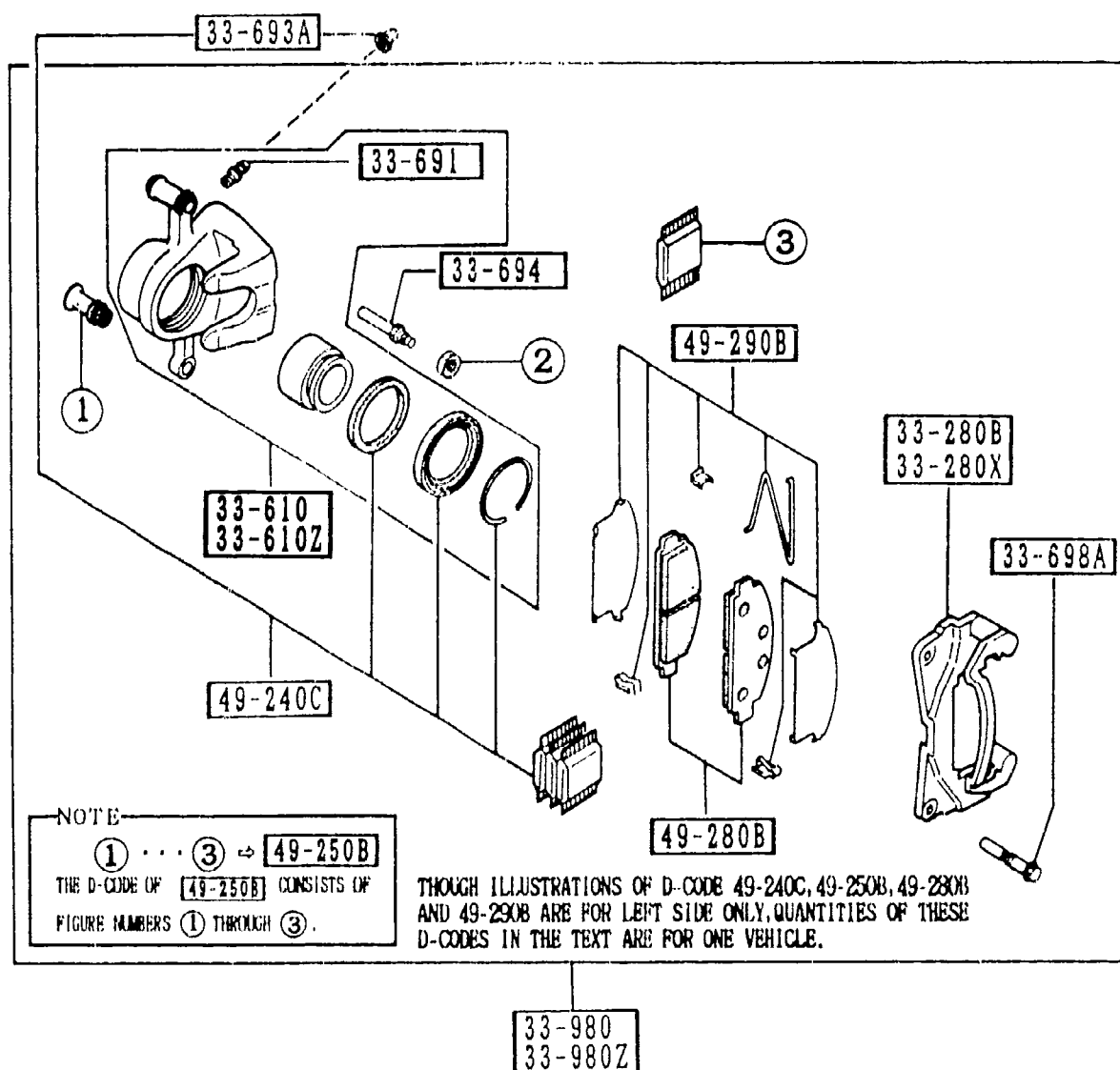
| PART NO. | QTY | MODEL/RESTRICTION | MODEL/RESTRICTION | MODEL/RESTRICTION | FROM-TO |
|--------------|-----|--|-------------------|-------------------|---------|
| 33-280B | | SUPPORT(R), MOUNTING | | | |
| FC01-33-281 | 1 | ((CPE))>(W/O TURBO)>(W/O A.A.SUSP)) | | | |
| 33-280X | | SUPPORT(L), MOUNTING | | | |
| FC01-33-291 | 1 | ((CPE))>(W/O TURBO)>(W/O A.A.SUSP)) | | | |
| 33-610 | | BODY & PISTON(R), CALIPER | | | |
| FB05-33-610B | 1 | ((CPE))>(W/O TURBO)>(A.A.SUSP))
((CPE))>(TURBO))
(CONVERTIBLE) | | | |
| FC01-33-610 | 1 | ((CPE))>(W/O TURBO)>(W/O A.A.SUSP)) | | | |
| 33-610Z | | BODY & PISTON(L), CALIPER | | | |
| FB05-33-710B | 1 | ((CPE))>(W/O TURBO)>(A.A.SUSP))
((CPE))>(TURBO))
(CONVERTIBLE) | | | |
| FC01-33-710 | 1 | ((CPE))>(W/O TURBO)>(W/O A.A.SUSP)) | | | |
| 33-691 | | SCREW, BLEEDER | | | |
| 0233-33-691 | 2 | ((CPE))>(W/O TURBO)>(W/O A.A.SUSP)) | | | -2401 |
| FB05-33-691A | 2 | ((CPE))>(W/O TURBO)>(A.A.SUSP))
((CPE))>(TURBO))
(CONVERTIBLE) | | | 2401- |
| B001-33-691 | 2 | ((CPE))>(W/O TURBO)>(A.A.SUSP))
((CPE))>(TURBO))
(CONVERTIBLE) | | | |
| 33-693 | | CAP, RUBBER | | | |
| FB05-33-693 | 2 | ((CPE))>(W/O TURBO)>(A.A.SUSP))
((CPE))>(TURBO))
(CONVERTIBLE) | | | |
| 33-693A | | CAP, BLEEDER SCREW | | | |
| 0600-33-693 | 2 | ((CPE))>(W/O TURBO)>(W/O A.A.SUSP)) | | | |
| 33-694 | | PIN, GUIDE-FRT CALIPER | | | |
| FC01-33-694 | 2 | ((CPE))>(W/O TURBO)>(W/O A.A.SUSP)) | | | |

((CPE))>(W/O TURBO)>(A.A.SUSP)) (THIS ILLUSTRATION CONSISTS OF 2 PAGES)
 ((CPE))>(TURBO))
 (CONVERTIBLE)



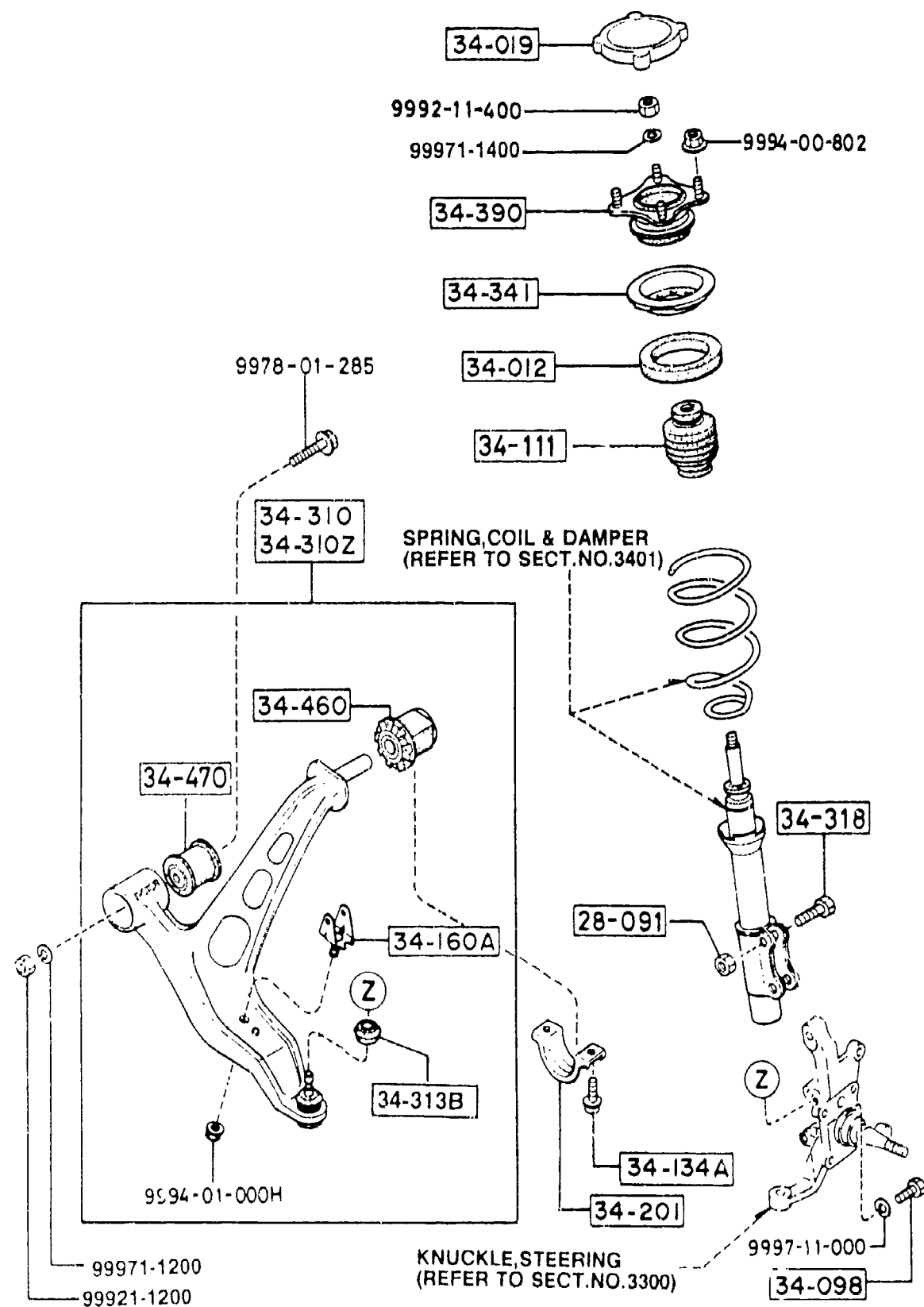
| PART NO. | QTY | MODEL/RESTRICTION | MODEL/RESTRICTION | MODEL/RESTRICTION | FROM-TO |
|--------------------------|-----|---|-------------------|-------------------|---------|
| 33-696A
*FB05-33-696B | 4 | PIN, PAD-FRONT BRAKE
((CPE))>(W/O TURBO)>
A.A.SUSP)
((CPE))>(TURBO)
(CONVERTIBLE) | | | 2401- |
| 33-697
FD01-33-697 | 8 | BOLT, BRIDGE-FRT BRAKE
((CPE))>(TURBO)
((CPE))>(W/O TURBO)>
A.A.SUSP)
(CONVERTIBLE) | | | |
| 33-698A
FA66-33-699 | 2 | PIN
((CPE))>(W/O TURBO)>
W/O A.A.SUSP) | | | |
| 33-980
FC01-33-980 | 1 | CALIPER(R), FRT BRAKE
((CPE))>(W/O TURBO)>
W/O A.A.SUSP) | | | |
| 33-980A
FC02-33-980A | 1 | CALIPER(L), FRT BRAKE
((CPE))>(W/O TURBO)>
A.A.SUSP)
((CPE))>(TURBO)
(CONVERTIBLE) | | | |
| 33-980Z
FC01-33-990 | 1 | SEAL KIT, CALIPER-FRT
((CPE))>(W/O TURBO)>
A.A.SUSP)
((CPE))>(TURBO)
(CONVERTIBLE) | | | |
| 49-240C
FB05-49-240 | 1 | BOOT KIT, FRT CALIPER
((CPE))>(W/O TURBO)>
W/O A.A.SUSP) | | | |
| 49-250B
FA66-49-250 | 1 | PAD SUB SET, FRT CALIPER
ASBESTOS
((CPE))>(W/O TURBO)>
A.A.SUSP)
((CPE))>(TURBO)
(CONVERTIBLE) | | | |
| 49-280B
FC02-33-28Z | 1 | | | | |
| | | | | | |
| | | | | | |
| | | | | | |
| | | | | | |
| | | | | | |

((CPE)>(W/O TURBO)>(W/O A.A.SUSP)) (THIS ILLUSTRATION CONSISTS OF 2 PAGES)



| PART NO. | QTY | MODEL/RESTRICTION | MODEL/RESTRICTION | MODEL/RESTRICTION | FROM-TO |
|-----------------------|-----|---|-------------------|-------------------|---------|
| CONT'D
FA66-49-280 | 1 | ASBESTOS
((CPE)>(W/O TURBO)>
W/O A.A.SUSP)) | | | |
| 49-290B | | ATTACHMENT, PAD-FRONT | | | |
| FCY1-33-29Z | 1 | ((CPE)>(W/O TURBO)>
W/O A.A.SUSP)) | | | |
| FB05-49-290B | 1 | ((CPE)>(W/O TURBO)>
A.A.SUSP))
((CPE)>(TURBO))
(CONVERTIBLE) | | | |

3400 FRONT SUSPENSION MECHANISMS



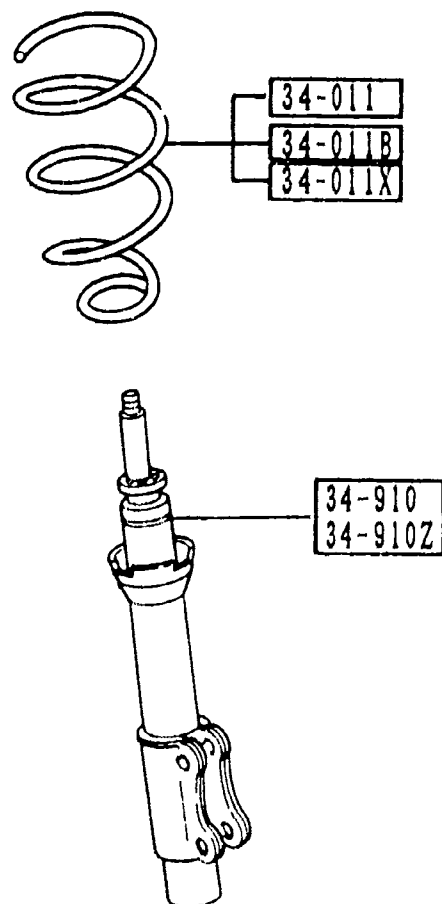
3400 -1 FRONT SUSPENSION MECHANISMS

| PART NO. | QTY | MODEL/RESTRICTION | MODEL/RESTRICTION | MODEL/RESTRICTION | FROM-TO |
|--------------|-----|--------------------------|-------------------|-------------------|---------|
| 28-091 | | NUT | | | |
| H266-28-091 | 4 | | | | |
| 34-012 | | SHEET, RUBBER | | | |
| FB01-34-012 | 2 | | | | |
| 34-019 | | CAP, DAMPER | | | |
| FB01-34-019 | 2 | | | | |
| 34-098 | | BOLT | | | |
| FB01-34-098 | 2 | | | | |
| 34-111 | | BUMPER, BOUND | | | |
| FB01-34-111A | 2 | | | | |
| 34-134A | | BOLT, TENSION ROD | | | |
| 8871-34-134A | 4 | | | | |
| 34-160A | | BRACKET, STABILIZER | | | |
| FC01-34-160 | 2 | | | | |
| 34-201 | | BRACKET, LWR ARM | | | |
| FC01-34-201 | 2 | | | | |
| 34-310 | | ARM(R), LOWER | | | |
| FC02-34-300 | 1 | | | | |
| 34-310Z | | ARM(L), LOWER | | | |
| FC02-34-350 | 1 | | | | |
| 34-313B | | BOOT, BALL JOINT-LWR ARM | | | |
| FC02-34-313 | 2 | | | | |
| 34-318 | | BOLT, FLANGE-ST. KNUCKLE | | | |
| H260-34-318 | 4 | | | | |
| 34-341 | | SHEET, SPRING | | | |
| FB01-34-341 | 2 | | | | |
| 34-390 | | RUBBER, MOUNTING | | | |
| FB01-34-380C | 2 | | | | |

3400 -2 * FRONT SUSPENSION MECHANISMS



CAT. AUFA03-07

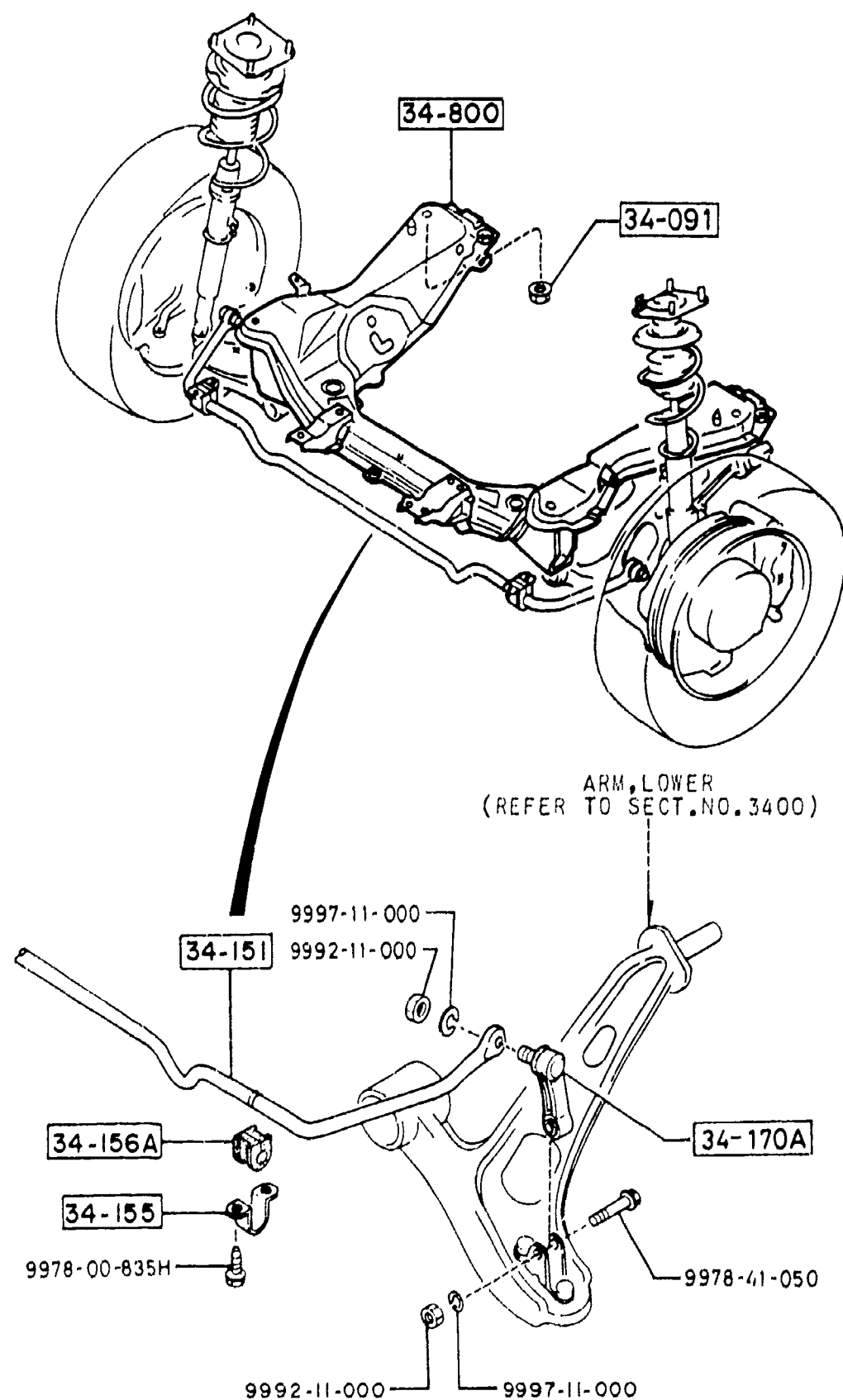


D-CODE 34-011,34-011B,34-011X

| | TURRO | A.A.
SUSP | SPRONG, COIL | |
|-------------|-------|--------------|--------------|--------------|
| | | | RIGHT | LEFT |
| COUPE | - | - | FC01-34-021 | FB01-34-011B |
| | | X | FB44-34-021 | FB67-34-011 |
| | X | - | FB44-34-021 | FB67-34-011 |
| CONVERTIBLE | | | FB67-34-011 | FB67-34-021 |

(CNTRL NO. 6-52)

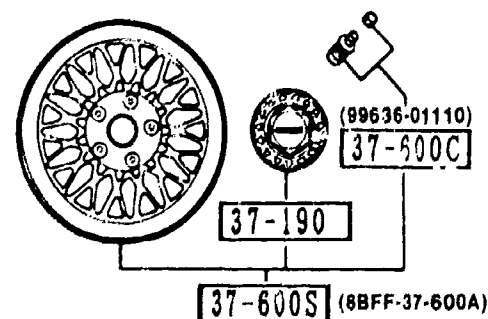
| PART NO. | QTY | MODEL/RESTRICTION | MODEL/RESTRICTION | MODEL/RESTRICTION | FROM-TO |
|-------------------------|-----|--|-------------------|-------------------|---------|
| 34-011
FC01-34-021 | 1 | SPRING, COIL-FRONT
(REFER TO THE CHART
IN THE ILLUSTRATION) | | | |
| 34-011B
FB01-34-011B | 1 | SPRING(R), COIL-FRONT
(REFER TO THE CHART
IN THE ILLUSTRATION) | | | |
| FB67-34-011 | 1 | (REFER TO THE CHART
IN THE ILLUSTRATION) | | | |
| 34-011X
FB44-34-021 | 1 | SPRING(L), COIL-FRONT
(REFER TO THE CHART
IN THE ILLUSTRATION) | | | |
| FB67-34-021 | 1 | (REFER TO THE CHART
IN THE ILLUSTRATION) | | | |
| 34-910
FB44-34-700C | 1 | DAMPER(R), FRONT | | | |
| 34-910Z
FB44-34-900C | 1 | DAMPER(L), FRONT | | | |



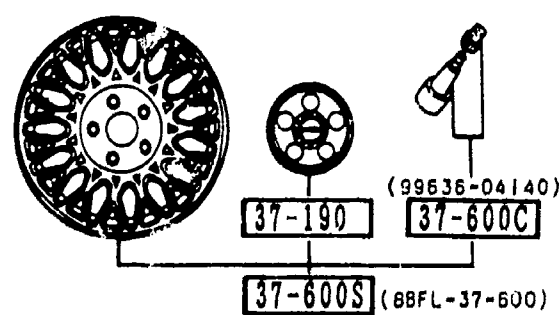
| PART NO. | QTY | MODEL/RESTRICTION | MODEL/RESTRICTION | MODEL/RESTRICTION | FROM-TO |
|--------------|-----|--------------------|-------------------|-------------------|---------|
| 34-091 | | NUT | | | |
| FB01-34-091 | 4 | | | | |
| 34-151 | | STABILIZER, FRONT | | | |
| FC02-34-151 | 1 | (W/O TURBO) | | | |
| FC18-34-151 | 1 | (TURBO) | | | |
| 34-155 | | PLATE, STABILIZER | | | |
| FB01-34-155 | 2 | | | | |
| 34-156A | | RUBBER, STAB -FRT | | | |
| FB43-34-156B | 2 | | | | |
| 34-170A | | LINK, CONTROL-STAB | | | |
| FC01-34-170 | 2 | | | | |
| 34-800 | | MEMBER, CROSS | | | |
| FB01-34-800G | 1 | (CPE) | | | |
| FB67-34-800C | 1 | (CONVERTIBLE) | | | |

3700 TIRES & JACK

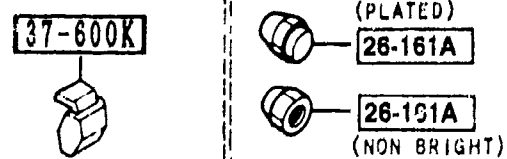
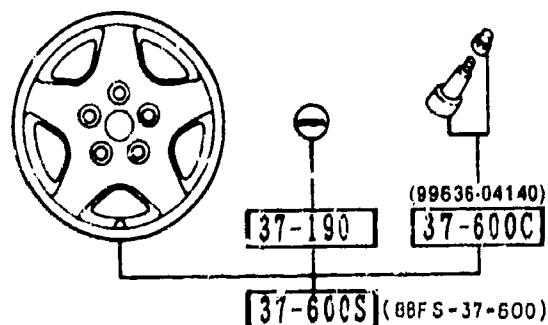
(CONVERTIBLE)




((CPE) > (TURBO))




((CPE) > (W/O TURBO))



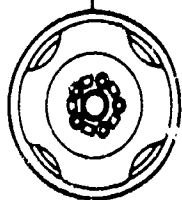
37-600A



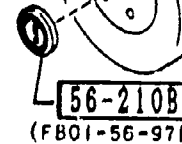
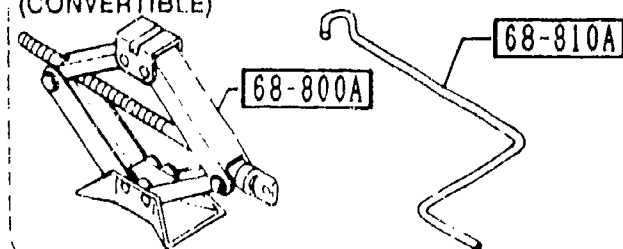
37-600Z



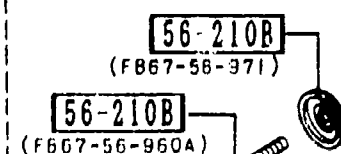
37-600

(FB01-56-9618)
(FB03-56-9618)

56-210B

(TEMPORARY) (CPE)
99824-0835
99824-0855
(CONVERTIBLE)((CPE) > (W/O TURBO))
(CONVERTIBLE)

(CONVERTIBLE)



3700 -1 TIRES & JACK

| PART NO. | QTY | MODEL/RESTRICTION | MODEL/RESTRICTION | MODEL/RESTRICTION | FROM-TO |
|--------------|-----|--|-------------------|-------------------|---------|
| 26-161A | | NUT, HUB | | | |
| 0603-26-161 | 20 | NON BRIGHT
((CPE) > (TURBO))
(CONVERTIBLE) | | | |
| B002-37-160 | 20 | PLATED
((CPE) > (W/O TURBO)) | | | |
| 37-190 | | CAP, CENTER | | | |
| FB68-37-190 | 4 | (CONVERTIBLE) | | | |
| FC02-37-190A | 4 | ((CPE) > (TURBO)) | | | |
| FC73-37-190 | 4 | ((CPE) > (W/O TURBO)) | | | |
| 37-600 | | WHEEL, DISC-STEEL | | | |
| 99651-74050 | 1 | 4-TX15
((CPE) > (W/O TURBO)) | | | |
| 99651-74050 | 1 | 4-TX15
((CONVERTIBLE) > (W/O TURBO) > ('91 MODEL)) | | | |
| 37-600A | | TIRE | | | |
| 90620-17635 | 1 | T135/70D15 TEMPORARY | | | |
| 90620-17636 | 1 | T135/70D16 BS | | | |
| 90620-35706 | 4 | 205/55VR16 BS | | | |
| 90620-65706 | 4 | 205/55R16 GOOD YEAR | | | |
| 90620-66705 | 4 | 205/60VR15 BS | | | |
| 90623-06705 | 4 | 205/70R15 89H | | | |
| 90623-46705 | 4 | 205/60VR15 | | | |
| 37-600C | | VALVE, AIR | | | |
| 99636-01110 | 4 | TR111 | | | |
| 99636-04130 | 1 | TR413 | | | |
| 99636-04140 | 4 | TR414 | | | |
| 37-600K | | WEIGHT, DISC WHEEL-ALUMI
5G FOR 1-PIECE WHL | | | |
| 99655-90005 | | | | | |

CAT. AUFA03-07

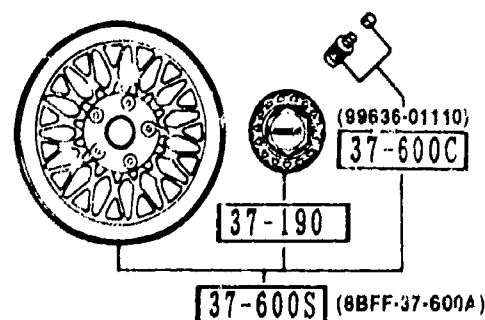
1993-12

AUFA03

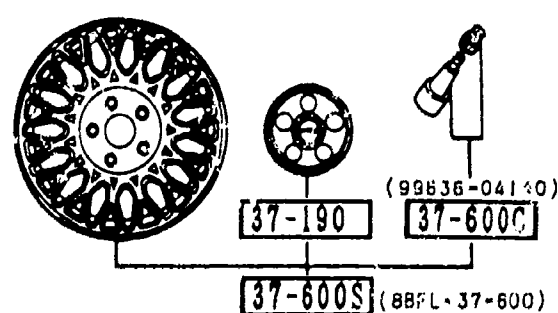
2-K 6

3700 TIRES & JACK

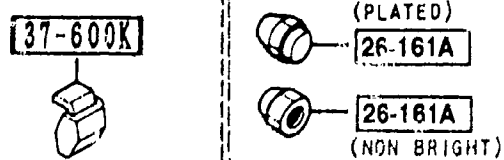
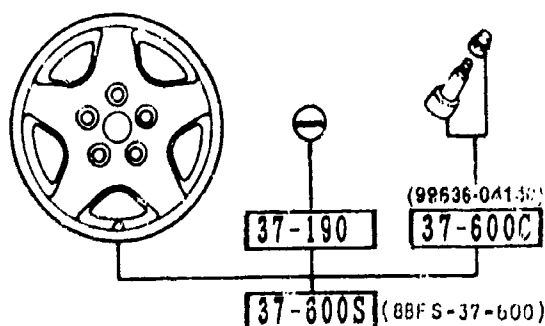
((CONVERTIBLE))




((CPE) > (TURBO))



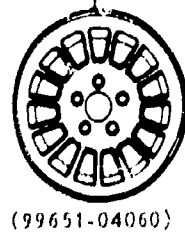
((CPE) > (W/O TURBO))



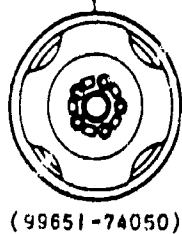
37-600A



37-600Z



37-600


(FB01-56-9618)
(FB03-56-9618)

56-210B

56-176


56-210B
(FB01-56-971)

(TEMPORARY) (CPE)
99824-0835
99824-0855
(CONVERTIBLE)

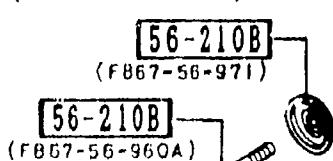
68-800A

((CPE) > (TURBO))

68-810A

((CPE) > (W/O TURBO))
(CONVERTIBLE)


(CONVERTIBLE)



3700 -2 TIRES & JACK

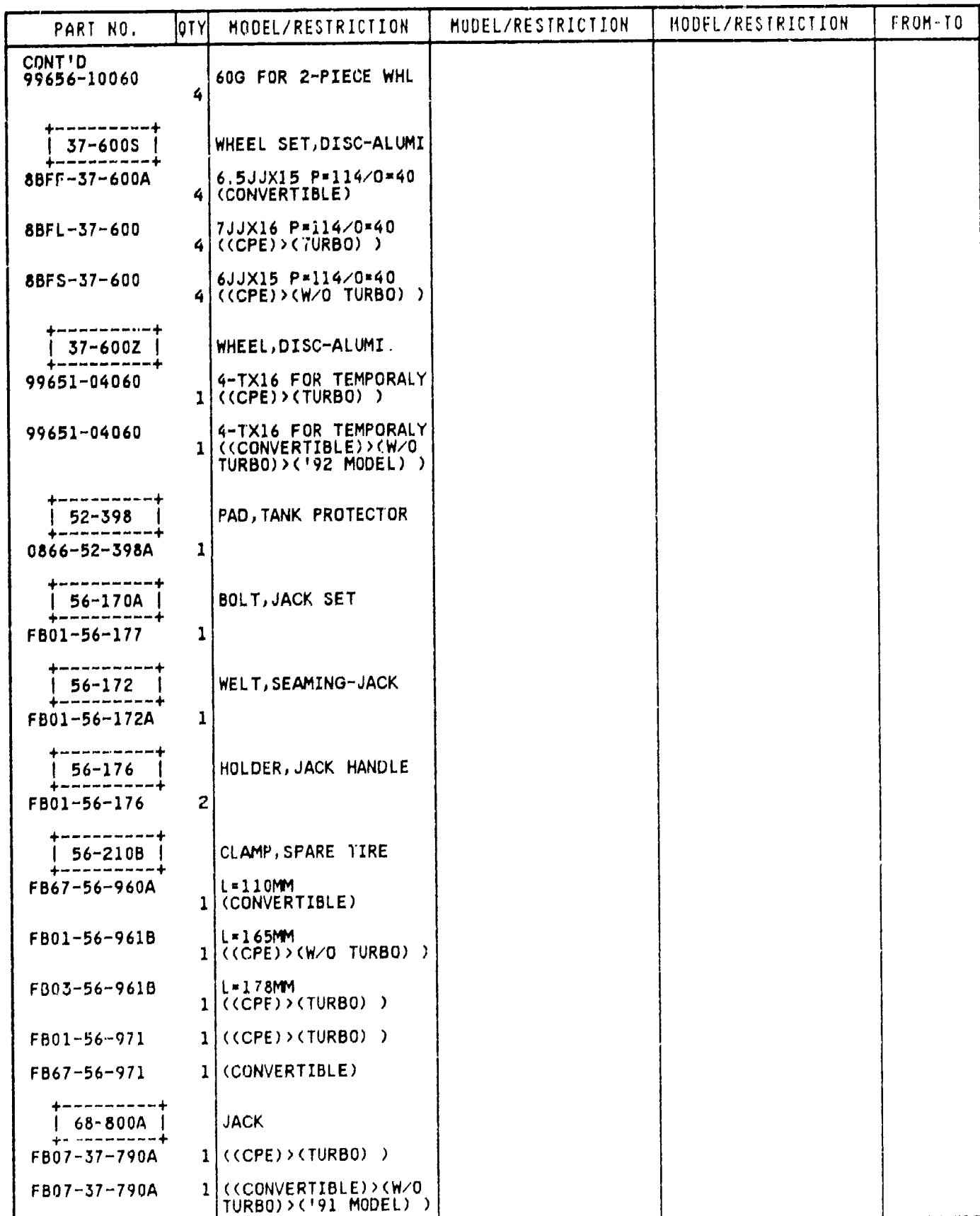
| PART NO. | QTY | MODEL/RESTRICTION | MODEL/RESTRICTION | MODEL/RESTRICTION | FROM-TO |
|-------------|-----|---------------------|-------------------|-------------------|---------|
| CONT'D | 4 | | | | |
| 99655-90010 | 4 | 10G FOR 1-PIECE WHL | | | |
| 99655-90015 | 4 | 15G FOR 1-PIECE WHL | | | |
| 99655-90020 | 4 | 20G FOR 1-PIECE WHL | | | |
| 99655-90025 | 4 | 25G FOR 1-PIECE WHL | | | |
| 99655-90030 | 4 | 30G FOR 1-PIECE WHL | | | |
| 99655-90035 | 4 | 35G FOR 1-PIECE WHL | | | |
| 99655-90040 | 4 | 40G FOR 1-PIECE WHL | | | |
| 99655-90045 | 4 | 45G FOR 1-PIECE WHL | | | |
| 99655-90050 | 4 | 50G FOR 1-PIECE WHL | | | |
| 99655-90055 | 4 | 55G FOR 1-PIECE WHL | | | |
| 99655-90060 | 4 | 60G FOR 1-PIECE WHL | | | |
| 99656-10005 | 4 | 5G FOR 2-PIECE WHL | | | |
| 99656-10010 | 4 | 10G FOR 2-PIECE WHL | | | |
| 99656-10015 | 4 | 15G FOR 2-PIECE WHL | | | |
| 99656-10020 | 4 | 20G FOR 2-PIECE WHL | | | |
| 99656-10025 | 4 | 25G FOR 2-PIECE WHL | | | |
| 99656-10030 | 4 | 30G FOR 2-PIECE WHL | | | |
| 99656-10035 | 4 | 35G FOR 2-PIECE WHL | | | |
| 99656-10040 | 4 | 40G FOR 2-PIECE WHL | | | |
| 99656-10045 | 4 | 45G FOR 2-PIECE WHL | | | |
| 99656-10050 | 4 | 50G FOR 2-PIECE WHL | | | |
| 99656-10055 | 4 | 55G FOR 2-PIECE WHL | | | |

CAT. AUFA03-07

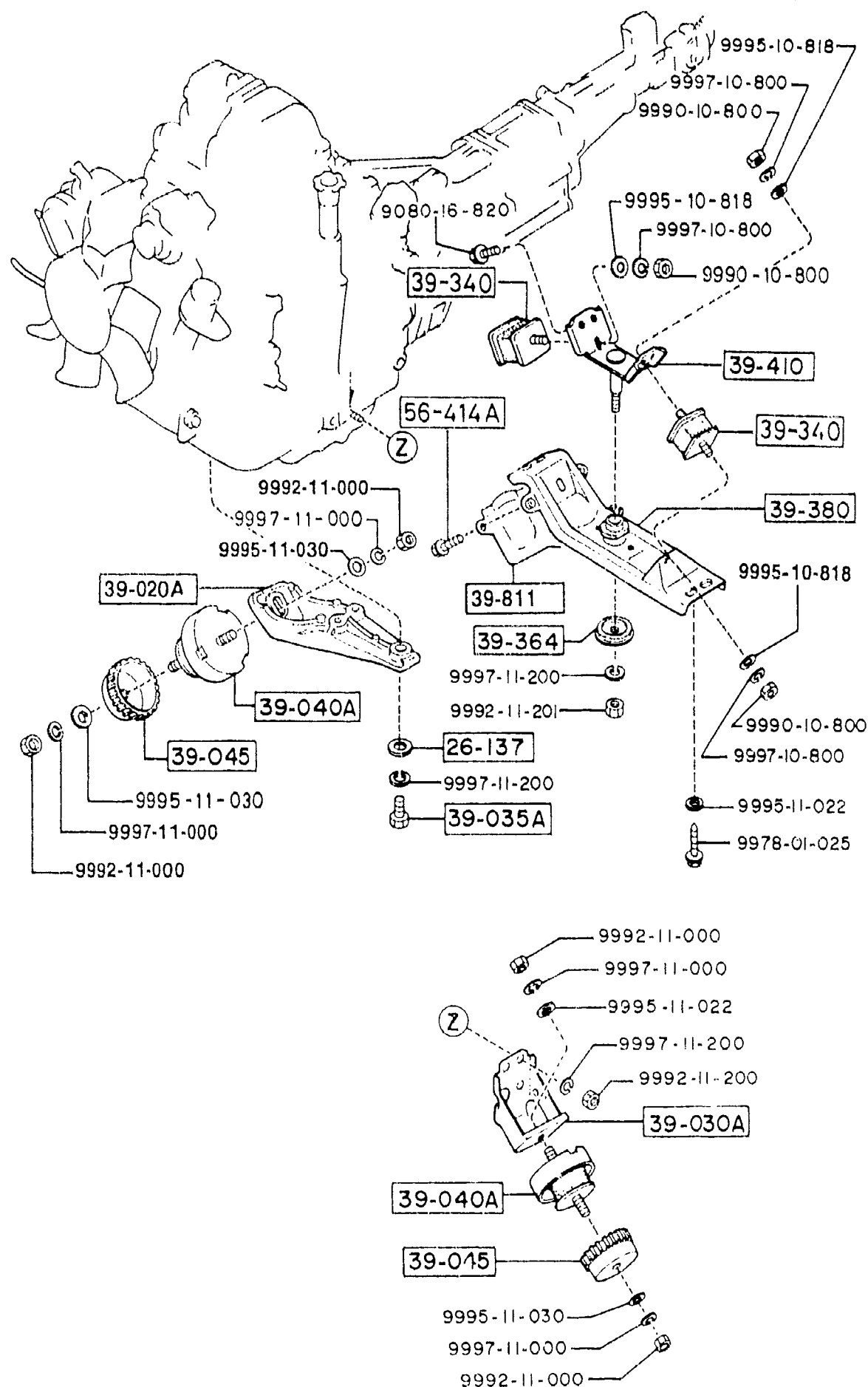
1993-12

AUFA03

2-L 6



3900 ENGINE & T/MISSION MOUNTINGS
(MT)

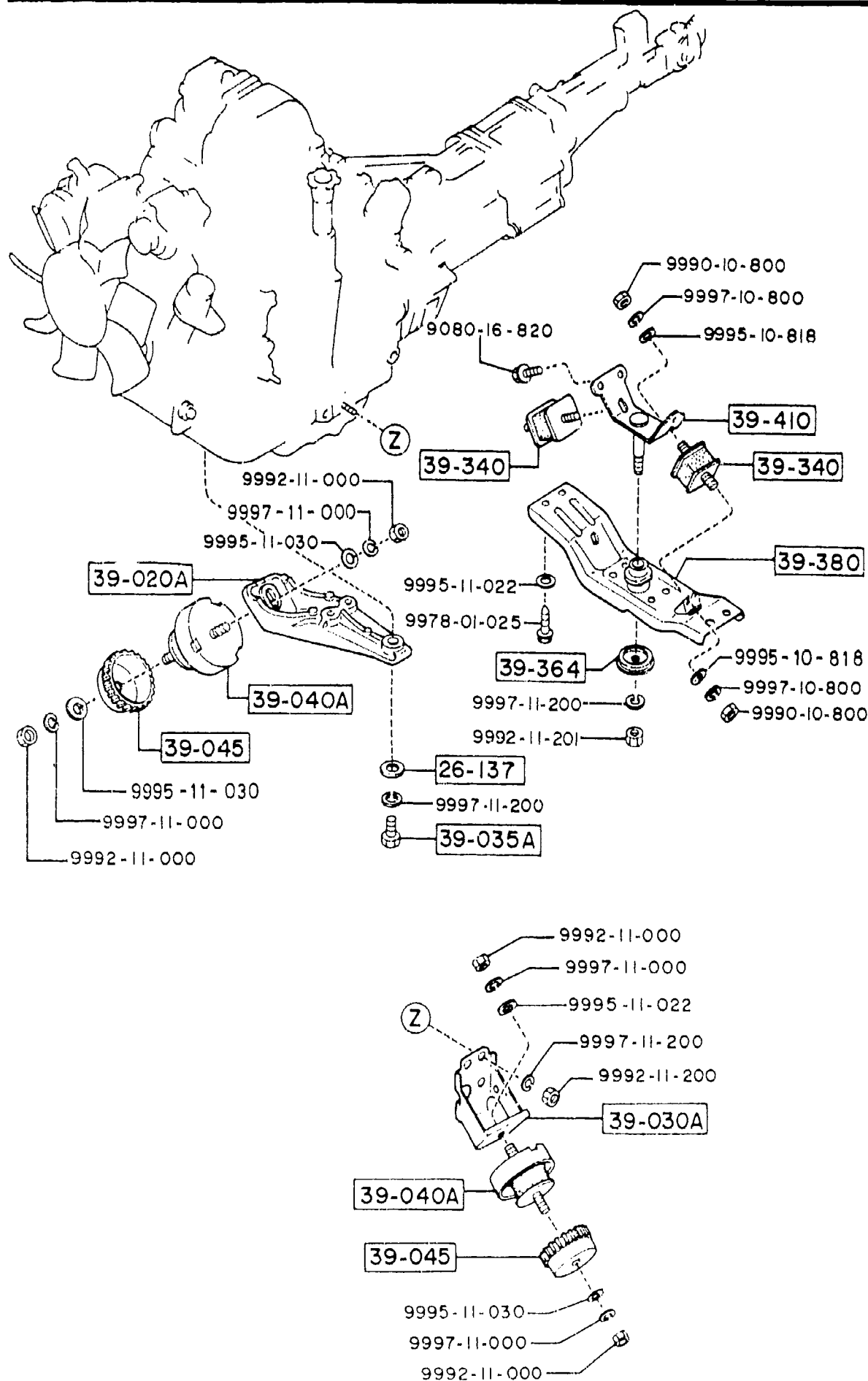


3900 -1 * ENGINE & T/MISSION MOUNTINGS
(MT)

| PART NO. | QTY | MODEL/RESTRICTION | MODEL/RESTRICTION | MODEL/RESTRICTION | FROM-TO |
|---|--------|---|-------------------|-------------------|---------|
| 26-137
FB01-26-137 | 3 | WASHER, PLAIN-LOWER ARM | | | |
| 39-020A
FB01-39-021A | 1 | BRACKET(R), ENGINE | | | |
| 39-030A
FB01-39-031 | 1 | BRACKET(L), ENGINE | | | |
| 39-035A
FB01-39-022 | 3 | BOLT | | | |
| 39-040A
FB01-39-040A
FB67-39-040A | 2
2 | RUBBER, ENGINE MT.
(CPE)
(CONVERTIBLE) | | | |
| 39-045
3975-39-045 | 2 | CASING, STOPPER | | | |
| 39-340
FB01-39-340A
FB67-39-340B | 2
2 | RUBBER, T/MISSION MT.
(CPE)
(CONVERTIBLE) | | | |
| 39-364
FB01-39-364 | 1 | WASHER | | | |
| 39-380
FC02-39-370
FC18-39-370 | 1
1 | MEMBER, T/MISSION MT.
(W/O TURBO)
(TURBO) | | | |
| 39-410
FC02-39-350 | 1 | BRACKET, T/MISSION MT | | | |
| 39-811
FC02-39-385 | 1 | INSULATOR
(W/O TURBO) | | | |
| 56-414A
FB01-56-416 | 3 | BOLT, SILENCER
(W/O TURBO) | | | |

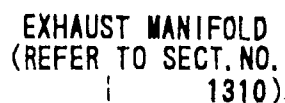
3900A ENGINE & T/MISSION MOUNTINGS (AT)

3900A -1 * ENGINE & T/MISSION MOUNTINGS (AT)



| PART NO. | QTY | MODEL/RESTRICTION | MODEL/RESTRICTION | MODEL/RESTRICTION | FROM-TO |
|--------------|-----------------|-------------------------|-------------------|-------------------|---------|
| 26-137 | | WASHER, PLAIN-LOWER ARM | | | |
| FB01-26-137 | 3 | | | | |
| 39-020A | | BRACKET(R), ENGINE | | | |
| FB01-39-021A | 1 | | | | |
| 39-030A | | BRACKET(L), ENGINE | | | |
| FB01-39-031 | 1 | | | | |
| 39-035A | | BOLT | | | |
| FB01-39-022 | 3 | | | | |
| 39-040A | | RUBBER, ENGINE MT. | | | |
| FB01-39-040A | 2 (CPE) | | | | |
| FB67-39-040A | 2 (CONVERTIBLE) | | | | |
| 39-045 | | CASING, STOPPER | | | |
| 3975-39-045 | 2 | | | | |
| 39-340 | | RUBBER, T/MISSION MT. | | | |
| FB01-39-340A | 2 (CPE) | | | | |
| FB67-39-340B | 2 (CONVERTIBLE) | | | | |
| 39-364 | | WASHER | | | |
| FB01-39-364 | 1 | | | | |
| 39-380 | | MEMBER, T/MISSION MT. | | | |
| FB02-39-370C | 1 | | | | |
| 39-410 | | BRACKET, T/MISSION MT | | | |
| FB02-39-350A | 1 | | | | |

4000

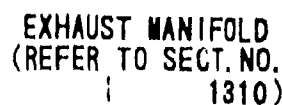


AUFA03

4000 -2

CAT. AUFA03-07

4000



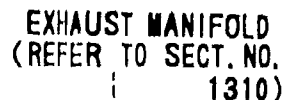
AUFA03

4000 -3

CAT. AUFA03-07

2-G 7

4000



AUFA03

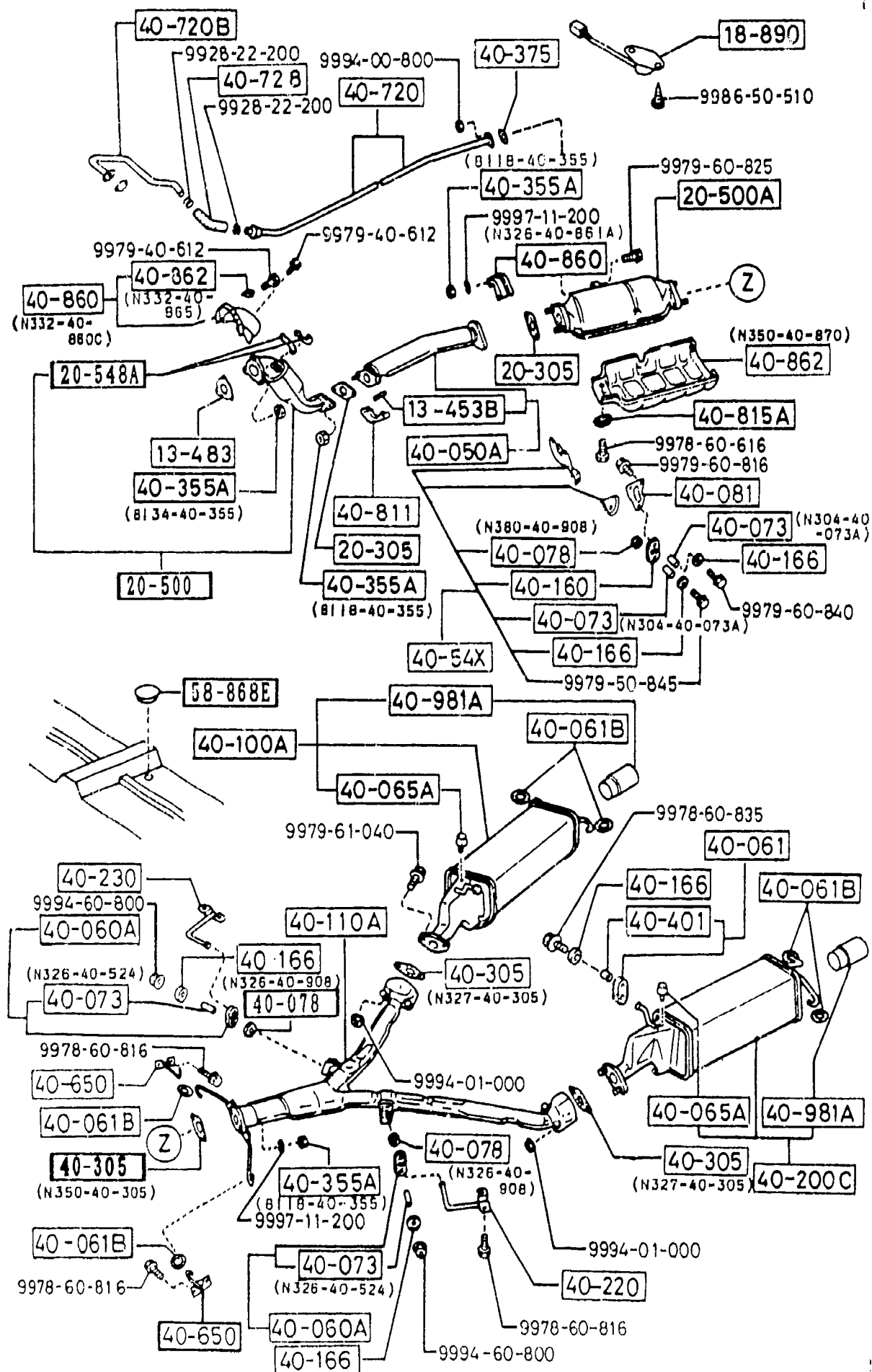
4000

CAT. AUF A03-07

1993-12

2-H 7

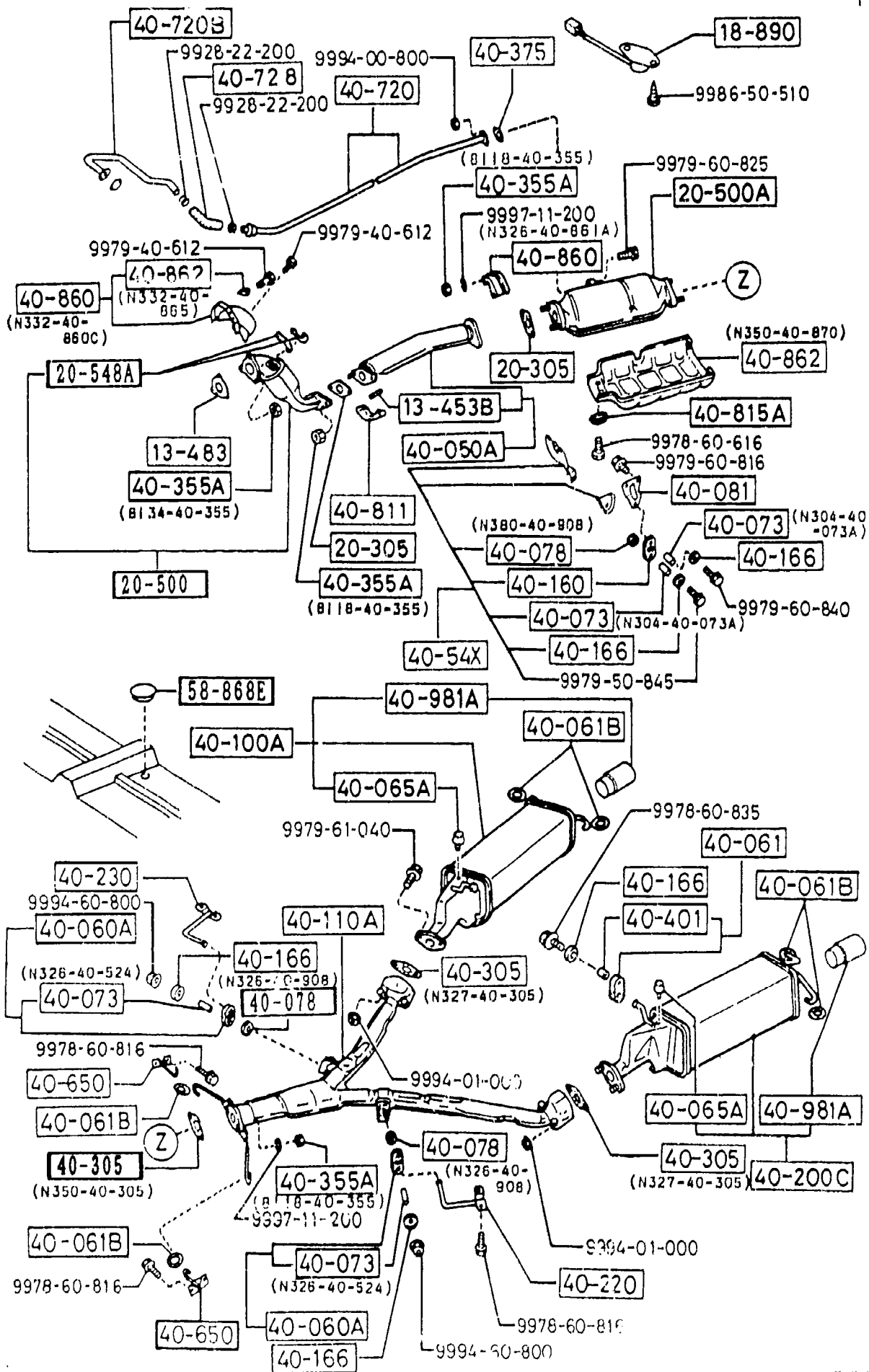
4000 A EXHAUST SYSTEM (TURBO)



4000 A-1 EXHAUST SYSTEM (TURBO)

| PART NO. | QTY | MODEL/RESTRICTION | MODEL/RESTRICTION | MODEL/RESTRICTION | FROM TO |
|--------------|-----|---|-------------------|-------------------|---------|
| 13-453B | 2 | STUD | | | |
| N326-40-353 | 2 | | | | |
| 13-483 | 1 | GASKET, EXHAUST PIPE
NON ASBESTOS | | | |
| N370-13-491 | 1 | | | | |
| 18-890 | 1 | SWITCH, THERMO | | | |
| N326-18-890A | 1 | | | | |
| 20-305 | 2 | GASKET, EXH. PIPE-CONV
ERTER
ASBESTOS | | | |
| N326-40-305 | 2 | | | | |
| 20-500 | 1 | CONVERTER, CATALYST | | | |
| N370-20-500A | 1 | | | | |
| 20-500A | 1 | CATALYST, THREE WAY | | | |
| N370-20-600 | 1 | | | | |
| 20-548A | 2 | WASHER, LOCK | | | |
| N319-13-457B | 2 | | | | |
| 40-050A | 1 | PIPE, EXHAUST-FRONT | | | |
| N332-40-500A | 1 | | | | |
| 40-060A | 2 | HANGER, SILENCER | | | |
| N326-40-060B | 2 | | | | |
| 40-061 | 2 | HANGER, SILENCER | | | |
| N326-40-060B | 2 | | | | |
| 40-061B | 6 | RUBBER, HANGER | | | |
| N225-40-061 | 6 | | | | |
| 40-065A | 2 | RUBBER, STOPPER | | | |
| N326-40-065 | 2 | | | | |
| 40-073 | 2 | SPACER | | | |
| N304-40-073A | 2 | | | | |
| N326-40-524 | 2 | | | | |

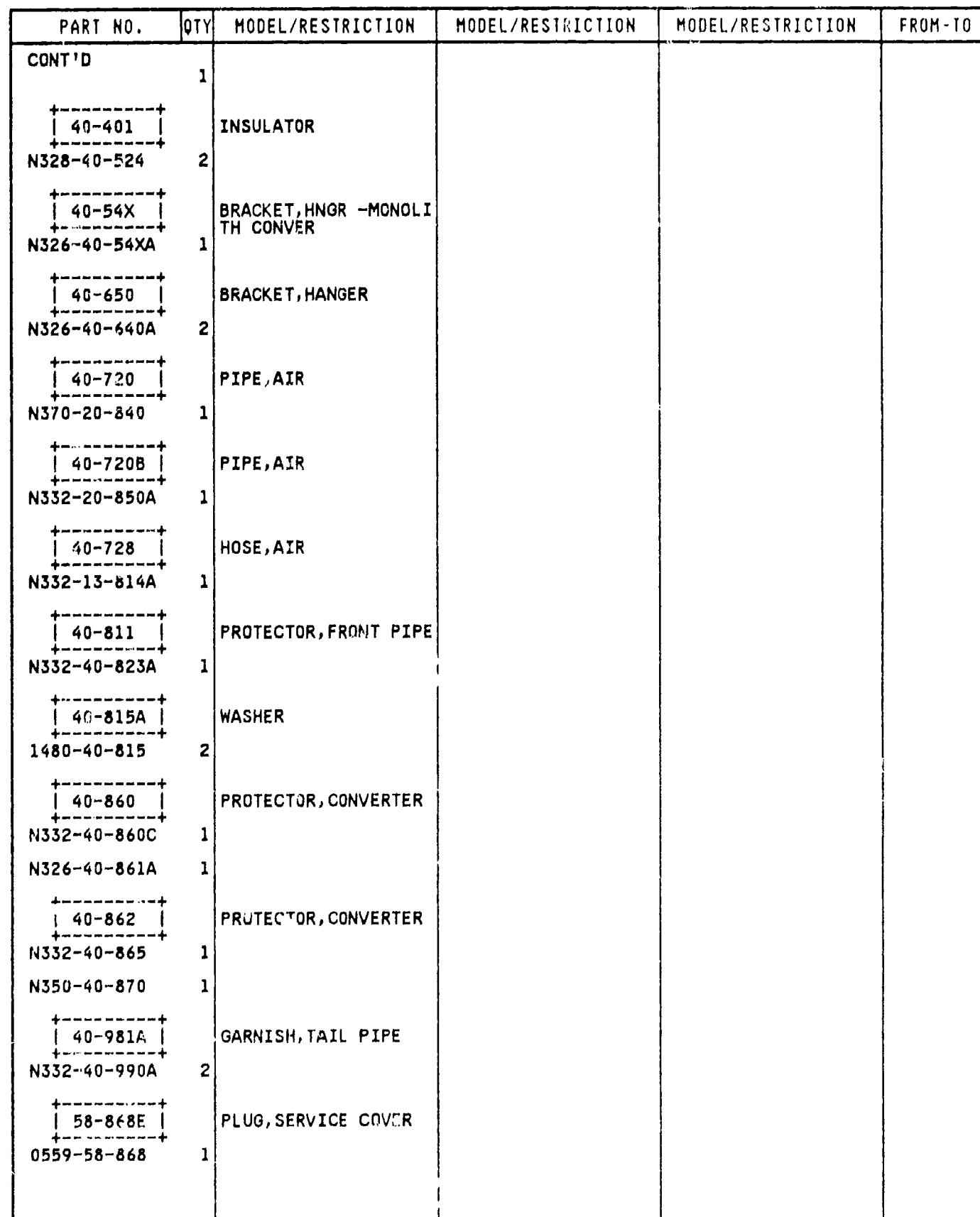
4000 A EXHAUST SYSTEM
(TURBO)



4000 A-2 EXHAUST SYSTEM
(TURBO)

| PART NO. | QTY | MODEL/RESTRICTION | MODEL/RESTRICTION | MODEL/RESTRICTION | FROM-TO |
|--------------|-----|-------------------|-------------------|-------------------|---------|
| 40-078 | | GASKET | | | |
| N326-40-908 | 2 | ASBESTOS | | | |
| N380-40-908 | 1 | NON ASBESTOS | | | |
| 40-081 | | BRACKET, HANGER | | | |
| N326-40-080 | 1 | | | | |
| 40-100A | | SILENCER(R), MAIN | | | |
| N378-40-100A | 1 | | | | |
| 40-110A | | PIPE, MIDDLE | | | |
| N319-40-600B | 1 | | | | |
| 40-160 | | HANGER, SILENCER | | | |
| 1114-40-161 | 1 | | | | |
| 40-166 | | WASHER | | | |
| 0820-40-166 | 6 | | | | |
| 40-200C | | SILENCER(L), MAIN | | | |
| N378-40-200A | 1 | | | | |
| 40-220 | | BRACKET, HANGER | | | |
| N326-40-69XB | 1 | | | | |
| 40-230 | | BRACKET, HANGER | | | |
| N326-40-690B | 1 | | | | |
| 40-305 | | GASKET | | | |
| N327-40-305 | 2 | ASBESTOS | | | |
| N350-40-305 | 1 | ASBESTOS | | | |
| 40-355A | | NUT | | | |
| 8118-40-355 | 6 | | | | |
| 8134-40-355 | 3 | | | | |
| 40-375 | | GASKET | | | |
| 1480-40-375 | | ASBESTOS | | | |

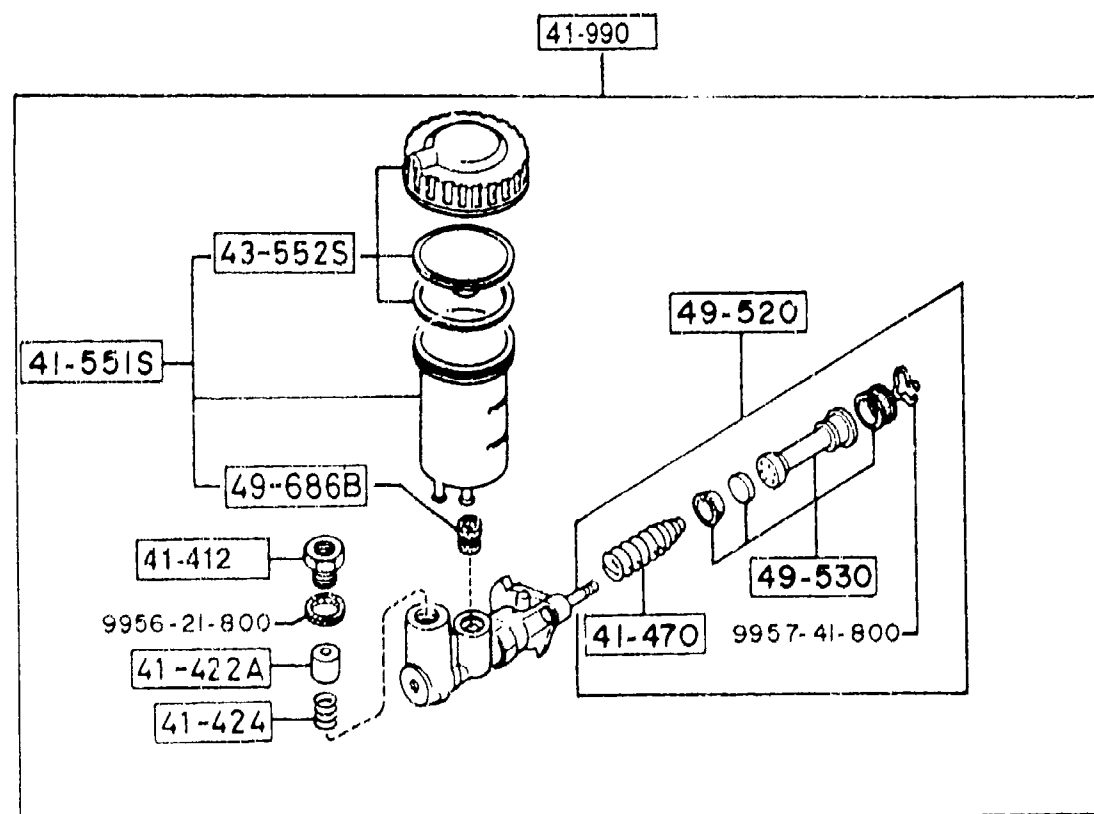
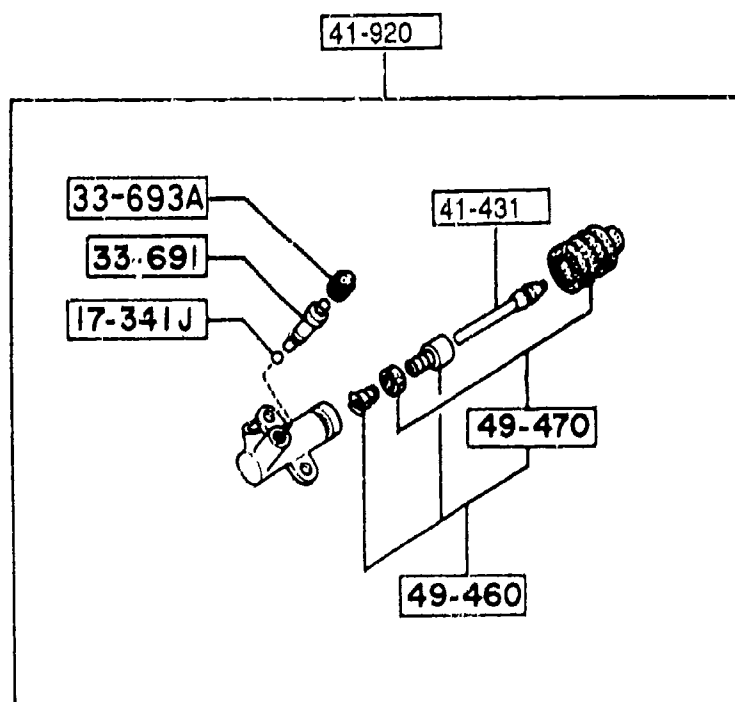
4000 A-3 * EXHAUST SYSTEM
(TURBO)



2-K 7

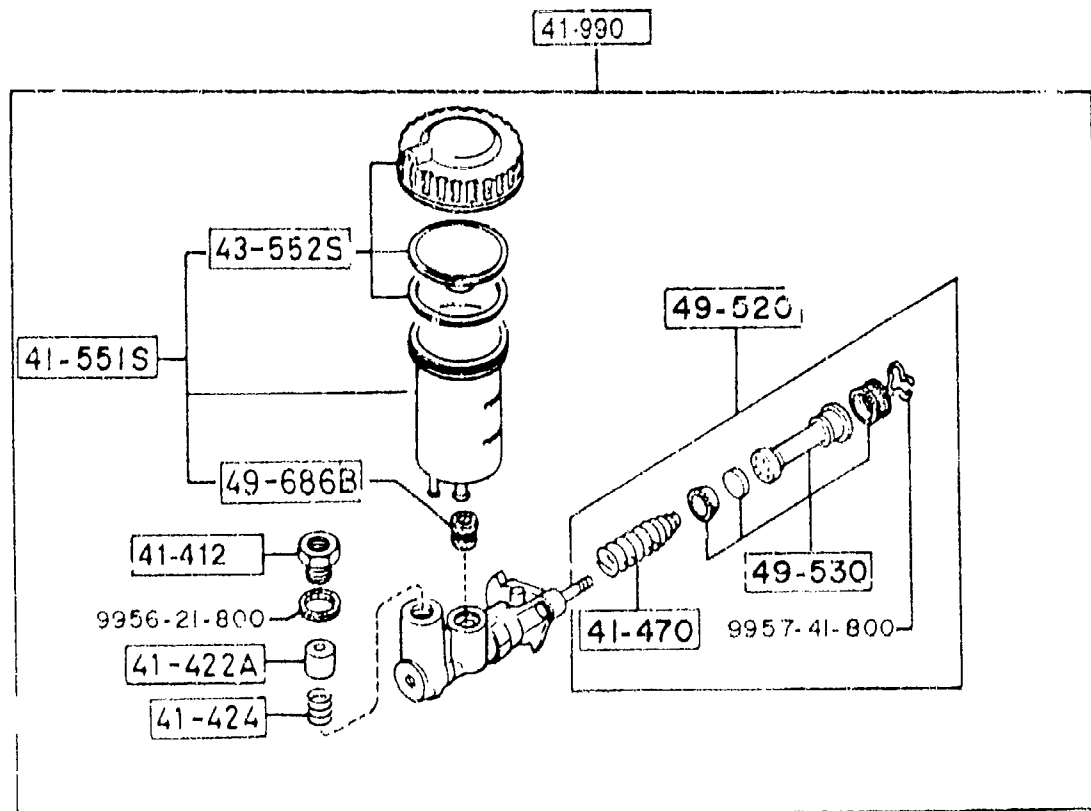
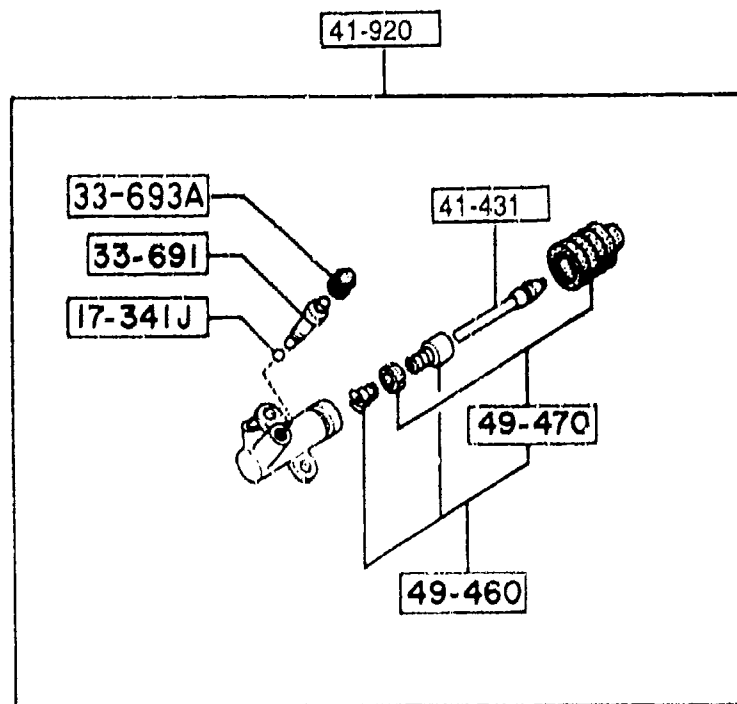
4140 CLUTCH RELEASE & MASTER CYLINDERS (MANUAL TRANSMISSION)

4140 -1 CLUTCH RELEASE & MASTER CYLINDERS (MANUAL TRANSMISSION)



| PART NO. | QTY | MODEL/RESTRICTION | MODEL/RESTRICTION | MODEL/RESTRICTION | FROM-10 |
|--------------|-----|-----------------------|-------------------|-------------------|---------|
| 17-341J | | BALL, STEEL | | | |
| 99611-1500 | 1 | | | | |
| 33-691 | | SCREW, BLEEDER | | | |
| 0259-33-691 | 1 | | | | |
| 33-693A | | CAP, BLEEDER SCREW | | | |
| 0259-33-693 | 1 | | | | |
| 41-341 | | ROD, PUSH | | | |
| H005-41-341 | 1 | | | | |
| 41-412 | | BOLT, JOINT | | | |
| W001-41-412 | 1 | | | | |
| 41-422A | | PISTON, O.W. VALVE | | | |
| 0813-41-422D | 1 | | | | |
| 41-424 | | SPRING, O.W. VALVE | | | |
| H005-41-424 | 1 | | | | |
| 41-470 | | SPRING | | | |
| B312-41-470 | 1 | | | | |
| 41-551S | | TANK SET, RESERVE | | | |
| H115-49-570B | 1 | | | | |
| 41-920 | | CYL., CLUTCH RELEASE | | | |
| FB01-41-920A | 1 | (W/O TURBO) | | | |
| F044-41-920C | 1 | (TURBO) | | | |
| 41-990 | | CYL., CLUTCH MASTER | | | |
| FB01-41-400C | 1 | | | | |
| 43-552S | | CAP SET, RESERVE TANK | | | |
| B093-49-580 | 1 | | | | |
| 49-460 | | PARTS KIT, INNER | | | |
| FB01-49-460 | 1 | | | | |

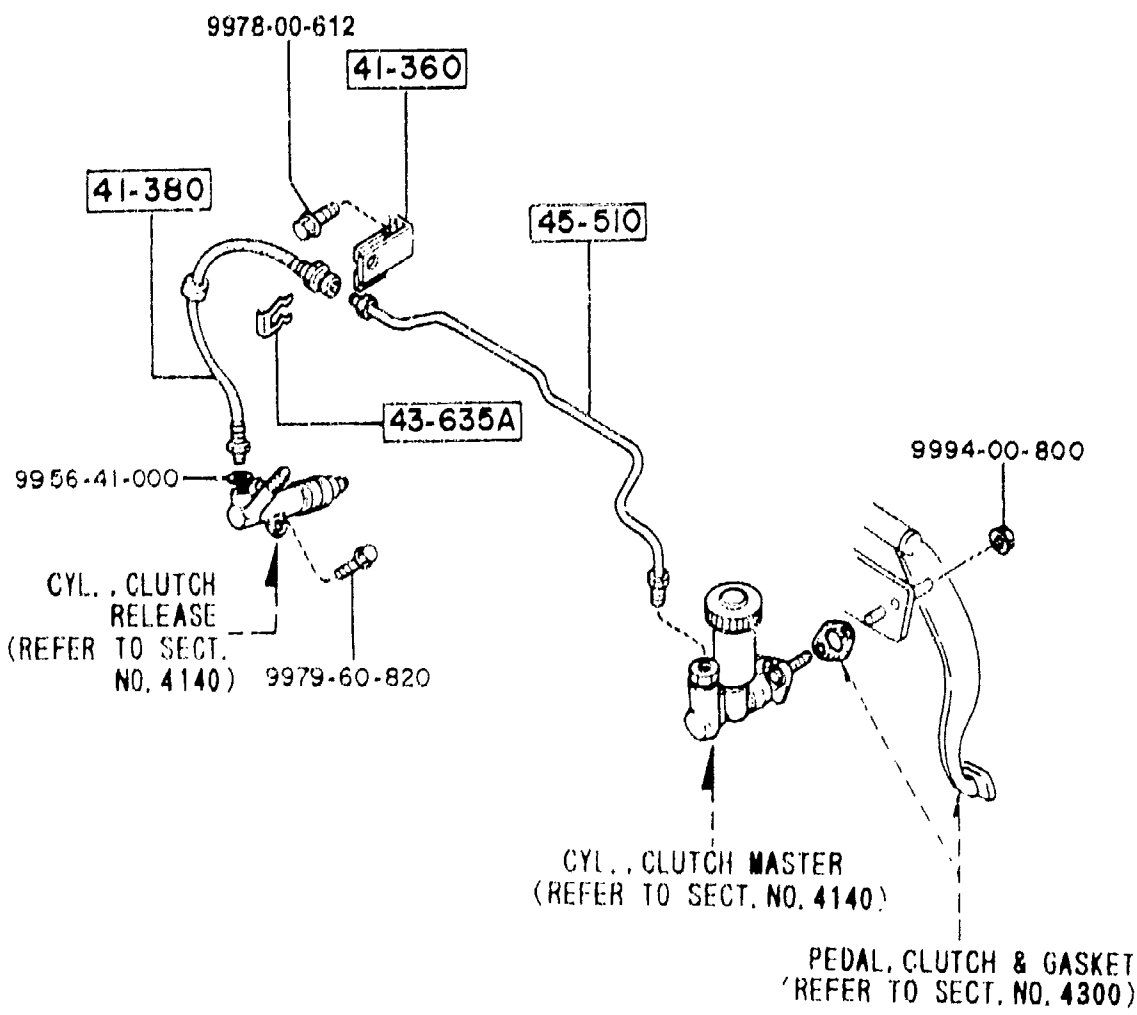
4140 CLUTCH RELEASE & MASTER CYLINDERS (MANUAL TRANSMISSION)



4140 -2 * CLUTCH RELEASE & MASTER CYLINDERS (MANUAL TRANSMISSION)

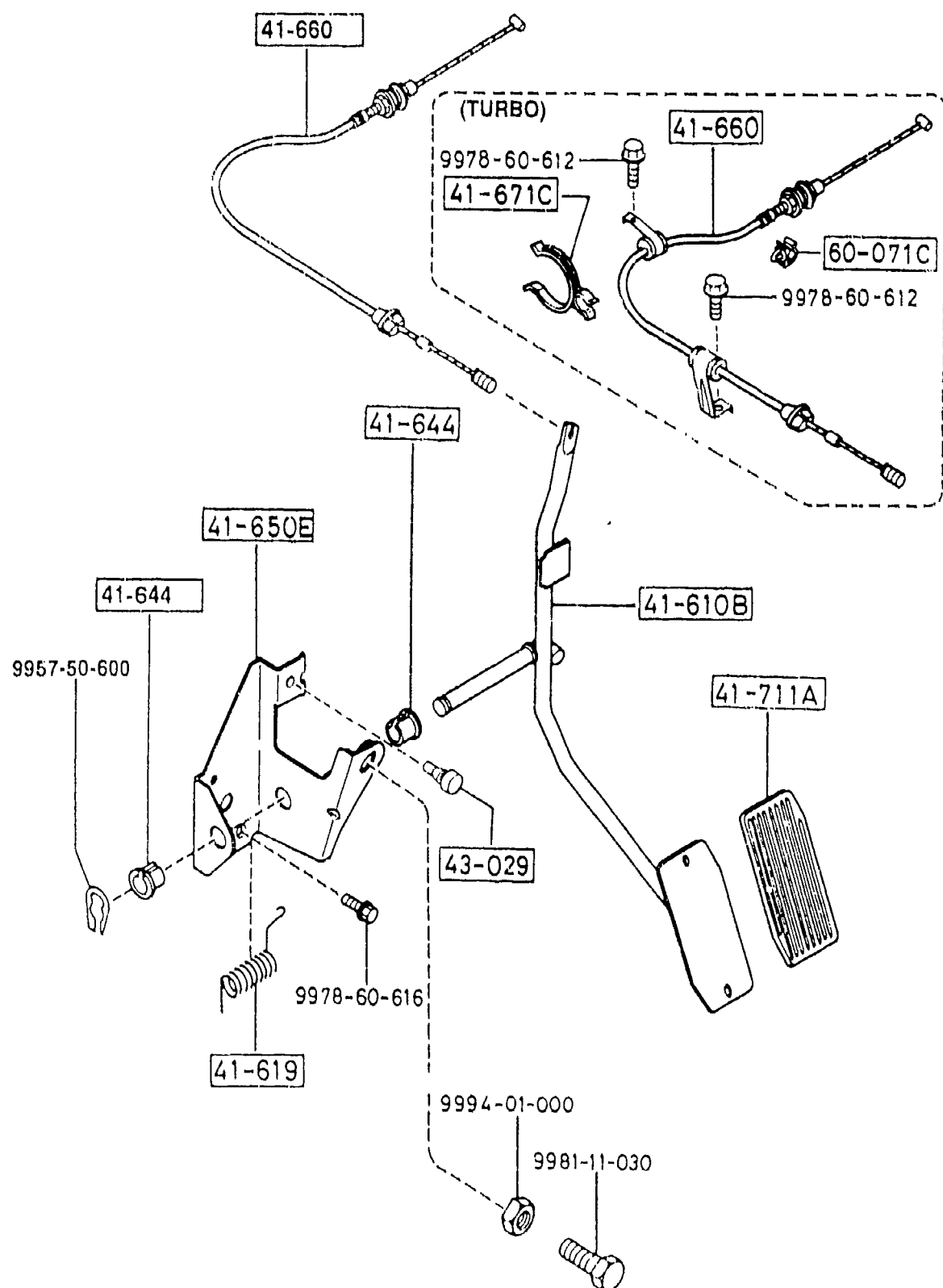
| PART NO. | QTY | MODEL/RESTRICTION | MODEL/RESTRICTION | MODEL/RESTRICTION | FROM-TO |
|--------------|-----|------------------------|-------------------|-------------------|---------|
| 49-470 | | SEAL KIT | | | |
| FR01-49-470 | 1 | | | | |
| 49-520 | | PARTS KIT, INN.-CLUTCH | | | |
| B312-41-522 | 1 | | | | |
| 49-530 | | SEAL KIT | | | |
| B312-41-532 | 1 | | | | |
| 49-686B | | BUSH, ELBOW JOINT | | | |
| 0305-49-686B | 1 | | | | |

4145 CLUTCH PIPINGS (MANUAL TRANSMISSION)



| PART NO. | QTY | MODEL/RESTRICTION | MODEL/RESTRICTION | MODEL/RESTRICTION | FROM-TO |
|--------------|-----|---------------------|-------------------|-------------------|---------|
| 41-360 | | HOLDER, CLUTCH | | | |
| F044-41-370A | 1 | (TURBO) | | | |
| 8871-41-370 | 1 | (W/O TURBO) | | | |
| 41-380 | | HOSE, FLEXIBLE | | | |
| FB01-41-380 | 1 | (W/O TURBO) | | | |
| F044-41-380B | 1 | (TURBO) | | | |
| 43-635A | | CLIP, FLEXIBLE HOSE | | | |
| 0136-43-635 | 1 | | | | |
| 45-510 | | PIPE, CLUTCH | | | |
| FB01-45-510A | 1 | (W/O TURBO) | | | |
| FB44-45-510 | 1 | (TURBO) | | | |

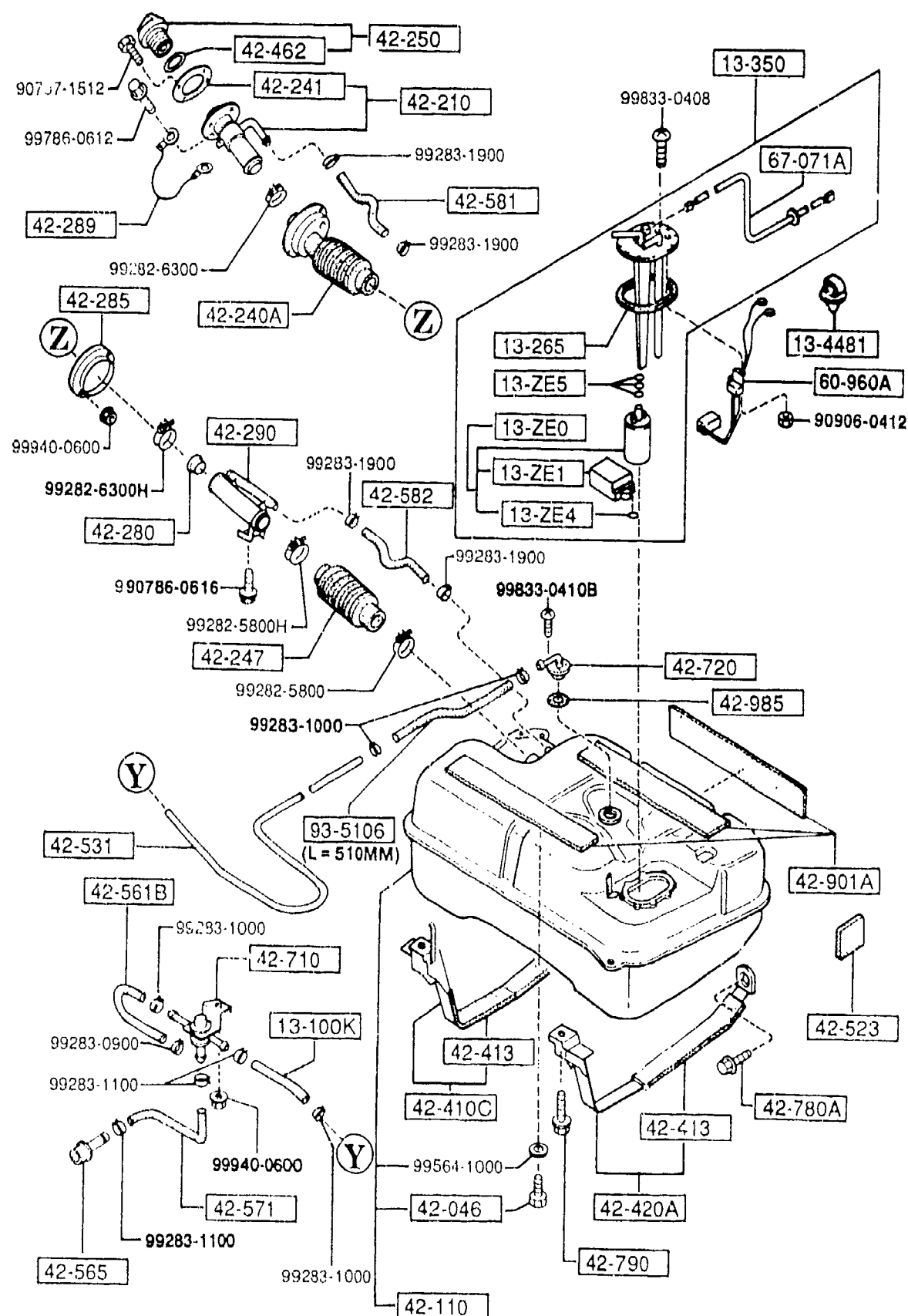
4160 ACCELERATOR CONTROL SYSTEM



4160 -1 * ACCELERATOR CONTROL SYSTEM

| PART NO. | QTY | MODEL/RESTRICTION | MODEL/RESTRICTION | MODEL/RESTRICTION | FROM-TO |
|--------------|-----|----------------------|-------------------|-------------------|---------|
| 41-610B | | PEDAL & ARM | | | |
| FB01-41-610 | 1 | | | | |
| 41-619 | | SPRING, RETURN | | | |
| 8239-41-619 | 1 | | | | |
| 41-644 | | BUSH | | | |
| B092-41-644 | 2 | OIRES KOGYO | | | |
| 41-650E | | RETAINER, ACCEL. ROD | | | |
| FB01-41-650A | 1 | (MT) | | | |
| FC08-41-650 | 1 | (AT) | | | |
| 41-660 | | CABLE, ACCEL. | | | |
| FC01-41-660 | 1 | (W/O TURBO) | | | |
| FC17-41-660 | 1 | (TURBO) | | | |
| 41-671C | | CLIP, CABLE | | | |
| FC17-41-671 | 1 | (TURBO) | | | |
| 41-711A | | PAD, ACCEL. PEDAL | | | |
| FA54-41-711A | 1 | | | | |
| 43-029 | | RUBBER, STOPPER | | | |
| B001-43-029 | 1 | KUROISHI TEKKO | | | |
| 60-071C | | CLIP | | | |
| UR10-60-071 | 1 | (TURBO) | | | |

4200 FUEL TANK

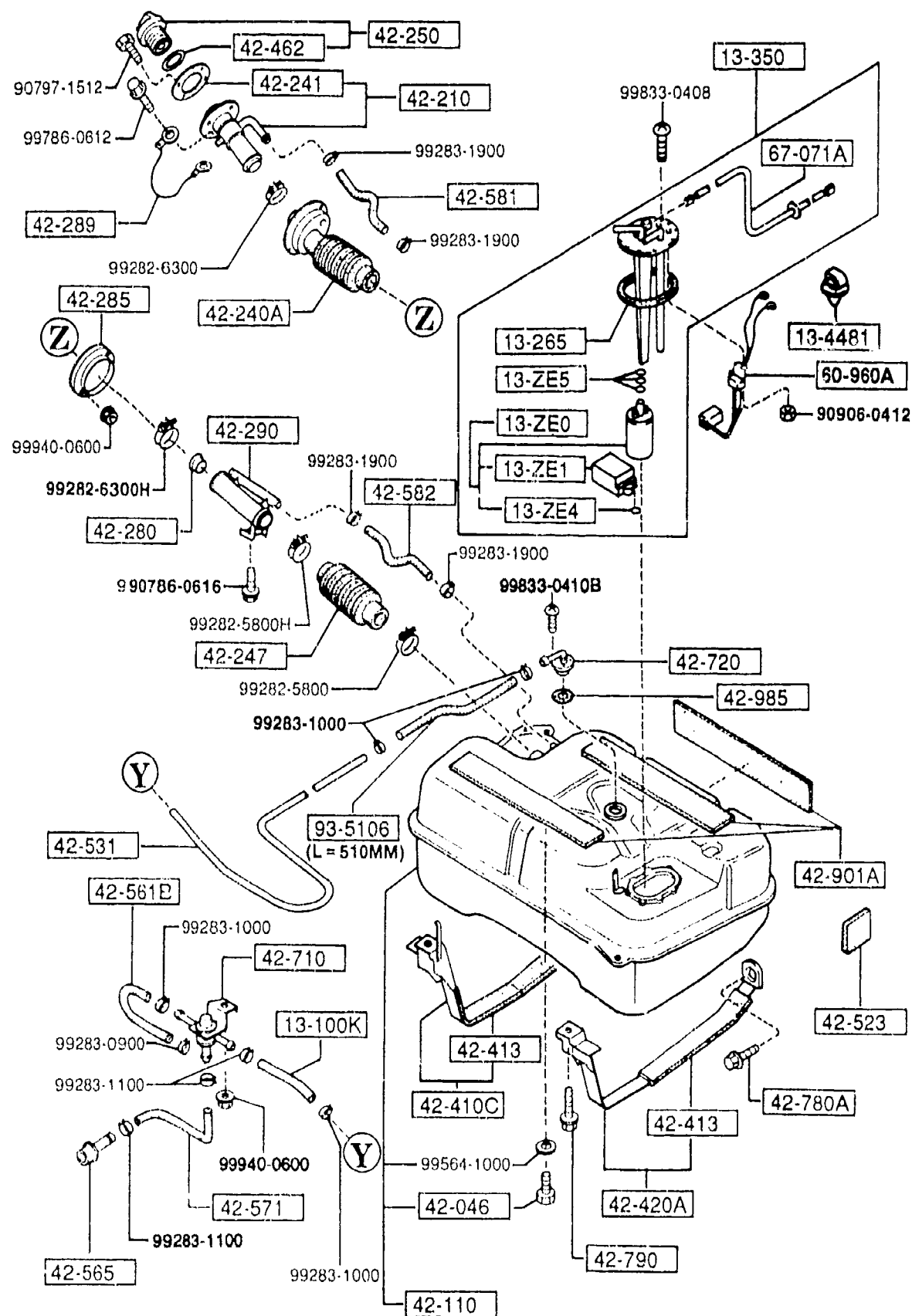



| | | | |
|---------|--|-------------|-----------|
| 93-5106 | | 99351-06999 | L = 510MM |
|---------|--|-------------|-----------|

4200 -2 FUEL TANK

| PART NO. | QTY | MODEL/RESTRICTION | MODEL/RESTRICTION | MODEL/RESTRICTION | FROM-TO |
|------------------------|-----|-------------------------------|-------------------|-------------------|---------|
| CONT'D
0866-42-366B | 1 | | | | |
| 42-247 | 1 | HOSE, JOINT-FUEL TANK
SIDE | | | |
| FB01-42-247A | 1 | | | | |
| 42-250 | 1 | CAP, FILLER | | | |
| FC02-42-250 | 1 | | | | |
| 42-280 | 1 | VALVE, NON RETURN | | | |
| GB53-42-270 | 1 | | | | |
| 42-285 | 1 | REINF., JOINT HOSE-FU
EL | | | |
| FB01-42-285 | 1 | | | | |
| 42-289 | 1 | WIRE, EARTH-FILLER PI
PE | | | |
| FB01-42-289 | 1 | | | | |
| 42-290 | 1 | PIPE, FILLER NO. 2 | | | |
| FB01-42-290 | 1 | | | | |
| 42-410C | 1 | BAND(R), TANK FIX. | | | |
| FB71-42-710 | 1 | | | | |
| 42-413 | 2 | SHEET, | | | |
| FB71-42-715 | 2 | | | | |
| 42-420A | 1 | BAND(L), TANK FIX. | | | |
| FC01-42-720 | 1 | | | | |
| 42-462 | 1 | GASKET, CAP | | | |
| BF67-42-252 | 1 | | | | |
| 42-523 | 1 | PAD, FUEL TANK | | | |
| 8531-42-762A | 1 | | | | |
| 42-531 | 1 | PIPE, EVAPORATION | | | |
| FB01-42-531B | 1 | | | | |
| 42-561B | 1 | HOSE, EVAPORATION | | | |
| FB01-42-561A | 1 | | | | |

4200 FUEL TANK

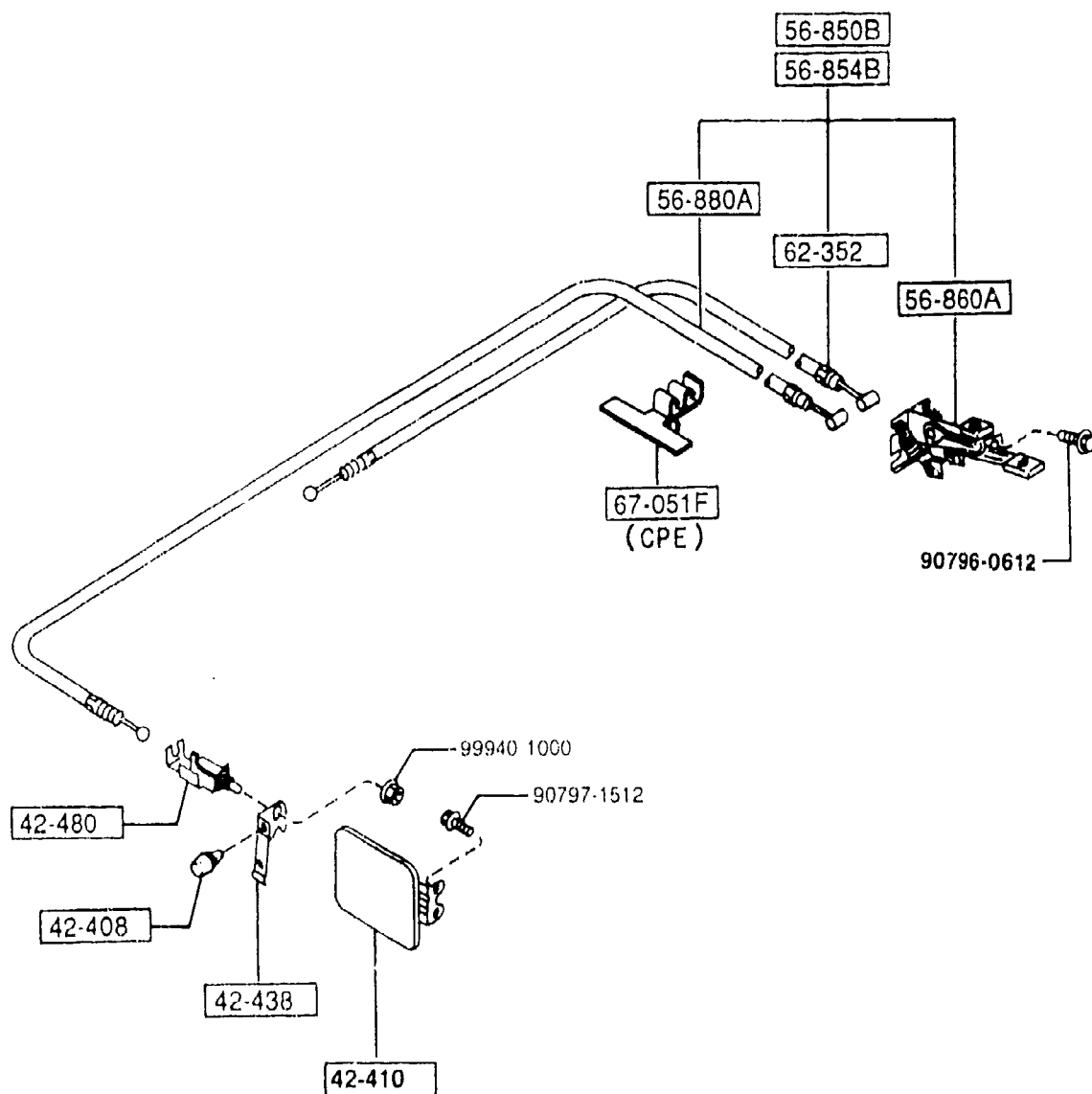
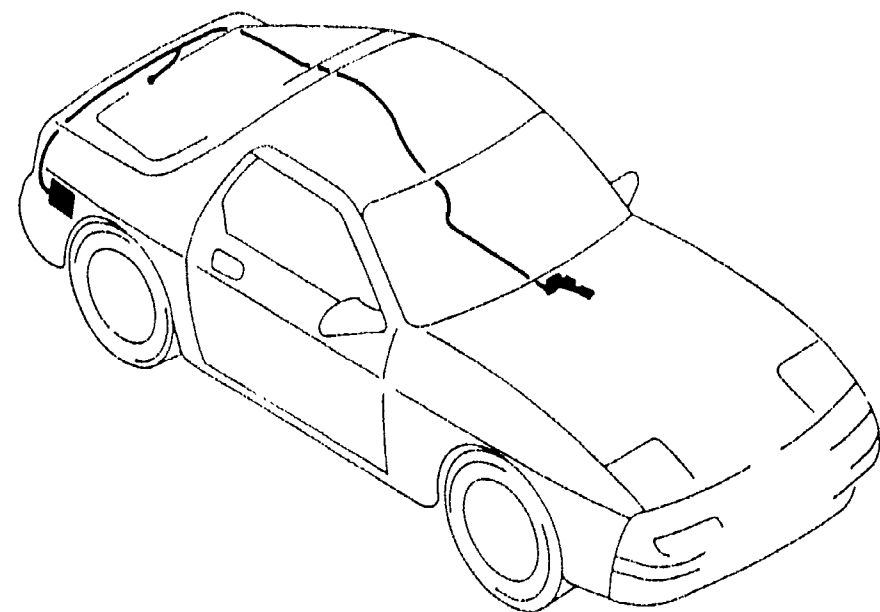


| | | | |
|---------|---|-------------|-----------|
| 93-5106 |  | 99351-06999 | L = 510MM |
| | | | |
| | | | |

4200 -3 * FUEL TANK

| PART NO. | QTY | MODEL/RESTRICTION | MODEL/RESTRICTION | MODEL/RESTRICTION | FROM-TO |
|--------------|-----|-------------------------|-------------------|-------------------|---------|
| 42-565 | | PLUG, DRAIN-VENT. HOS E | | | |
| FB01-42-565 | 1 | | | | |
| 42-571 | | HOSE, VENT | | | |
| FB01-42-562 | 1 | | | | |
| 42-581 | | HOSE, BREATHER | | | |
| FB01-42-245A | 1 | | | | |
| 42-582 | | HOSE, BREATHER | | | |
| FB01-42-248 | 1 | | | | |
| 42-710 | | VALVE, CHECK | | | |
| FB01-42-910A | 1 | | | | |
| 42-720 | | VALVE, FUEL VAPOR. | | | |
| FB01-42-980 | 1 | | | | |
| 42-780A | | SCREW 'A', FIXING BAND | | | |
| H260-42-780 | 2 | | | | |
| 42-790 | | SCREW 'B', FIXING BAND | | | |
| H260-42-790 | 2 | | | | |
| 42-901A | | INSULATOR | | | |
| FB01-42-761 | 3 | | | | |
| 42-985 | | GASKET, VAPOR VALVE | | | |
| FB01-42-985 | 1 | | | | |
| 60-960A | | GAUGE, FUEL TANK | | | |
| FC02-60-960 | 1 | | | | |
| 67-071A | | CORD | | | |
| N351-67-071A | 1 | | | | |
| 93-5106 | | HOSE | | | |
| 99351-06999 | 1 | | | | |


4210 FUEL LID OPENER

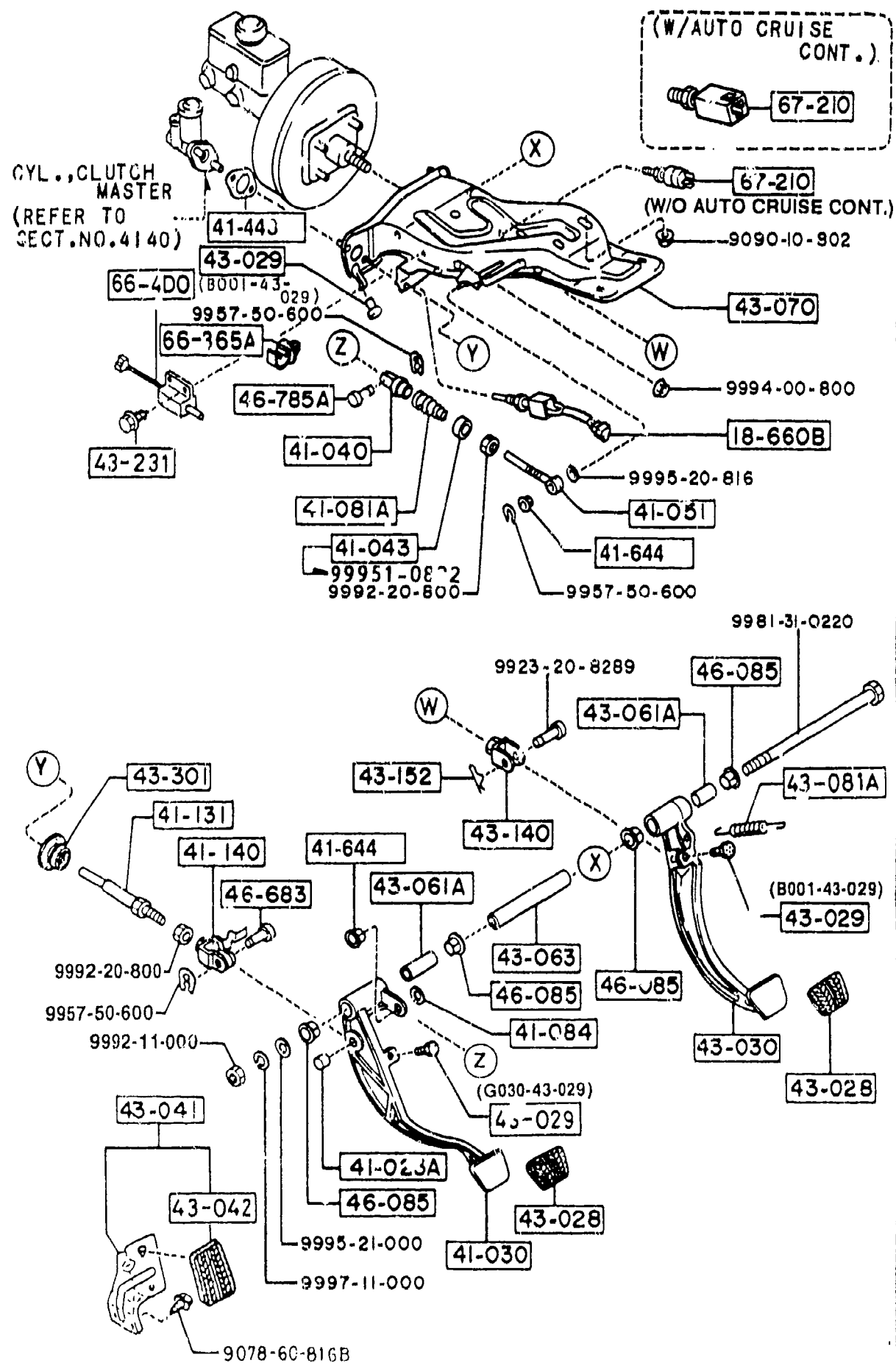


4210 -1 * FUEL LID OPENER

| PART NO. | QTY | MODEL/RESTRICTION | MODEL/RESTRICTION | MODEL/RESTRICTION | FROM-TO |
|--------------|-----|------------------------|-------------------|-------------------|---------|
| 42-408 | | STOPPER, FILLER LID | | | |
| 8871-70-491 | 1 | | | | |
| 42-410 | | LID, FUEL FILLER | | | |
| FB01-42-410B | 1 | | | | |
| 42-438 | | SPRING, LIFT | | | |
| FB01-42-451C | 1 | | | | |
| 42-480 | | OPENER, FILLER LID | | | |
| FB01-56-890 | 1 | | | | |
| 56-850B | | OPENER, L/GATE & F/LID | | | |
| FB02-56-850E | 1 | (CPE) | | | |
| 56-854B | | OPENER, T/LID & F/LID | | | |
| FB67-56-920G | 1 | (CONVERTIBLE) | | | |
| 56-860A | | LEVER, OPENER | | | |
| *F055-56-860 | 1 | (CONVERTIBLE) | | | |
| 56-880A | | CABLE, F/LID OPENER | | | |
| FB01-56-870B | 1 | (CPE) | | | |
| FB67-56-940F | 1 | (CONVERTIBLE) | | | |
| 62-352 | | CABLE, OPENER | | | |
| FB01-56-880C | 1 | (CPE) | | | |
| FB67-56-930F | 1 | (CONVERTIBLE) | | | |
| 67-051F | | CLIP | | | |
| FB01-67-051 | 1 | (CPE) | | | |

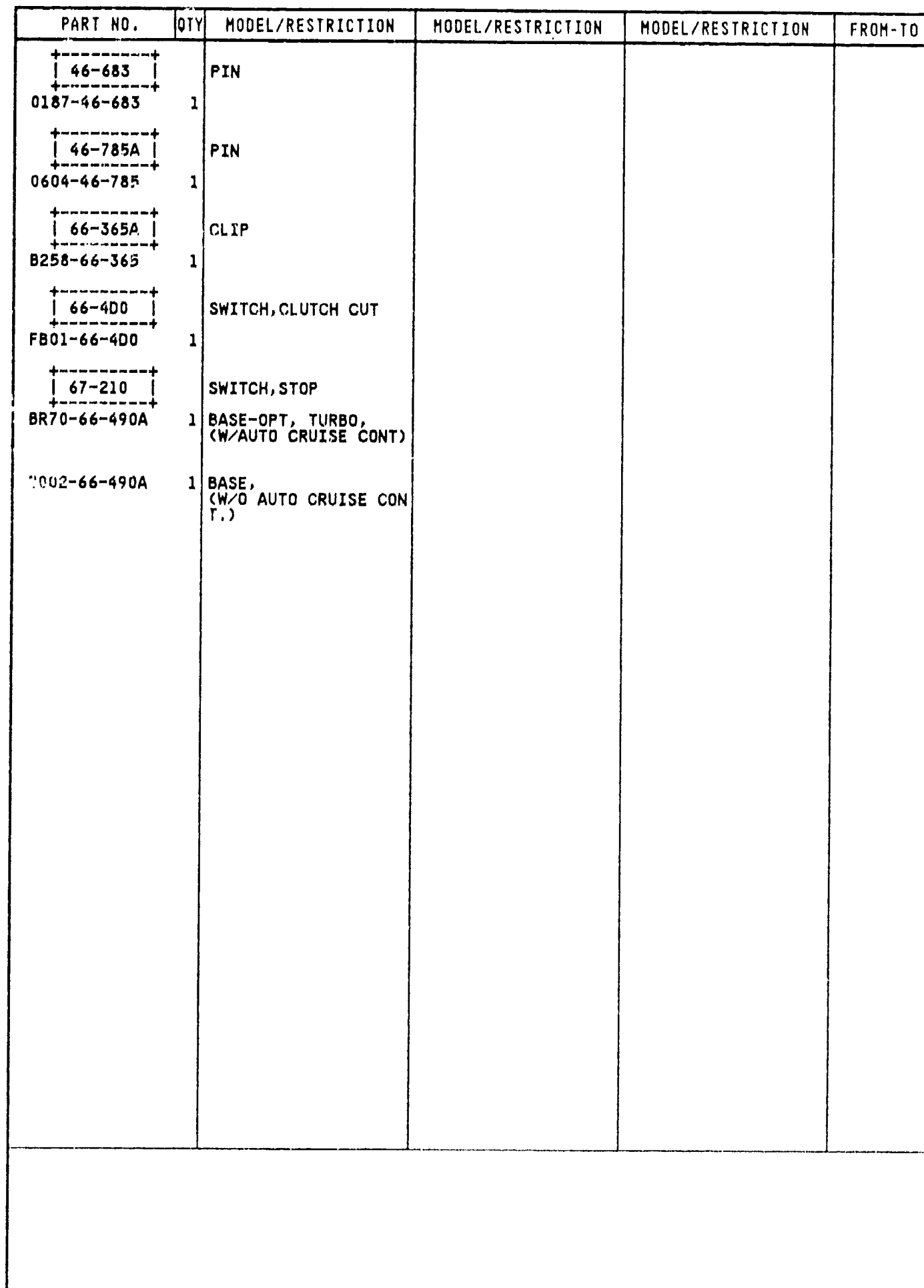
4300 -1 CLUTCH & BRAKE PEDALS (MANUAL TRANSMISSION)





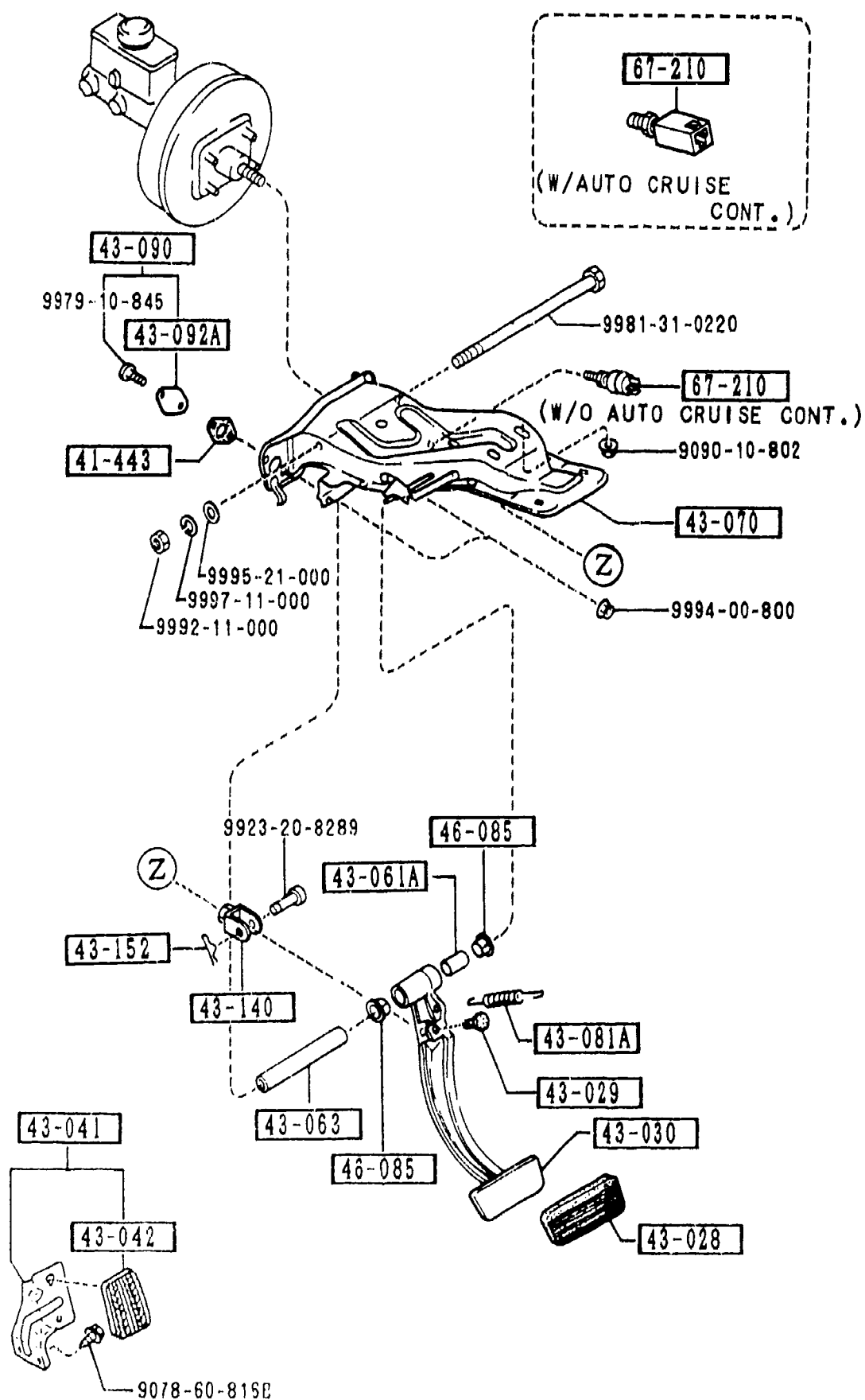
| PART NO. | QTY | MODEL/RESTRICTION | MODEL/RESTRICTION | MODEL/RESTRICTION | FROM-TO |
|--------------|-----|-------------------------|-------------------|-------------------|---------|
| CONT'D | | | | | |
| B001-43-029 | 2 | KUROISHI TEKKO | | | |
| G030-43-029 | 1 | OIREJ KOGYO | | | |
| 43-030 | | PEDAL, BRAKE | | | |
| FB01-43-031 | 1 | | | | |
| 43-041 | | REST, FOOT | | | |
| FB01-43-040B | 1 | | | | |
| 43-042 | | PAD, FOOT REST | | | |
| FB01-43-042 | 1 | | | | |
| 43-061A | | PIPE, PEDAL | | | |
| 0866-43-062 | 2 | | | | |
| 43-063 | | SPACER | | | |
| FB01-43-063 | 1 | | | | |
| 43-070 | | BRACKET, MASTER CYL. | | | |
| FB05-43-070A | 1 | | | | |
| 43-081A | | SPRING, RETURN-BRAKE | | | |
| B092-41-081 | 1 | | | | |
| 43-140 | | FORK, BRAKE | | | |
| HF05-43-140 | 1 | | | | |
| 43-152 | | PIN, SNAP | | | |
| D001-43-152 | 1 | | | | |
| 43-231 | | BOLT, CLUTCH CUT SWITCH | | | |
| GE68-43-231 | 1 | | | | |
| 43-301 | | PROTECTOR | | | |
| H001-43-301 | 1 | | | | |
| 46-085 | | BUSH | | | |
| 1015-46-085 | 4 | | | | |

4300 -3 X CLUTCH & BRAKE PEDALS (MANUAL TRANSMISSION)



4300A BRAKE PEDALS (AUTOMATIC TRANSMISSION)

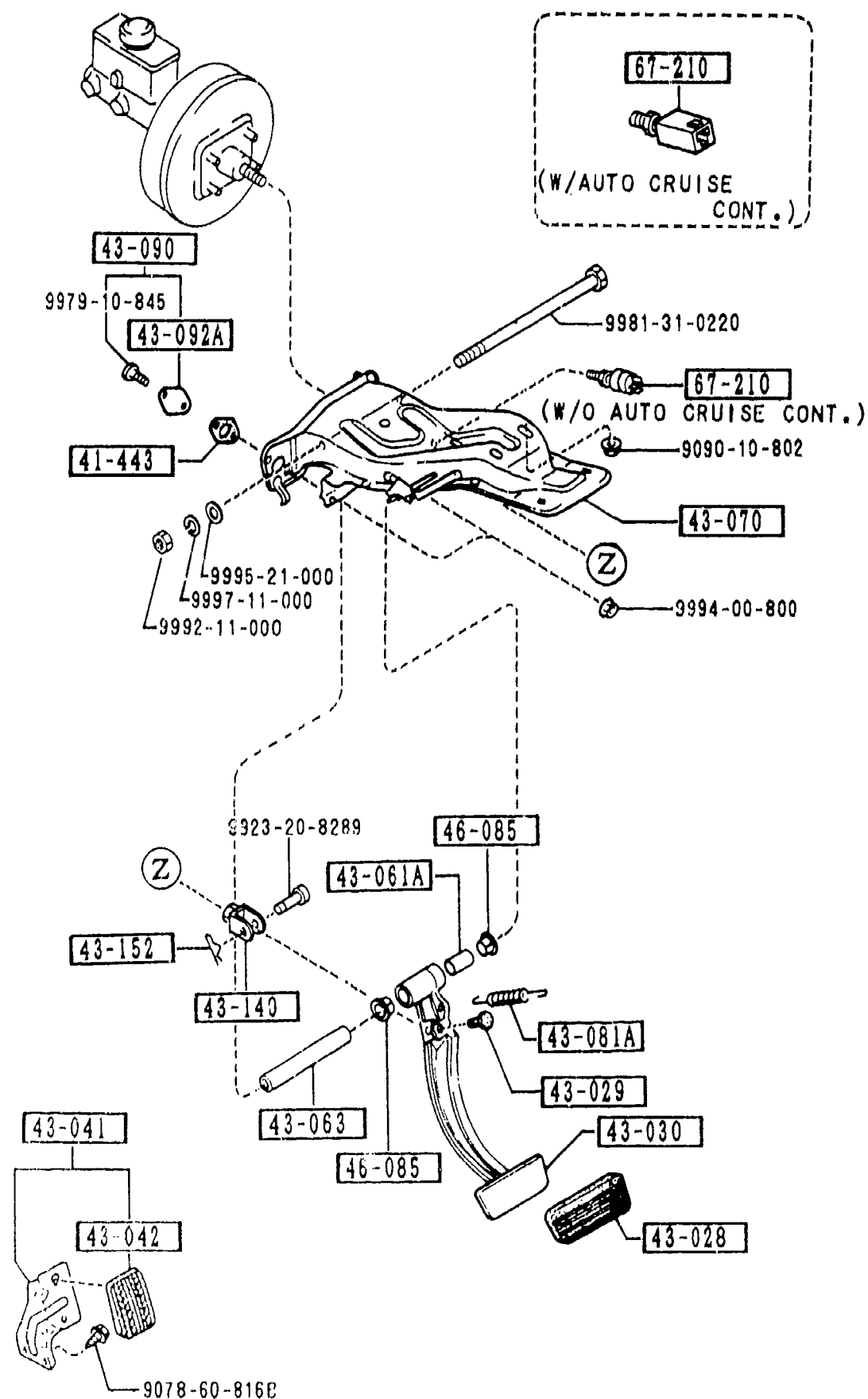
4300A -1 BRAKE PEDALS (AUTOMATIC TRANSMISSION)



| PART NO. | QTY | MODEL/RESTRICTION | MODEL/RESTRICTION | MODEL/RESTRICTION | FROM-TO |
|--------------|-----|----------------------|-------------------|-------------------|---------|
| 41-443 | | GASKET | | | |
| H001-41-443 | 1 | | | | |
| 43-028 | | PAD, PEDAL | | | |
| FB01-43-028A | 1 | | | | |
| 43-029 | | RUBBER, STOPPER | | | |
| B001-43-029 | 1 | KUROISHI TEKKO | | | |
| 43-030 | | PEDAL, BRAKE | | | |
| FB02-43-031 | 1 | | | | |
| 43-041 | | REST, FOOT | | | |
| FB01-43-040B | 1 | | | | |
| 43-042 | | PAD, FOOT REST | | | |
| FB01-43-042 | 1 | | | | |
| 43-061A | | PIPE, PEDAL | | | |
| 0866-43-062 | 1 | | | | |
| 43-063 | | SPACER | | | |
| FB01-43-063 | 1 | | | | |
| 43-070 | | BRACKET, MASTER CYL. | | | |
| FB01-43-070E | 1 | | | | |
| 43-081A | | SPRING, RETURN-BRAKE | | | |
| B092-41-081 | 1 | | | | |
| 43-090 | | PLATE | | | |
| FB02-43-090A | 1 | | | | |
| 43-092A | | PLATE | | | |
| 1525-43-092 | 1 | | | | |
| 43-140 | | FORK, BRAKE | | | |
| HF05-43-140 | 1 | | | | |
| 43-152 | | PIN, SNAP | | | |

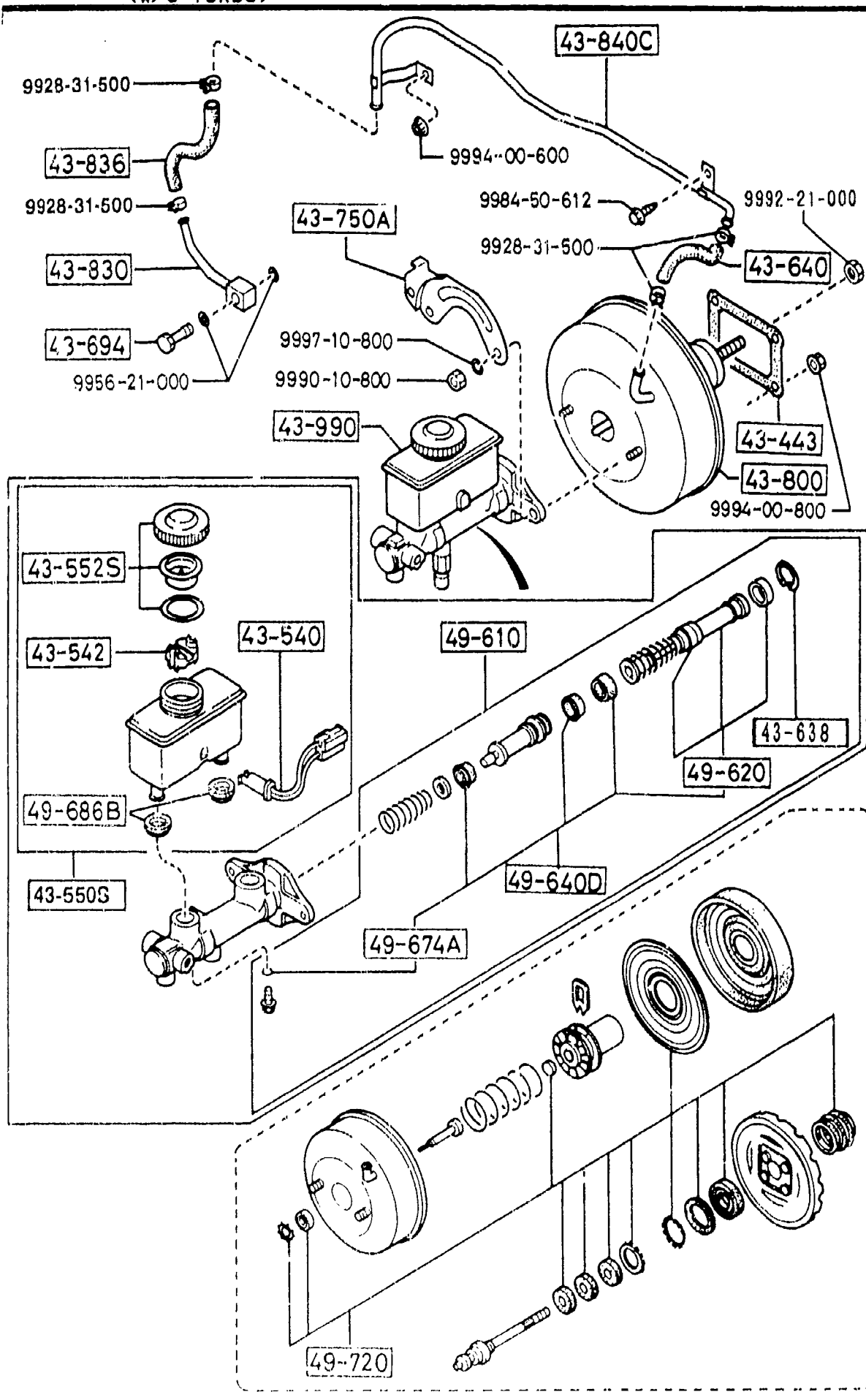
4300A BRAKE PEDALS (AUTOMATIC TRANSMISSION)

4300A -2 * BRAKE PEDALS (AUTOMATIC TRANSMISSION)



| PART NO. | QTY | MODEL/RESTRICTION | MODEL/RESTRICTION | MODEL/RESTRICTION | FROM-TO |
|-----------------------|-----|--|-------------------|-------------------|---------|
| CONT'D
D001-43-152 | 1 | | | | |
| 46-085 | | BUSH | | | |
| 1015-46-085 | 2 | | | | |
| 67-210 | | SWITCH, STOP | | | |
| BR70-66-490A | 1 | BASE-OPT, TURBO,
(W/AUTO CRUISE CONT) | | | |
| B002-66-490A | 1 | BASE,
(W/O AUTO CRUISE CON
T.) | | | |

4340 BRAKE MASTER CYLINDER & POWER BRAKE
(W/O TURBO)

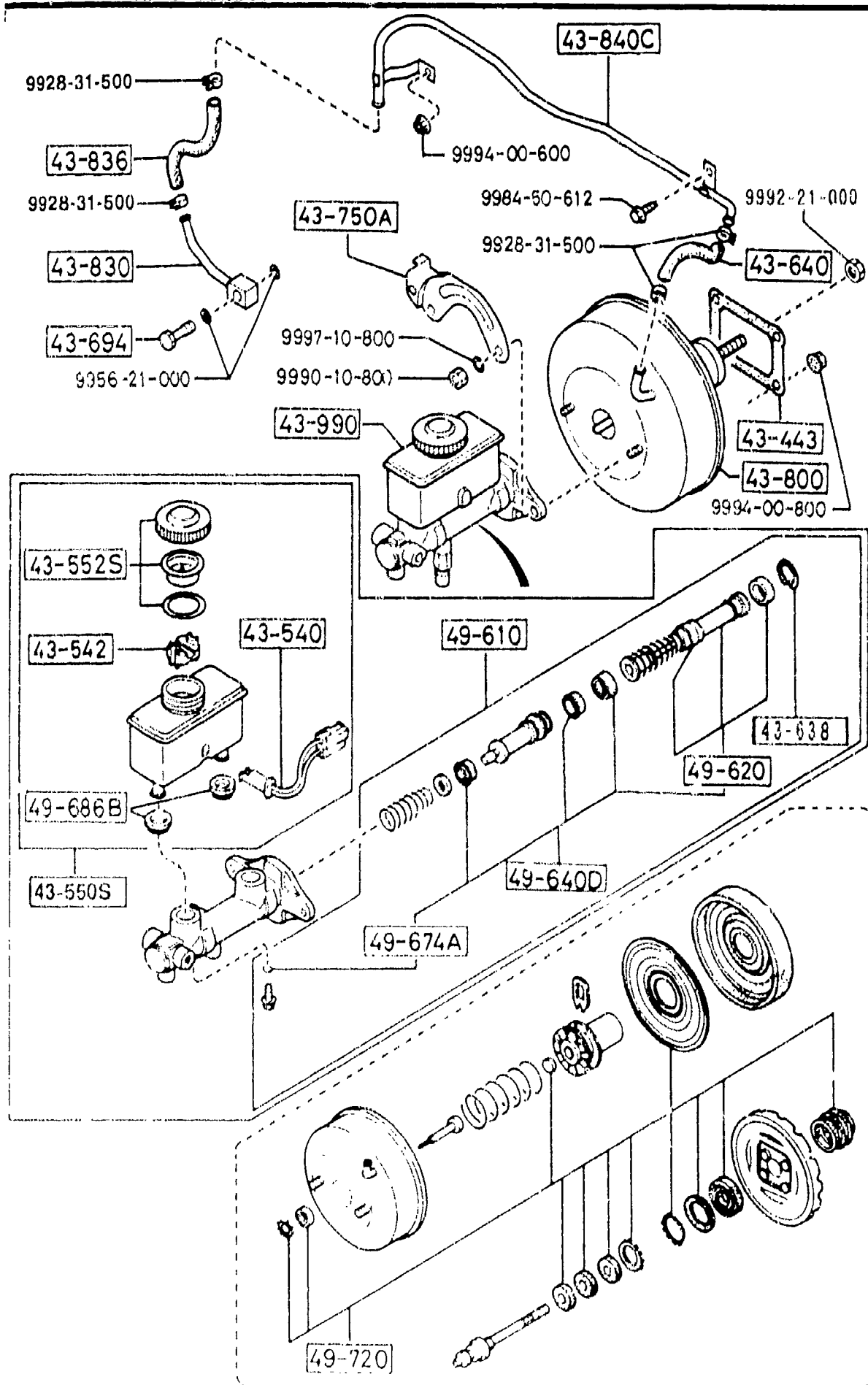


4340 -1 BRAKE MASTER CYLINDER & POWER BRAKE
(W/O TURBO)

| PART NO. | QTY | MODEL/RESTRICTION | MODEL/RESTRICTION | MODEL/RESTRICTION | FROM-TO |
|---------------------------------|-----|--|-------------------|-------------------|---------|
| 43-443 | 1 | GASKET, VAC POWER AS
SIST
NON ASBESTOS | | | |
| H001-43-443 | 1 | | | | |
| 43-540 | 1 | INDICATOR, LEVEL | | | |
| FB01-43-540 | 1 | | | | |
| 43-542 | 1 | FLOAT | | | |
| 3597-43-542 | 1 | | | | |
| 43-550S | 1 | TANK SET, RESERVE | | | -1601 |
| FB01-49-680
A (FB01-49-680A) | 1 | | | | 1601- |
| FB01-49-680A | 1 | | | | |
| 43-552S | 1 | CAP SET, RESERVE TANK | | | -1601 |
| B093-49-580 | 1 | | | | 1601- |
| B603-49-580 | 1 | | | | |
| 43-638 | 1 | RING, RETAINING | | | |
| GA02-49-638 | 1 | | | | |
| 43-640 | 1 | HOSE, VACUUM | | | |
| FB01-43-640 | 1 | | | | |
| 43-694 | 1 | BOLT, CONNECTOR | | | |
| 8573-43-694 | 1 | | | | |
| 43-750A | 1 | HOLDER, P.B. VALVE | | | |
| FB01-43-750 | 1 | | | | |
| 43-800 | 1 | VACUUM POWER ASSIST | | | |
| FB05-43-800D | 1 | | | | |
| 43-830 | 1 | PIPE, VACUUM | | | |
| FB01-43-830A | 1 | | | | |
| 43-836 | 1 | HOSE, VACUUM | | | |
| FB01-43-836 | 1 | | | | |
| 43-840C | 1 | PIPE, VACUUM | | | |

1601 FC3***-907848

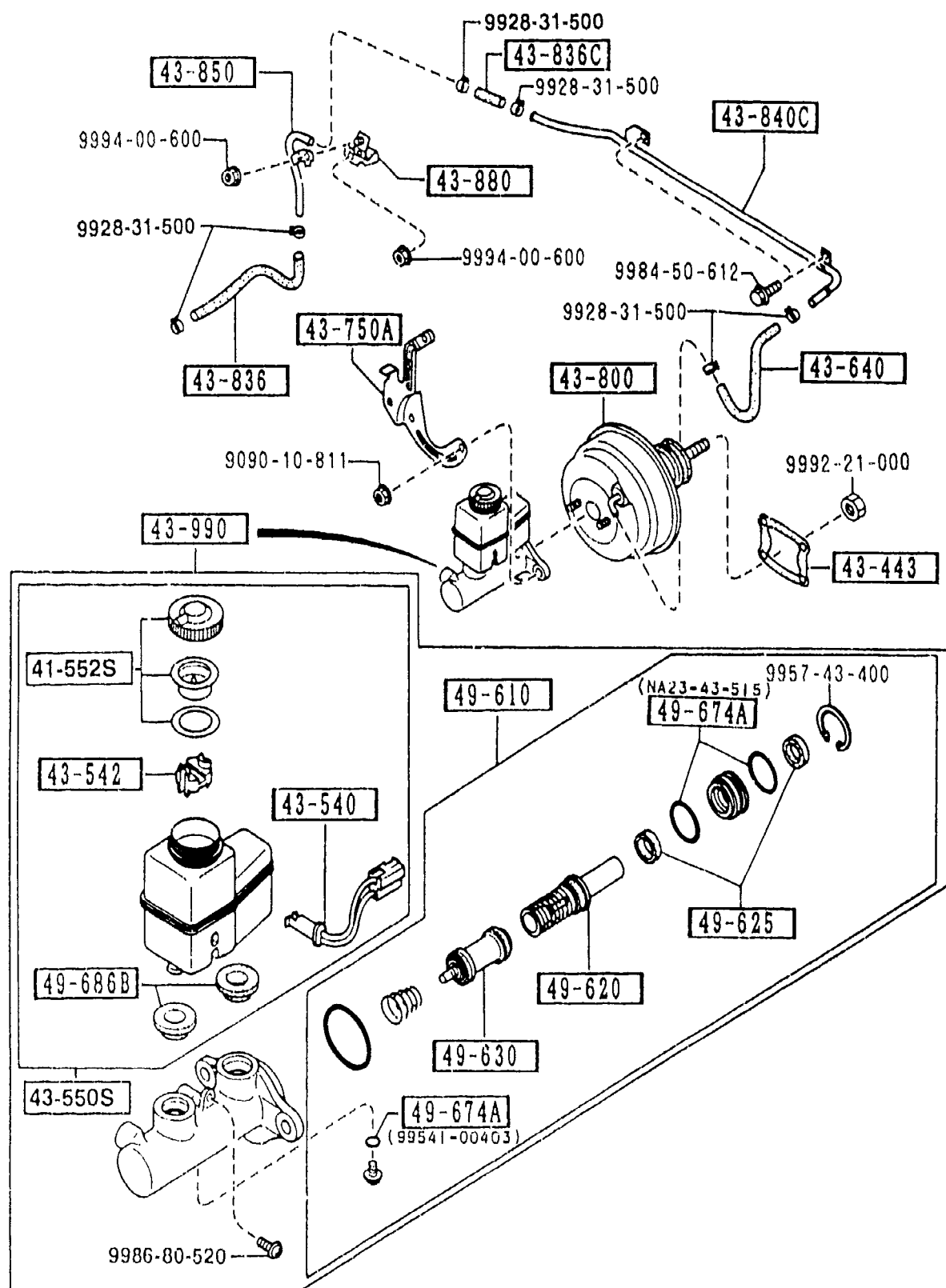
4340 BRAKE MASTER CYLINDER & POWER BRAKE
(W/O TURBO)



4340 -2 * BRAKE MASTER CYLINDER & POWER BRAKE
(W/O TURBO)

| PART NO. | QTY | MODEL/RESTRICTION | MODEL/RESTRICTION | MODEL/RESTRICTION | FROM-TO |
|----------------------------------|-----|-----------------------|-------------------|-------------------|---------|
| CONT'D
FB01-43-840A | 1 | | | | |
| 43-990 | | CYL., TANDEM MASTER | | | -1601 |
| FB02-43-400C
A (FB02-43-400D) | 1 | | | | 1601- |
| FB02-43-400D | 1 | | | | |
| 49-610 | | PARTS KIT, INN.-BRAKE | | | |
| FB05-49-610A | 1 | | | | |
| 49-620 | | PISTON, PRIMARY | | | |
| FB05-49-620A | 1 | | | | |
| 49-640D | | PARTS KIT, INNER | | | |
| FB05-49-640A | 1 | | | | |
| 49-674A | | RING, 'O'-MASTER CYL. | | | |
| 99541-00403 | 1 | | | | |
| 49-686B | | BUSH, ELBOW JOINT | | | |
| 0305-49-686B | 2 | | | | |
| 49-720 | | REPAIR KIT | | | |
| FB05-49-720 | 1 | | | | |
| 1601 FC3***-907848 | | | | | |

4340 A BRAKE MASTER CYLINDER & POWER BRAKE
(TURBO)

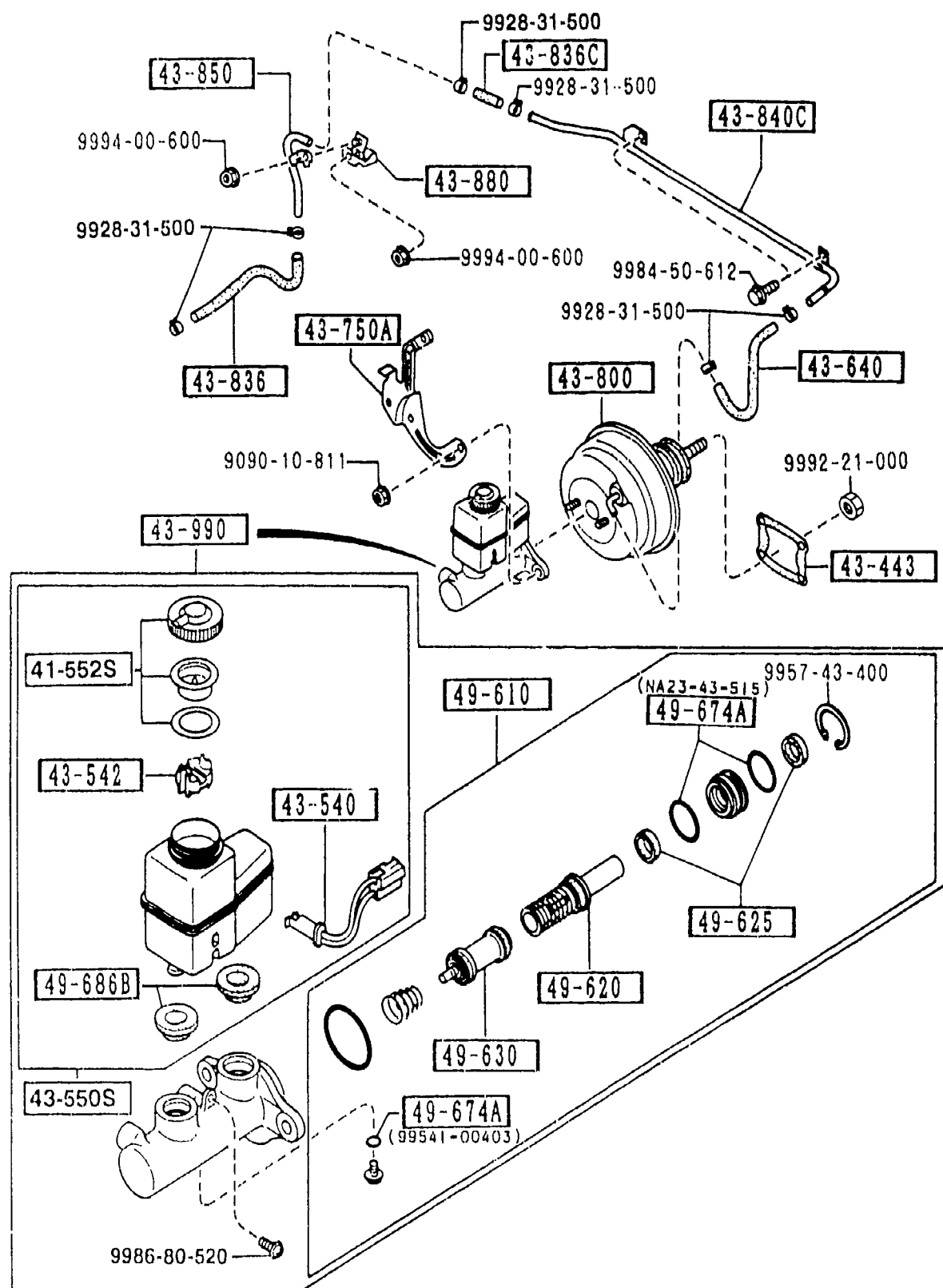


4340 A-1 BRAKE MASTER CYLINDER & POWER BRAKE
(TURBO)

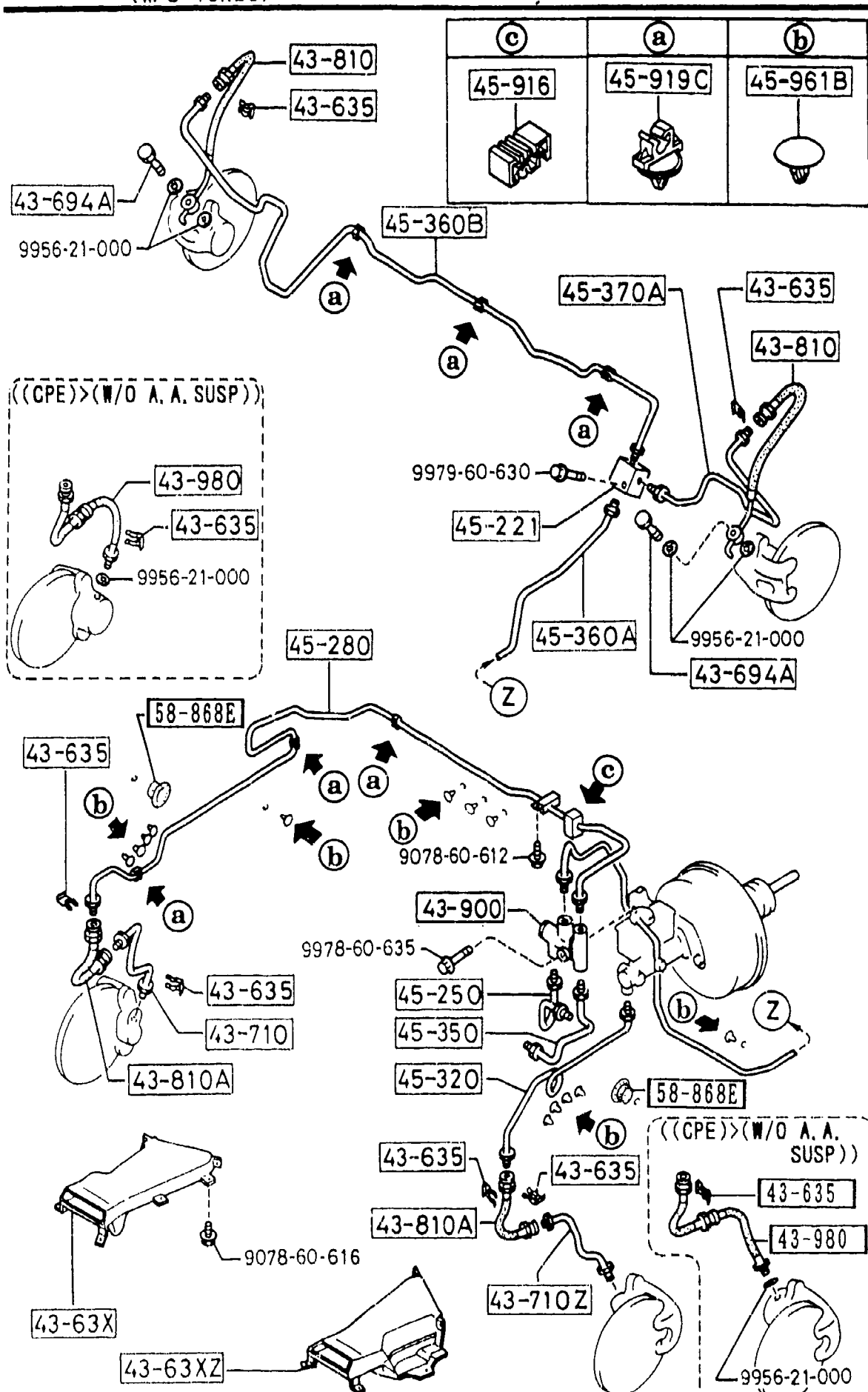
| PART NO. | QTY | MODEL/RESTRICTION | MODEL/RESTRICTION | MODEL/RESTRICTION | FROM-TO |
|-------------------------|-----|--|-------------------|-------------------|---------|
| 41-552S
H115-49-580A | 1 | CAP SET, RESERVE TANK | | | |
| 43-443
H001-43-443 | 1 | GASKET, VAC POWER ASSIST
NON ASBESTOS | | | |
| 43-540
F065-43-540 | 1 | INDICATOR, LEVEL | | | |
| 43-542
3597-43-542 | 1 | FLOAT | | | |
| 43-550S
F065-43-552A | 1 | TANK SET, RESERVE | | | |
| 43-640
FC18-43-640A | 1 | HOSE, VACUUM | | | |
| 43-750A
FC39-43-750C | 1 | HOLDER, P.B. VALVE | | | |
| 43-800
FC06-43-800A | 1 | VACUUM POWER ASSIST | | | |
| 43-836
FB44-43-836B | 1 | HOSE, VACUUM | | | |
| 43-836C
2192-43-835A | 1 | HOSE, VACUUM | | | |
| 43-840C
FC18-43-840 | 1 | PIPE, VACUUM | | | |
| 43-850
FB44-43-850B | 1 | PIPE, VACUUM | | | |
| 43-880
FB44-43-880B | 1 | BRACKET, VACUUM PIPE | | | |
| 43-990 | | CYL., TANDEM MASTER | | | |

4340 A BRAKE MASTER CYLINDER & POWER BRAKE
(TURBO)

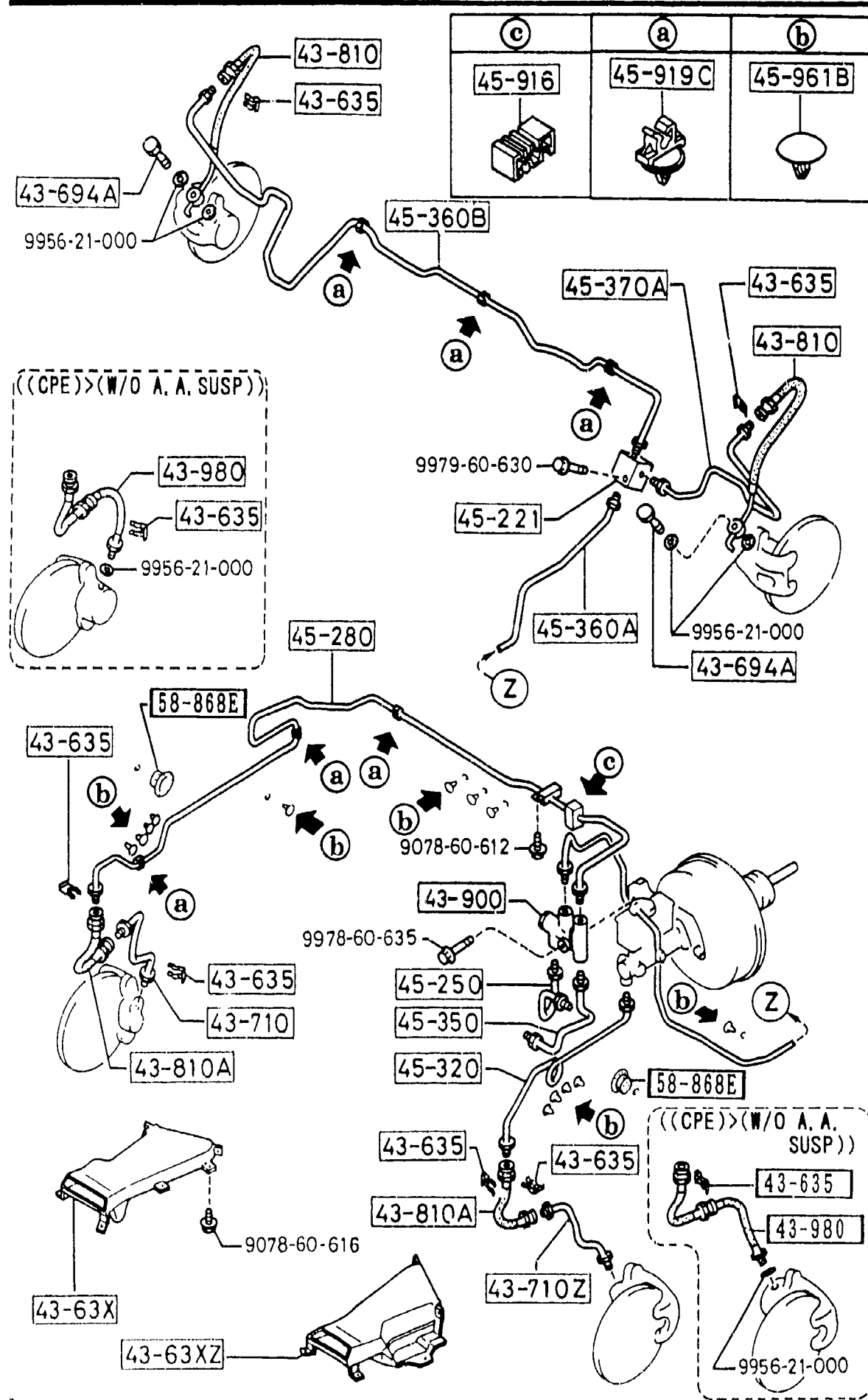
4340 A-2 * BRAKE MASTER CYLINDER & POWER BRAKE
(TURBO)



| PART NO. | QTY | MODEL/RESTRICTION | MODEL/RESTRICTION | MODEL/RESTRICTION | FROM-TO |
|-----------------------|-----|-----------------------|-------------------|-------------------|---------|
| CONT'D
FCY8-43-40Z | 1 | | | | |
| 49-610 | | PARTS KIT, INN.-BRAKE | | | |
| B4Y3-43-41Z | 1 | | | | |
| 49-620 | | PISTON, PRIMARY | | | |
| B533-43-62Z | 1 | | | | |
| 49-625 | | CUP, SECONDARY | | | |
| NA23-43-625 | 2 | | | | |
| 49-630 | | PISTON, FLOATING | | | |
| B533-43-63Z | 1 | | | | |
| 49-674A | | RING, 'O'-MASTER CYL. | | | |
| NA23-43-515 | 2 | SHINEI KOGYO | | | |
| 99541-00403 | 1 | | | | |
| 49-686B | | BUSH, ELBOW JOINT | | | |
| 0305-49-686B | 2 | | | | |

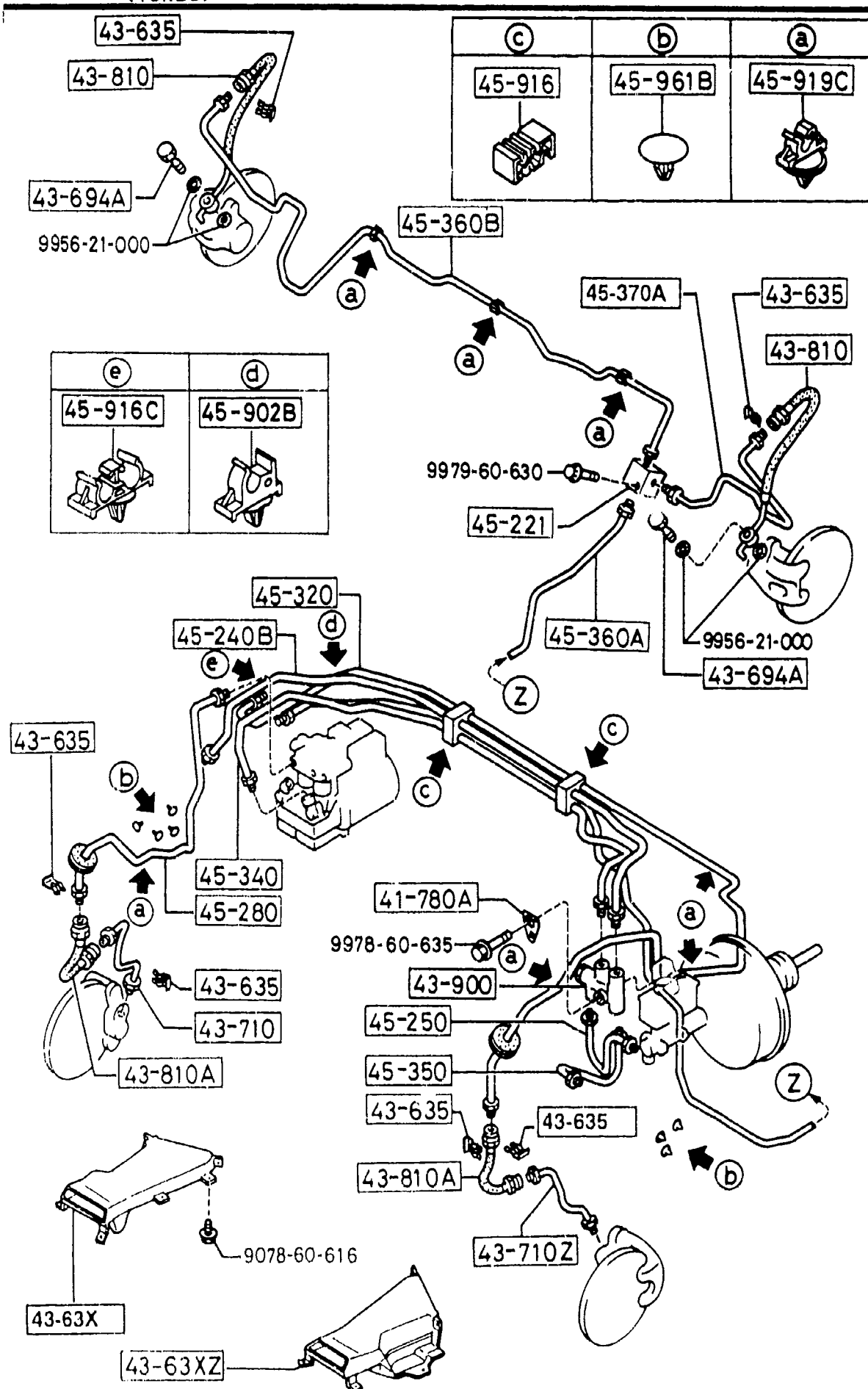


| PART NO. | QTY | MODEL/RESTRICTION | MODEL/RESTRICTION | MODEL/RESTRICTION | FROM-TO |
|-------------------------|-----|--|-------------------|-------------------|---------|
| 43-63X
FC01-43-63XA | 1 | DUCT(R),AIR-BRAKE PIPE | | | |
| 43-63XZ
FC01-43-64XA | 1 | DUCT(L),AIR-BRAKE PIPE | | | |
| 43-635
W023-43-635 | 6 | CLIP,FLEXIBLE HOSE | | | |
| 43-694A
B001-43-694A | 2 | BOLT,CONNECTOR | | | |
| 43-710
FB05-43-710B | 1 | PIPE(R),BRAKE-FRONT
(CONVERTIBLE)
((CPE))>(A.A.SUSP)) | | | |
| 43-710Z
FB05-43-720B | 1 | PIPE(L),BRAKE-FRONT
(CONVERTIBLE)
((CPE))>(A.A.SUSP)) | | | |
| 43-810
FB01-43-810B | 2 | HOSE,FLEXIBLE | | | |
| 43-810A
FB05-43-810 | 2 | HOSE NO.1,FLEXIBLE
(CONVERTIBLE)
((CPE))>(A.A.SUSP)) | | | |
| 43-900
FB10-43-900 | 1 | VALVE,DUAL PROPORTIONING | | | |
| 43-980
FB01-43-980 | 2 | HOSE,FLEXIBLE
((CPE))>(W/O A.A.SUSP)
)) | | | |
| 45-221
FB01-45-291A | 1 | JOINT,PIPE | | | |
| 45-250
FB01-43-360 | 1 | PIPE,BRAKE-FRT | | | |
| 45-280
FB01-45-280E | 1 | PIPE(R),BRAKE-FRONT | | | |



| PART NO. | QTY | MODEL/RESTRICTION | MODEL/RESTRICTION | MODEL/RESTRICTION | FROM-TO |
|--------------|-----|----------------------|-------------------|-------------------|---------|
| 45-320 | | PIPE(L), BRAKE-FRONT | | | |
| FB01-45-320 | 1 | | | | |
| 45-350 | | PIPE, BRAKE-REAR | | | |
| FB02-43-370 | 1 | | | | |
| 45-360A | | PIPE, BRAKE-REAR | | | |
| FB01-45-360C | 1 | | | | |
| 45-360B | | PIPE(R), REAR BRAKE | | | |
| FB01-45-380E | 1 | | | | |
| 45-370A | | PIPE(L), REAR BRAKE | | | |
| FB01-45-370D | 1 | | | | |
| 45-916 | | HOLDER, PIPE | | | |
| FB55-45-961B | 1 | | | | |
| 45-919C | | CLIP, PIPE | | | |
| G030-45-919 | 6 | | | | |
| 45-961B | | CAP | | | |
| *H002-45-961 | 13 | | | | |
| 58-868E | | PLUG, SERVICE COVER | | | |
| 0559-58-868 | 2 | | | | |

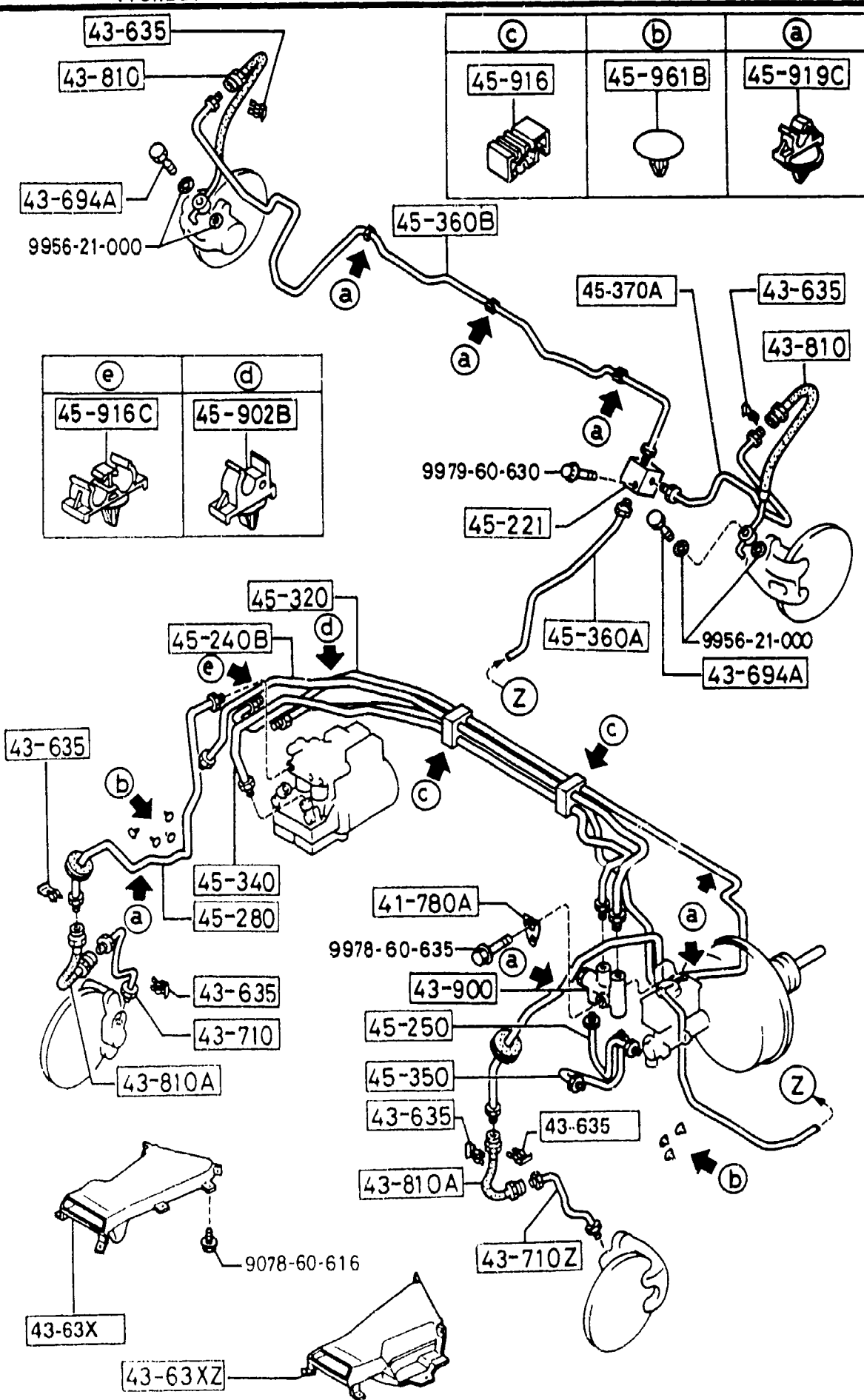
4360 A BRAKE PIPINGS (TURBO)



4360 A-1 BRAKE PIPINGS (TURBO)

| PART NO. | QTY | MODEL/RESTRICTION | MODEL/RESTRICTION | MODEL/RESTRICTION | FROM-TO |
|--------------|-----|---------------------------|-------------------|-------------------|---------|
| 41-780A | | BRACKET, P.B. VALVE | | | |
| FB44-41-780A | 1 | | | | |
| 43-63X | | DUCT(R), AIR-BRAKE PIPE | | | |
| FC01-43-63XA | 1 | | | | |
| 43-63XZ | | DUCT(L), AIR-BRAKE PIPE | | | |
| FC01-43-64XA | 1 | | | | |
| 43-635 | | CLIP, FLEXIBLE HOSE | | | |
| W023-43-635 | 6 | | | | |
| 43-694A | | BOLT, CONNECTOR | | | |
| B001-43-694A | 2 | | | | |
| 43-710 | | PIPE(R), BRAKE-FRONT | | | |
| FB05-43-710B | 1 | | | | |
| 43-710Z | | PIPE(L), BRAKE-FRONT | | | |
| FB05-43-720B | 1 | | | | |
| 43-810 | | HOSE, FLEXIBLE | | | |
| FB01-43-810B | 2 | | | | |
| 43-810A | | HOSE NO.1, FLEXIBLE | | | |
| FB05-43-810 | 2 | | | | |
| 43-900 | | VALVE, DUAL PROPORTIONING | | | |
| FB10-43-900 | 1 | | | | |
| 45-221 | | JOINT, PIPE | | | |
| FB01-45-291A | 1 | | | | |
| 45-240B | | PIPE, BRAKE-FRT | | | |
| FC49-45-330C | 1 | | | | |
| 45-250 | | PIPE, BRAKE-FRT | | | |
| FC06-43-360B | 1 | | | | |
| 45-280 | | PIPE(R), BRAKE-FRONT | | | |
| FB55-45-280F | 1 | | | | |

4360 A BRAKE PIPINGS
(TURBO)

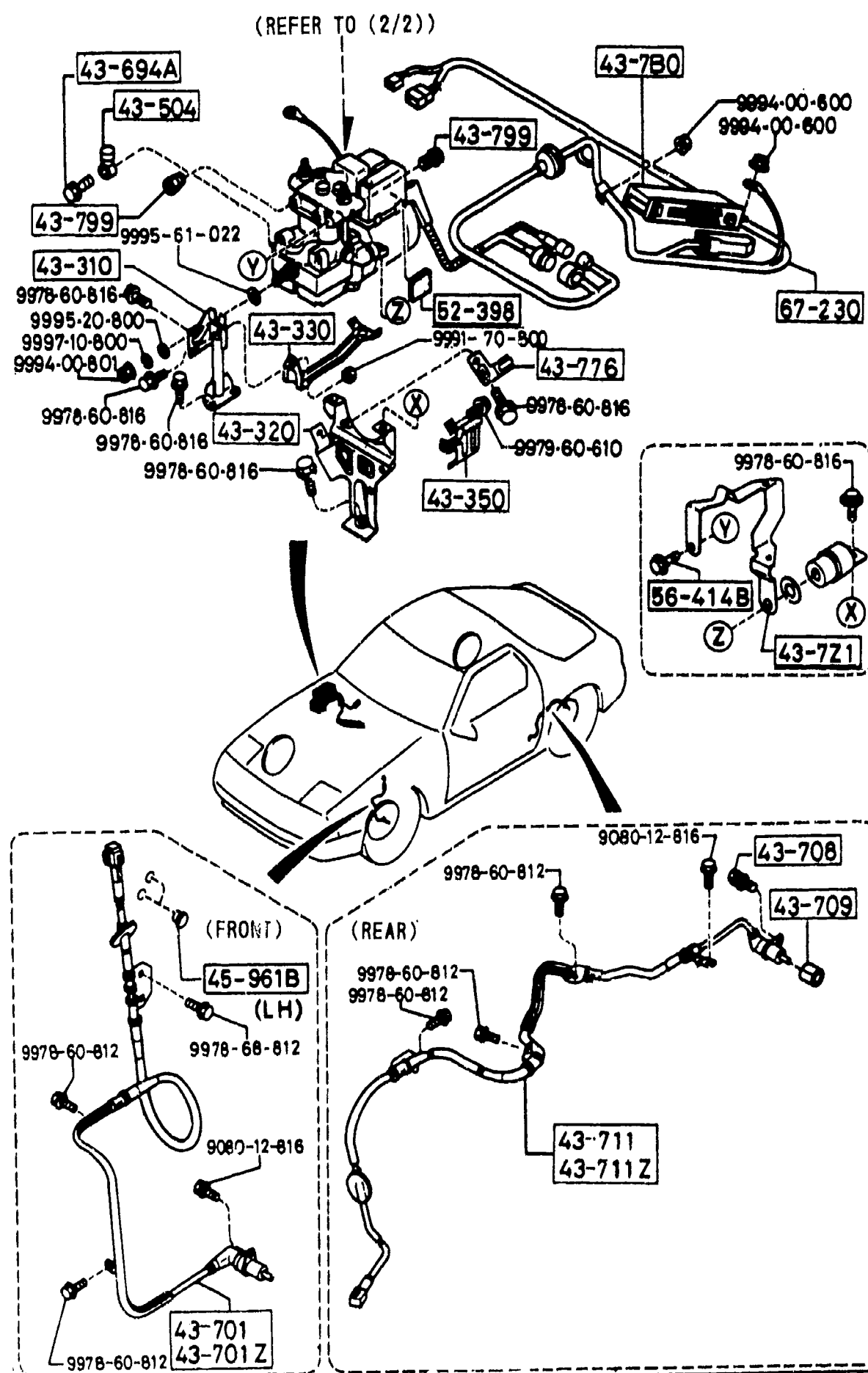


4360 A-2 * BRAKE PIPINGS
(TURBO)

| PART NO. | QTY | MODEL/RESTRICTION | MODEL/RESTRICTION | MODEL/RESTRICTION | FROM-TO |
|-------------------------|-----|---------------------|-------------------|-------------------|---------|
| 45-320
FB55-45-320H | 1 | PIPE(L),BRAKE-FRONT | | | |
| 45-340
FC49-45-340B | 1 | PIPE,BRAKE-REAR | | | |
| 45-350
FC06-43-370 | 1 | PIPE,BRAKE-REAR | | | |
| 45-360A
FB55-45-360C | 1 | PIPE,BRAKE-REAR | | | |
| 45-360B
FB01-45-380E | 1 | PIPE(R),REAR BRAKE | | | |
| 45-370A
FB01-45-370D | 1 | PIPE(L),REAR BRAKE | | | |
| 45-902B
UA01-45-902 | 1 | CLIP | | | |
| 45-916
FB55-45-961B | 2 | HOLDER,PIPE | | | |
| 45-916C
FB55-45-951 | 1 | HOLDER,PIPE | | | |
| 45-919C
G030-45-919 | 7 | CLIP,PIPE | | | |
| 45-961B
H002-45-961 | 7 | CAP | | | |

(THIS ILLUSTRATION CONSISTS OF 2 PAGES)

(THIS ILLUSTRATION CONSISTS OF 2 PAGES)

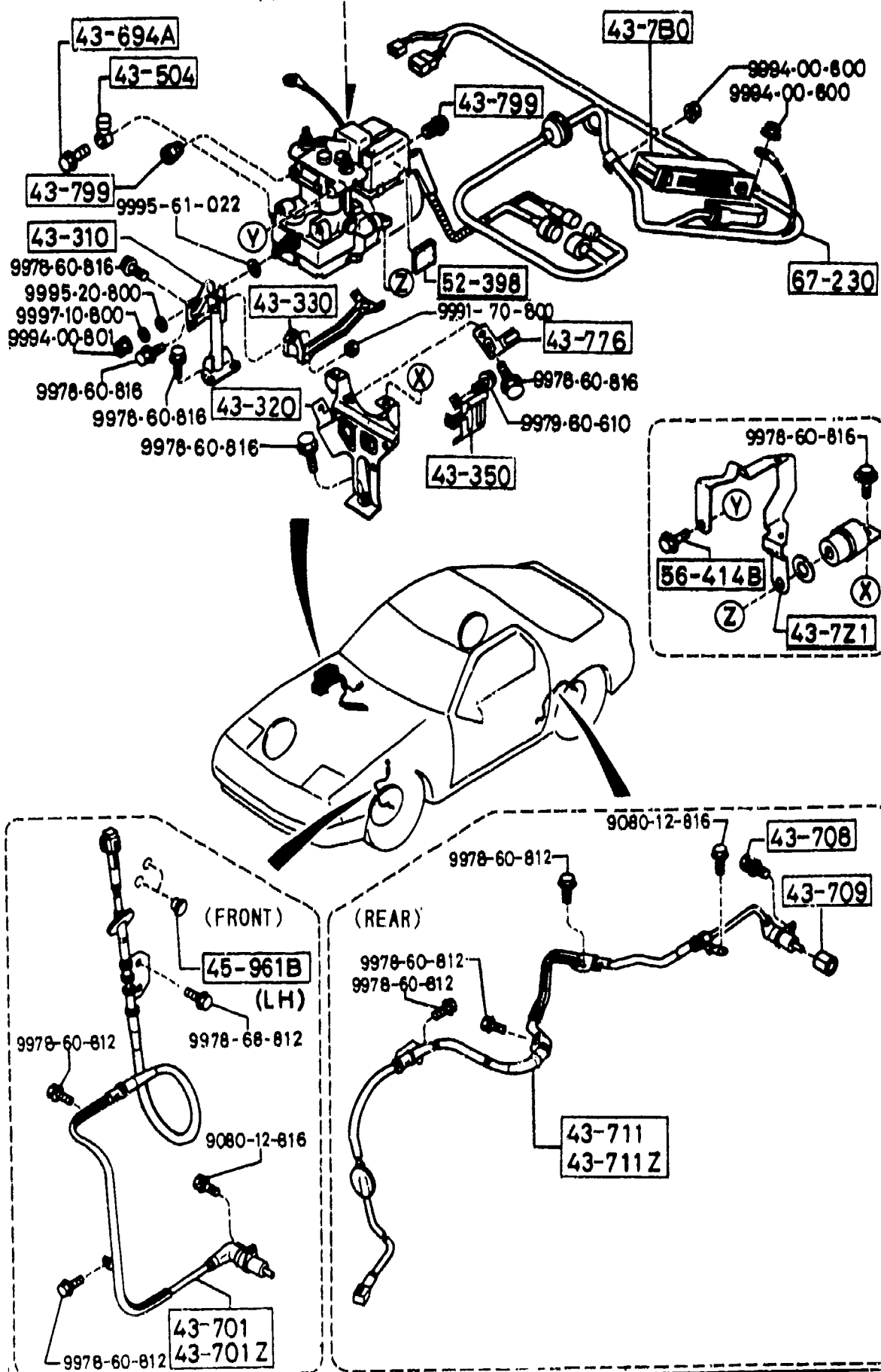


AUFA03

(CONT'D) AUFA03

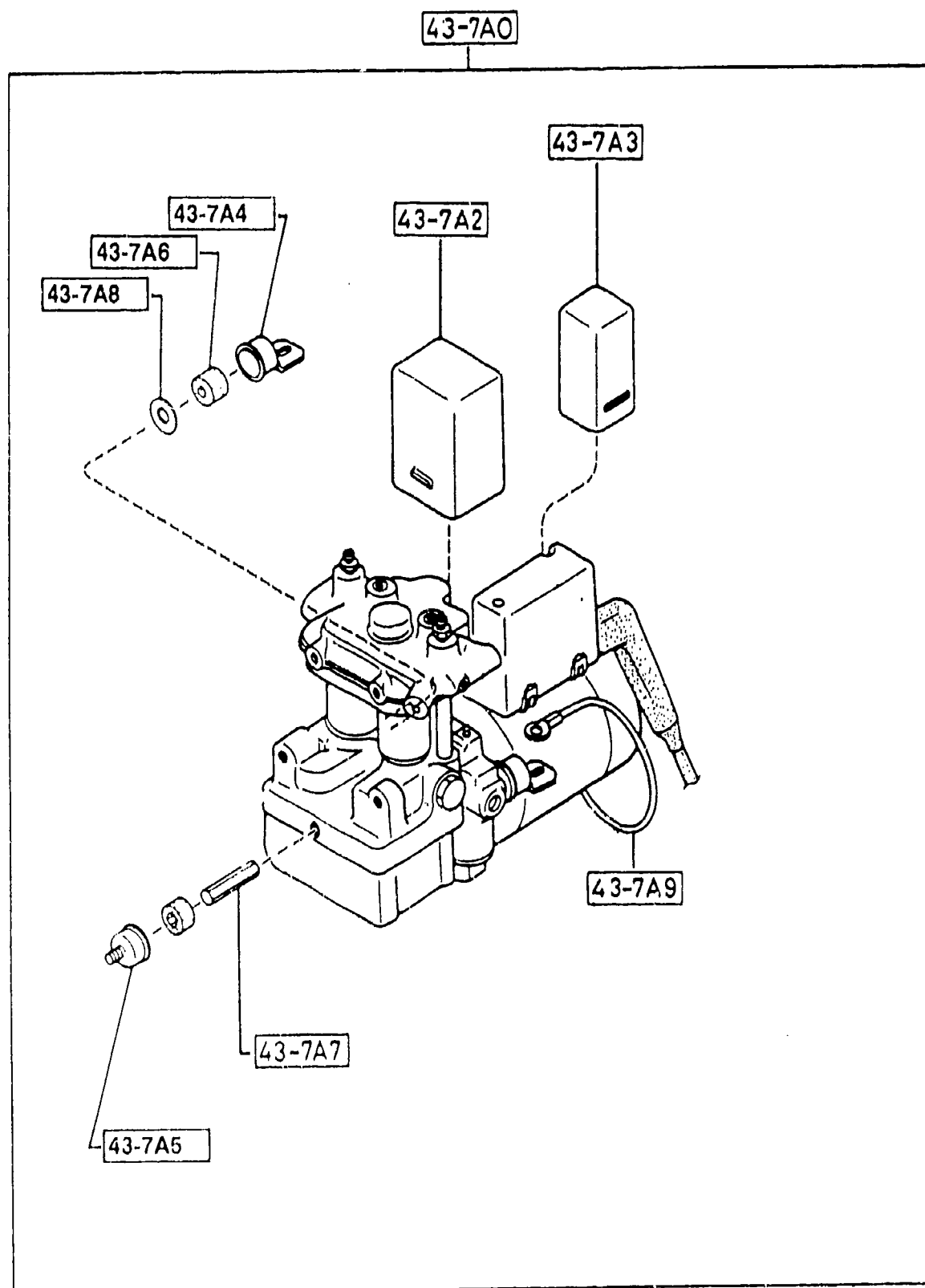
(THIS ILLUSTRATION CONSISTS OF 2 PAGES)

(REFER TO (2/2))



| PART NO. | QTY | MODEL/RESTRICTION | MODEL/RESTRICTION | MODEL/RESTRICTION | FROM-TO |
|-------------------------|-----|---------------------------|-------------------|-------------------|---------|
| 43-310
FB55-43-310D | 1 | BRACKET NO 1,A.B.S. | | | |
| 43-320
FB55-43-320D | 1 | BRACKET NO 2,A.B.S. | | | |
| 43-330
FB55-43-330C | 1 | BRACKET NO.5,A.B.S. | | | |
| 43-350
FB55-43-350A | 1 | INSULATOR, HYDRAULIC UNIT | | | |
| 43-504
W023-43-504 | 2 | JOINT, PIPE | | | |
| 43-694A
B001-43-694A | 2 | BOLT, CONNECTOR | | | |
| 43-7A0
F048-43-7A0J | 1 | HYDRAULIC UNIT, A B S | | | |
| 43-7A2
F048-43-7A2 | 1 | RELAY, MOTOR-HYD. UNIT | | | |
| 43-7A3
F048-43-7A3 | 1 | RELAY, VALVE-HYD. UNIT | | | |
| 43-7A4
F048-43-7A4B | 1 | COVER 'L', HYDRAULIC UNIT | | | |
| 43-7A5
F048-43-7A5 | 1 | COVER 'I', HYDRAULIC UNIT | | | |
| 43-7A6
F048-43-7A6 | 1 | RUBBER, MOUNT-HYD. UNIT | | | |
| 43-7A7
F048-43-7A7 | 1 | STUD, HEX-HYD. UNIT | | | |
| 43-7A8
F048-43-7A8 | 1 | WASHER, HYD. UNIT | | | |

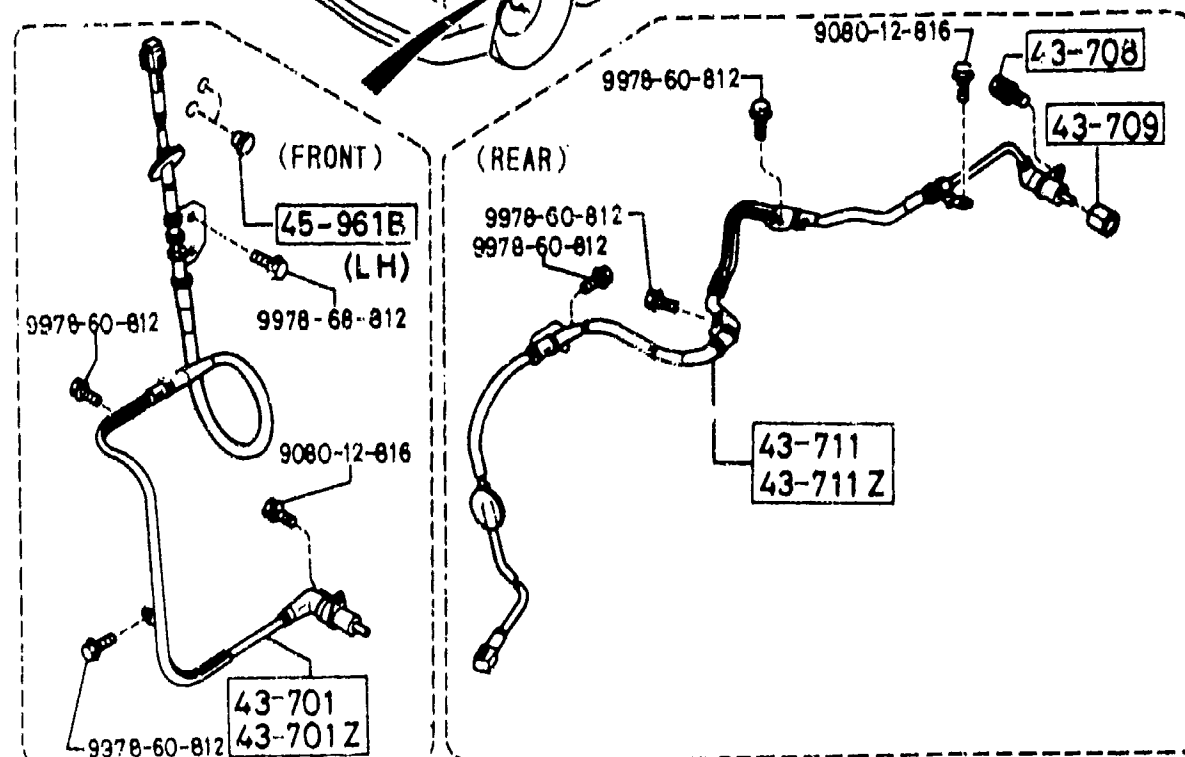
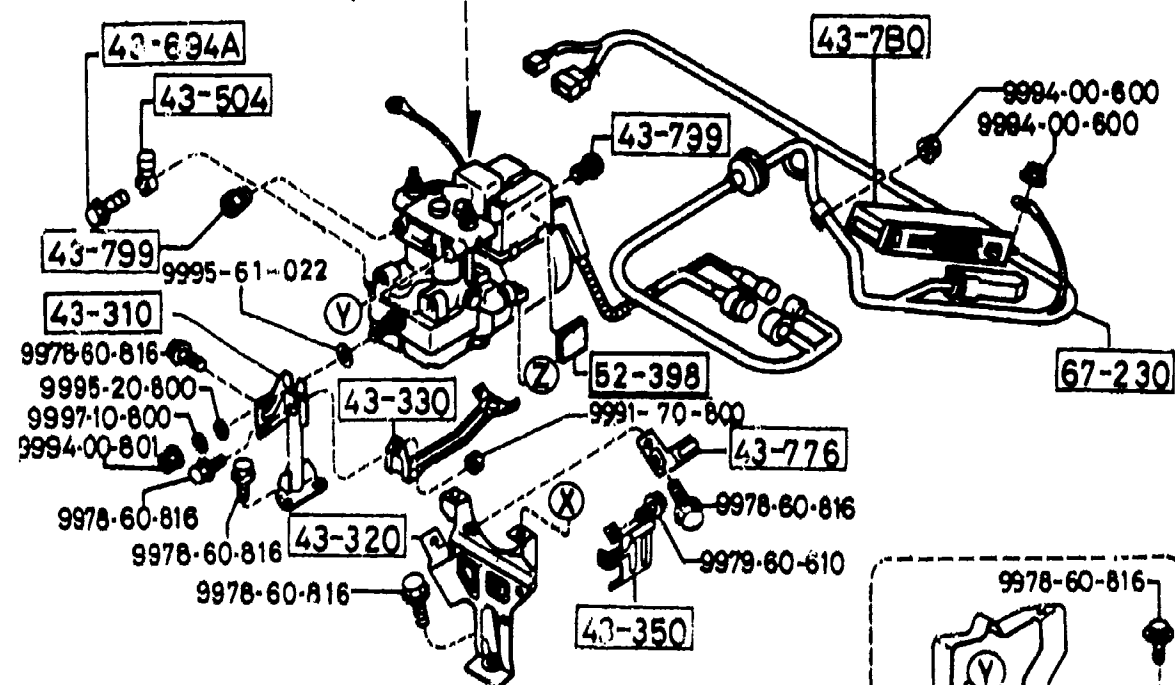
(THIS ILLUSTRATION CONSISTS OF 2 PAGES)



| PART NO. | QTY | MODEL/RESTRICTION | MODEL/RESTRICTION | MODEL/RESTRICTION | FROM-TO |
|--------------|-----|----------------------------|-------------------|-------------------|---------|
| 43-7A9 | | WIRE, EARTH-HYD. UNIT | | | |
| F048-43-7A9A | 1 | | | | |
| 43-7B0 | | ELECTRIC UNIT, A.B.S. | | | |
| F048-43-7B0B | 1 | | | | |
| 43-7Z1 | | BRACKET, PIPE HOLDER | | | |
| FB55-43-7Z1A | 1 | | | | |
| 43-701 | | SENSOR(R), FRT-A.B.S. | | | |
| F051-43-70XB | 1 | | | | |
| 43-701Z | | SENSOR(L), FRT-A.B.S. | | | |
| F051-43-73XB | 1 | | | | |
| 43-708 | | BOLT, REAR SENSOR | | | |
| F051-43-708A | 2 | | | | |
| 43-709 | | SLEEVE, GUIDE-CONTROL HUB | | | |
| F051-43-709 | 2 | | | | |
| 43-711 | | SENSOR(R), RR A.B.S. | | | |
| F051-43-71YC | 1 | | | | |
| 43-711Z | | SENSOR(L), RR-A.B.S. | | | |
| F051-43-72YC | 1 | | | | |
| 43-776 | | CLIP, ANTILOCK BRAKE SYS. | | | |
| F048-43-776C | 1 | | | | |
| 43-799 | | JOINT, FLARE | | | |
| FB55-43-799 | 2 | | | | |
| 45-961B | | CAP | | | |
| H002-45-961 | 2 | | | | |
| 52-398 | | PAD, TANK PROTECTOR | | | |
| 0866-52-398A | 1 | | | | |
| 56-414B | | BOLT, INSULATOR, FRT H EAT | | | |
| FB01-56-414 | 1 | | | | |

(THIS ILLUSTRATION CONSISTS OF 2 PAGES)

(REFER TO (2/2))



AUFA03

(CONT'D)

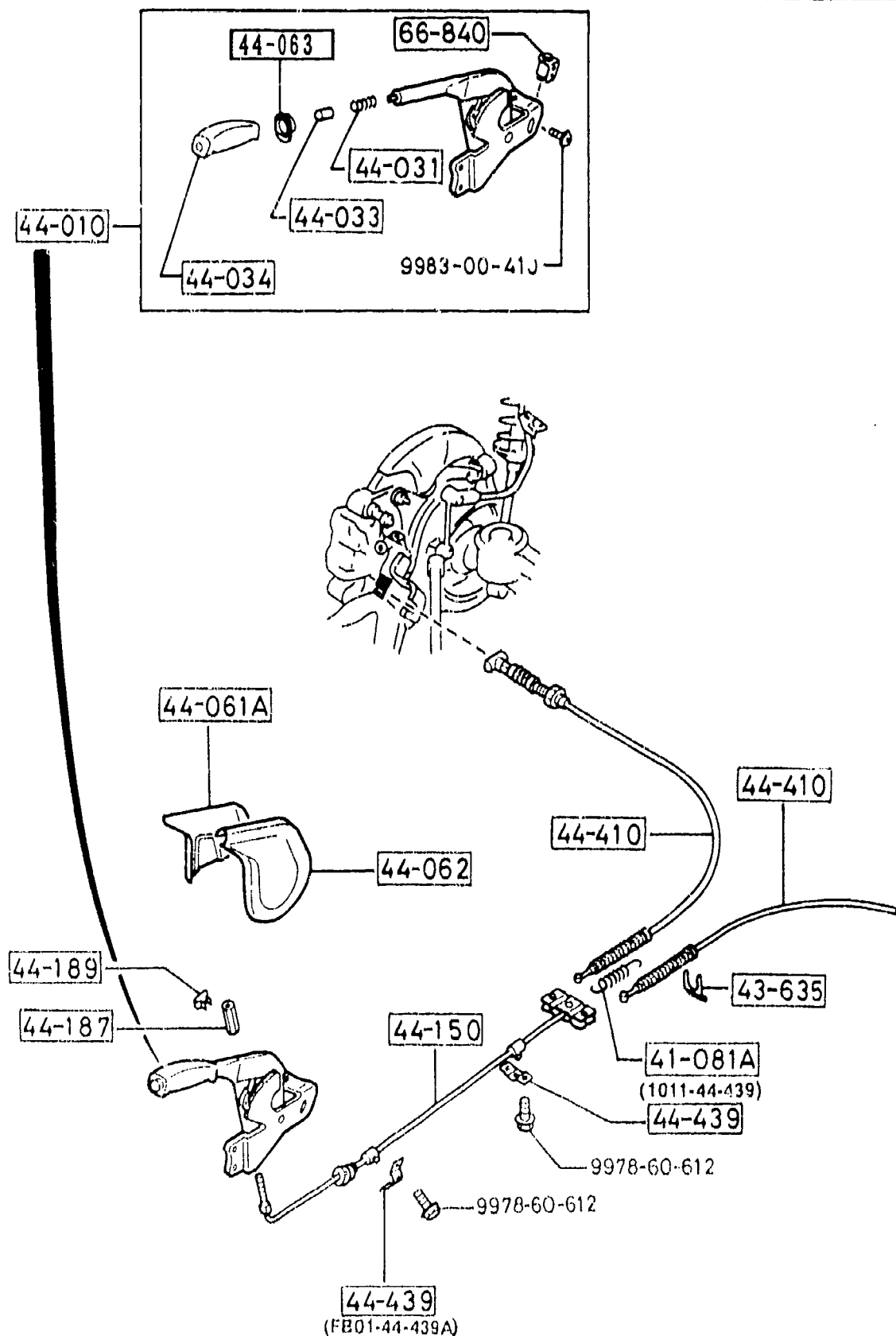
| PART NO. | QTY | MODEL/RESTRICTION | MODEL/RESTRICTION | MODEL/RESTRICTION | FROM-TO |
|---|-----|----------------------------|-------------------|-------------------|---------|
| <div style="border: 1px solid black; padding: 2px; display: inline-block;"> 67-230 </div>
FB55-67-230E | 1 | WIRING, ANTILOCK BRAKE SYS | | | |

CAT. AUFA03-07

1993-12

4400 PARKING BRAKE SYSTEM

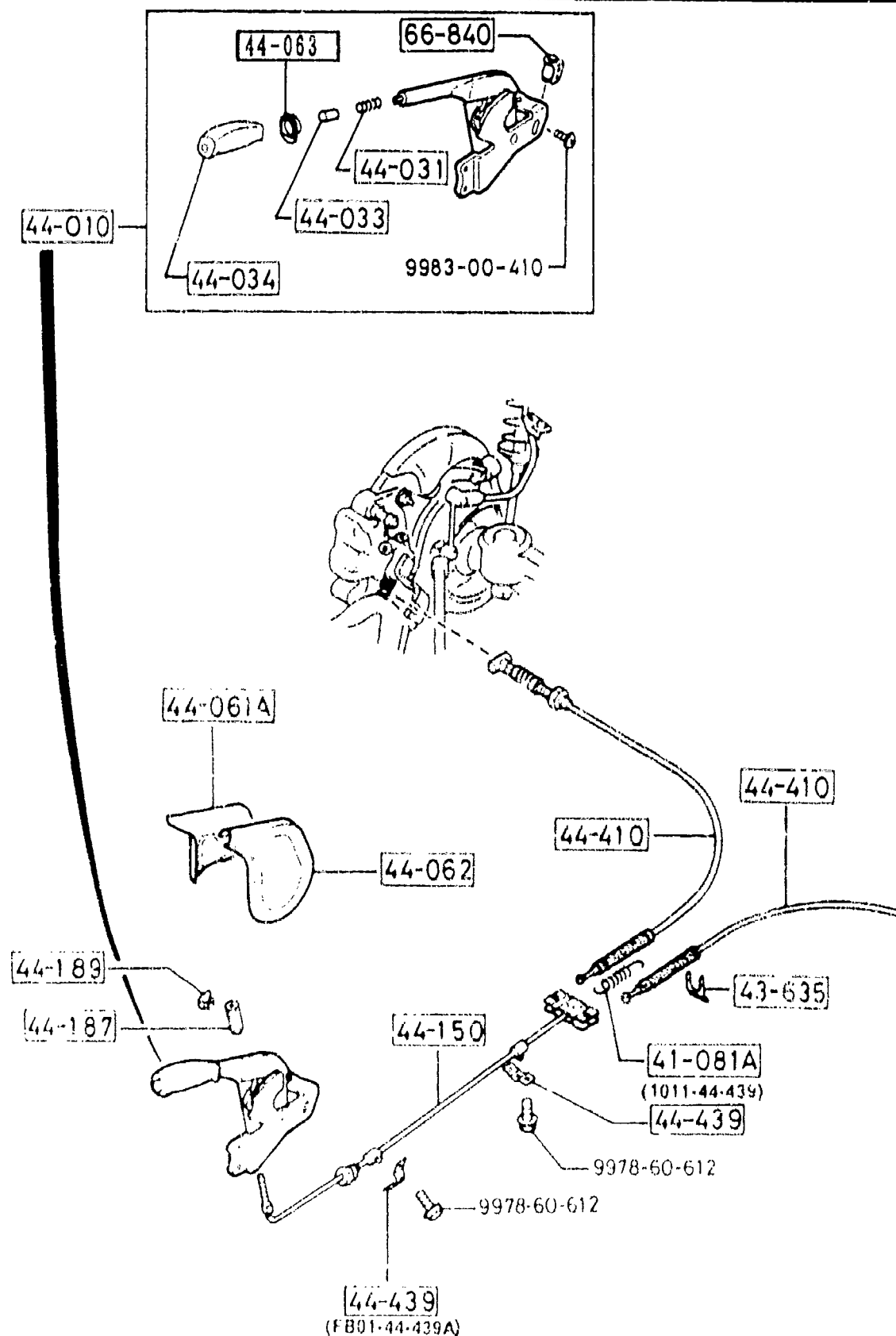
4400 -1 PARKING BRAKE SYSTEM



| PART NO. | QTY | MODEL/RESTRICTION | MODEL/RESTRICTION | MODEL/RESTRICTION | FROM-TO |
|------------------|-----|-----------------------|-------------------|-------------------|---------|
| 41-081A | | SPRING, RETURN | | | |
| 0613-41-308 | 1 | | | | |
| 43-635 | | CLIP, FLEXIBLE HOSE | | | |
| W023-43-635 | 2 | | | | |
| 44-010 | | LEVER, PARKING BRAKE | | | |
| FC01-44-010A | 1 | | | | |
| 44-031 | | SPRING, PARKING REVER | | | |
| G030-44-031 | 1 | | | | |
| 44-033 | | BUTTON, RELEASE | | | |
| FB01-44-033 | 1 | | | | |
| 44-034 | | CAP, PARK BRAKE LEVER | | | |
| FC01-44-034A | 1 | | | | |
| 44-061A | | COVER | | | |
| FB01-44-061B | 1 | | | | |
| 44-062 | | COVER | | | |
| FB01-44-062A | 1 | | | | |
| 44-063 | | SPACER | | | |
| FC01-44-063 | 1 | | | | |
| AN(FC01-44-063A) | | | | | |
| FC01-44-063A | 1 | | | | |
| 44-150 | | CABLE, PARKING-FRT | | | |
| FB01-44-150B | 1 | | | | |
| 44-187 | | SCREW, ADJUST | | | |
| 0866-44-187A | 1 | | | | |
| 44-189 | | CLIP | | | |
| 0866-44-189 | 1 | | | | |
| 44-410 | | CABLE(R), R.-PARK. | | | |
| FB01-44-410E | 2 | | | | |

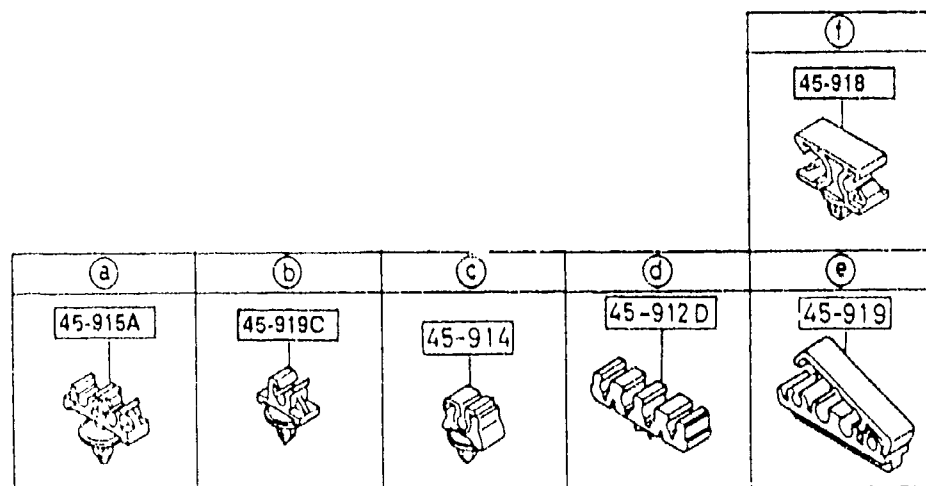
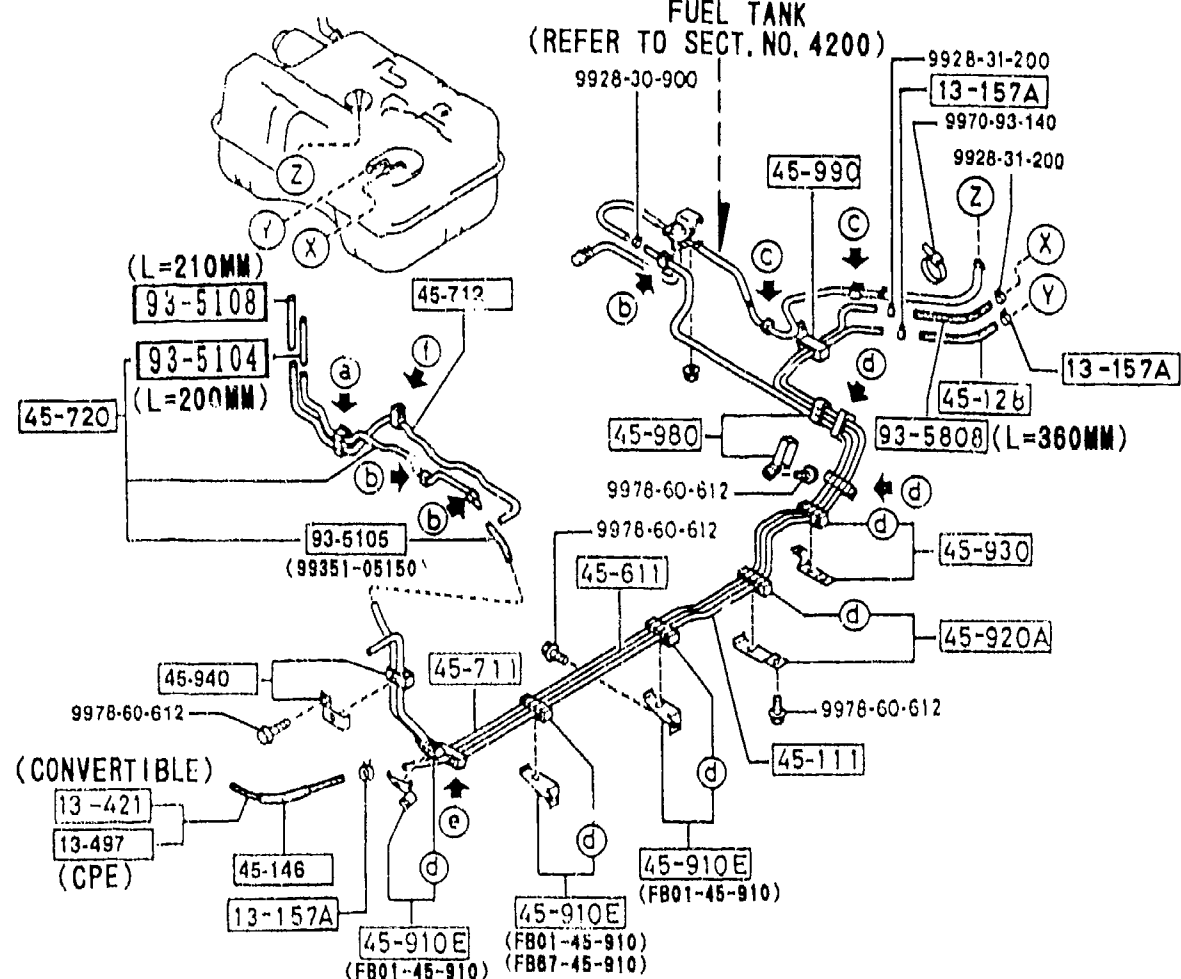
0A01 FC3***-902450

4400 PARKING BRAKE SYSTEM

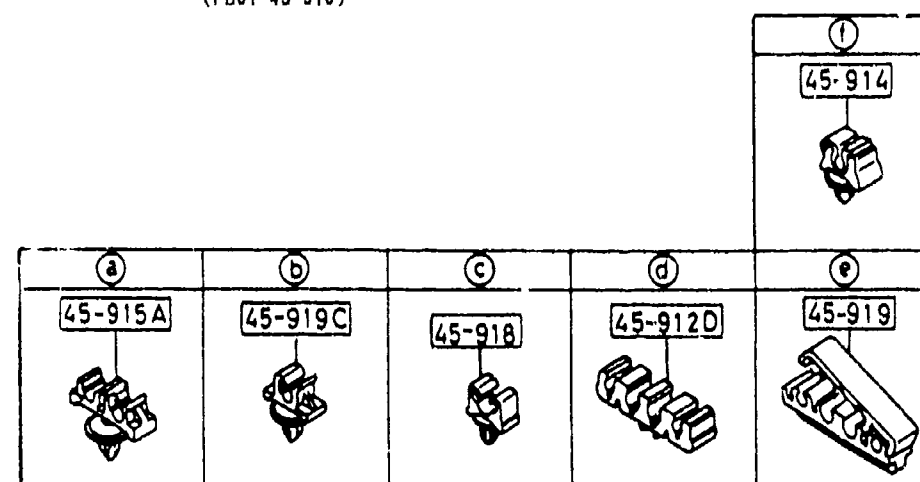
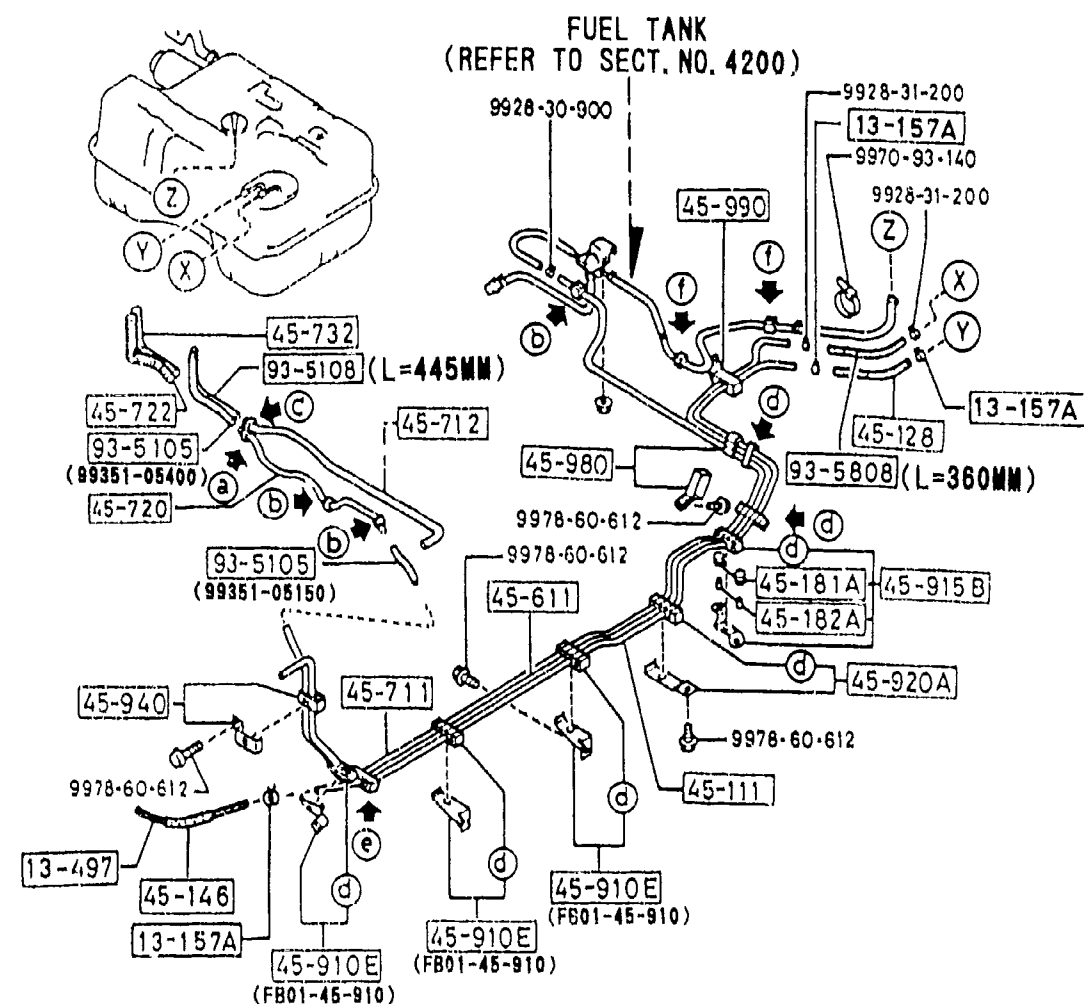


4400 -2 * PARKING BRAKE SYSTEM

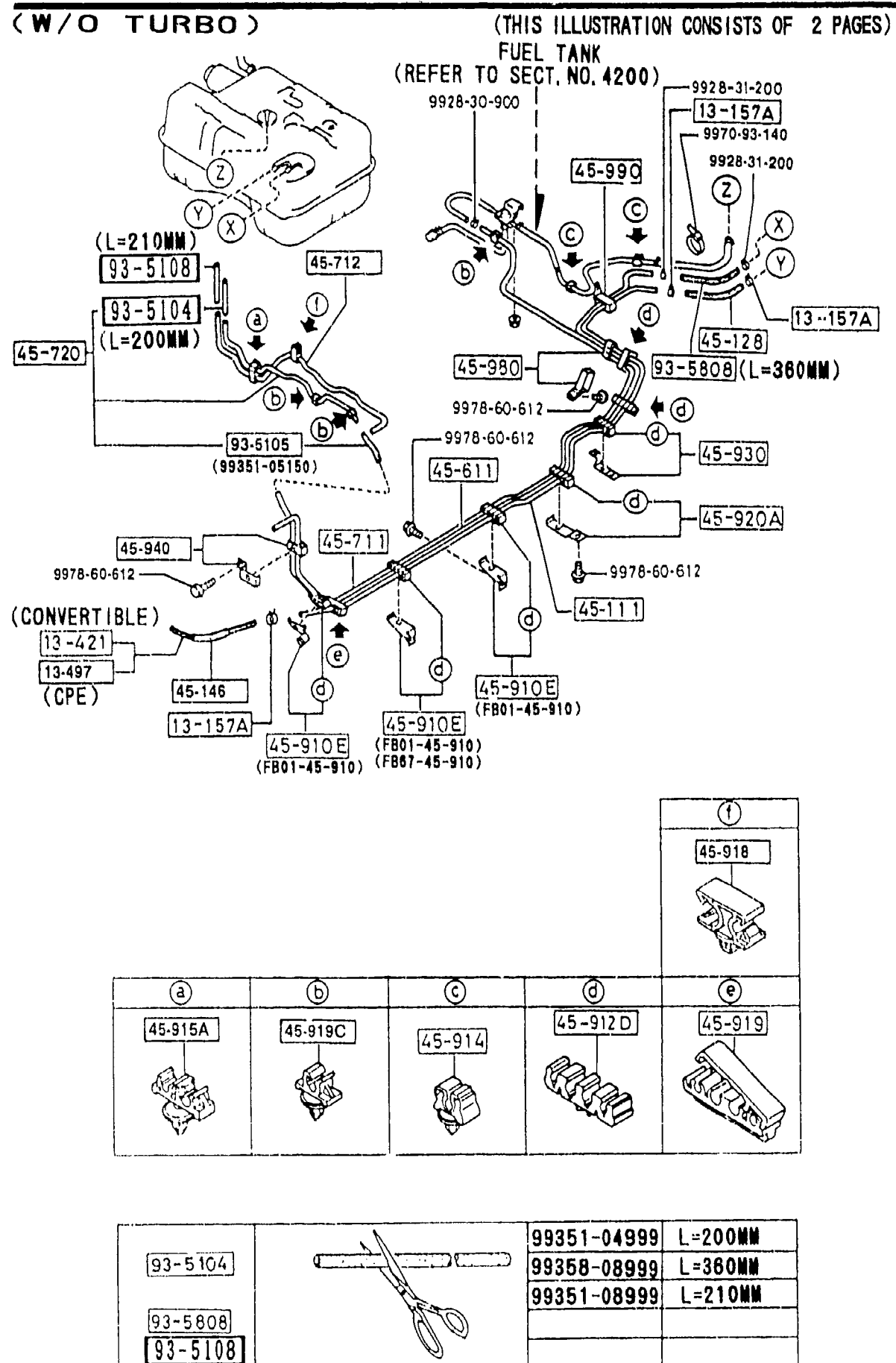
| PART NO. | QTY | MODEL/RESTRICTION | MODEL/RESTRICTION | MODEL/RESTRICTION | FROM-TO |
|--------------|-----|----------------------|-------------------|-------------------|---------|
| 44-439 | | CLIP, CABLE | | | |
| FB01-44-439A | 1 | | | | |
| 1011-44-439 | 1 | | | | |
| 66-840 | | SWITCH, PARKING LAMP | | | |
| GJ21-66-450A | 1 | | | | |



| | | | |
|---------|--|-------------|---------|
| 93-5104 | | 99351-04999 | L=200MM |
| 93-5808 | | 99358-08999 | L=360MM |
| 93-5108 | | 99351-08999 | L=210MM |
| | | | |



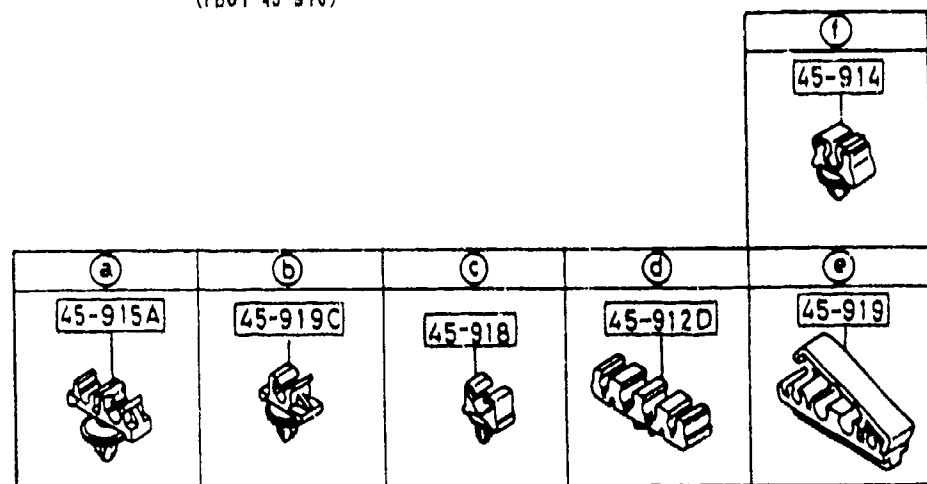
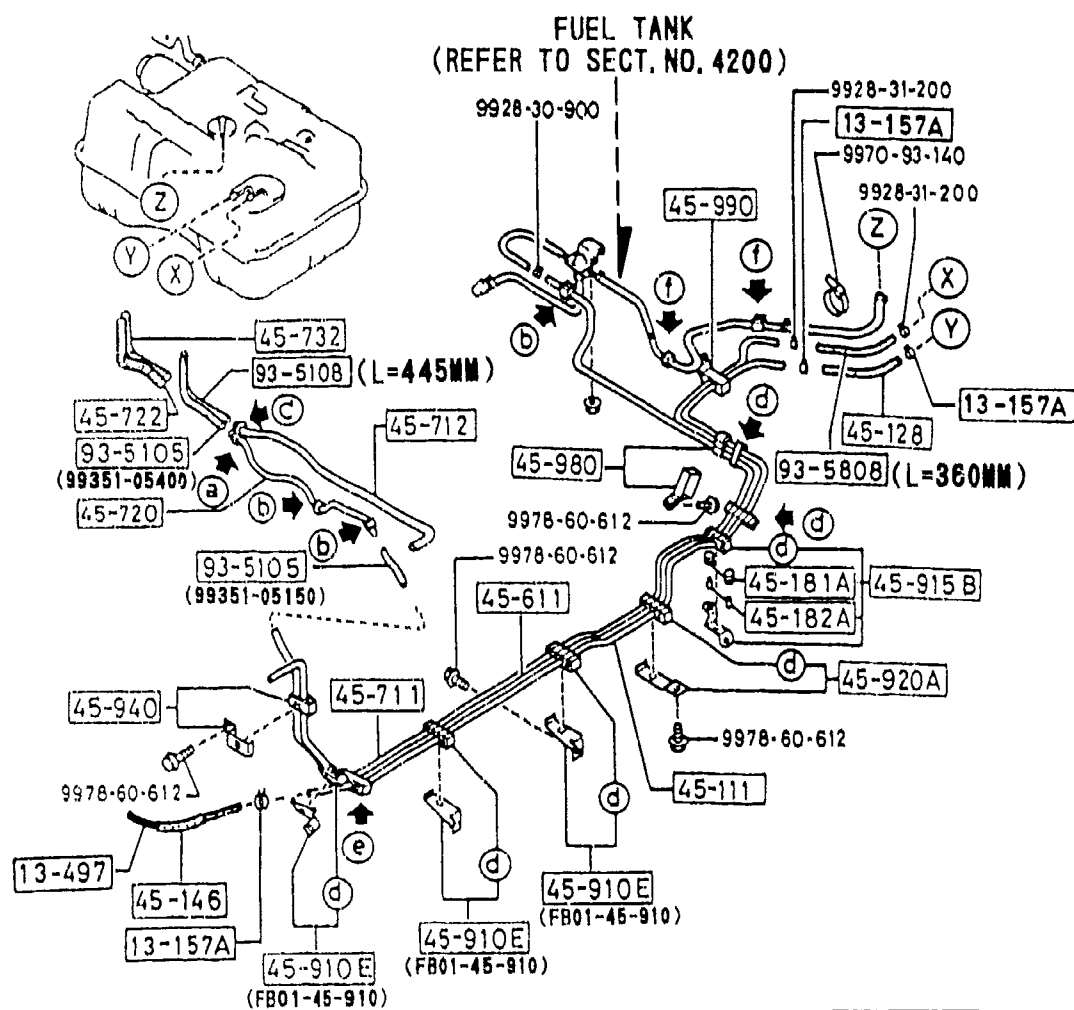
| | | | |
|---------|--|-------------|---------|
| 93-5108 | | 99351-08999 | L=445MM |
| 93-5808 | | 99358-08999 | L=360MM |
| | | | |
| | | | |



| PART NO. | QTY | MODEL/RESTRICTION | MODEL/RESTRICTION | MODEL/RESTRICTION | FROM-TO |
|-------------------------------|-----|-----------------------------|-------------------|-------------------|---------|
| +-----+
13-157A
+-----+ | | CLIP | | | |
| 8574-13-157 | 3 | | | | |
| +-----+
13-421
+-----+ | | HOSE, FUEL MAIN | | | |
| B630-13-496 | 1 | (CONVERTIBLE) | | | |
| +-----+
13-497
+-----+ | | HOSE, FUEL | | | |
| E5A1-13-497A | 1 | (CPE) | | | |
| +-----+
45-111
+-----+ | | PIPE, FUEL-MAIN | | | |
| FB01-45-111C | 1 | (CPE) | | | |
| FB70-45-111 | 1 | (CONVERTIBLE) | | | |
| +-----+
45-128
+-----+ | | HOSE, FUEL MAIN | | | |
| 99359-0826P | 1 | | | | |
| +-----+
45-146
+-----+ | | PROTECTOR, FUEL HOSE | | | |
| FB55-45-146 | 1 | (CPE) | | | |
| 8116-45-146 | 1 | (CONVERTIBLE) | | | |
| +-----+
45-181A
+-----+ | | RUBBER, MOUNT | | | |
| FA23-45-181 | 2 | (TURBO) | | | |
| +-----+
45-182A
+-----+ | | SPACER | | | |
| FA23-45-182 | 2 | (TURBO) | | | |
| +-----+
45-611
+-----+ | | PIPE, FUEL-RETURN | | | |
| FB01-45-611E | 1 | | | | |
| +-----+
45-711
+-----+ | | PIPE, EVAPORATION | | | |
| FB01-45-711B | 1 | | | | |
| +-----+
45-712
+-----+ | | PIPE, EVAPORATOR | | | |
| FB01-45-712D | 1 | (W/O TURBO) | | | |
| FB55-45-731 | 1 | (TURBO) | | | |
| +-----+
45-720
+-----+ | | PIPE, EVAPORATION-FRO
NT | | | |
| FC01-45-720 | 1 | (W/O TURBO) | | | |
| FB55-45-721 | 1 | (TURBO) | | | |

(TURBO)

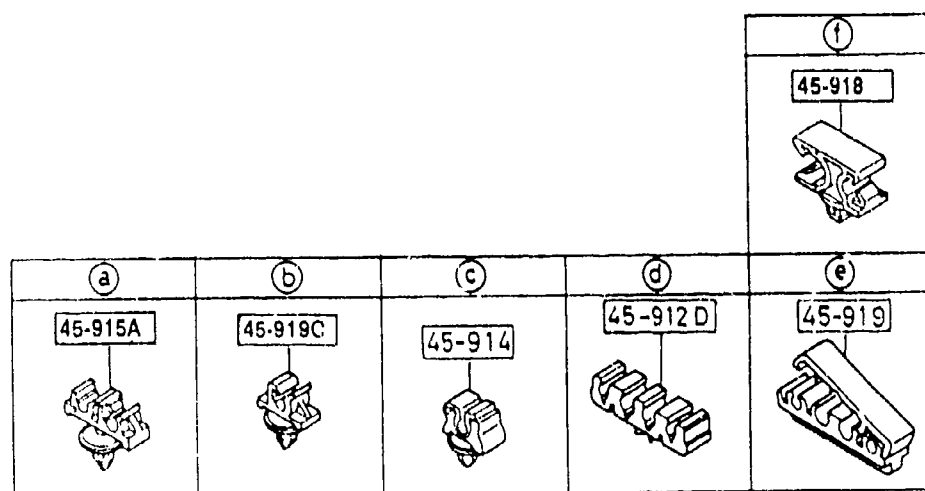
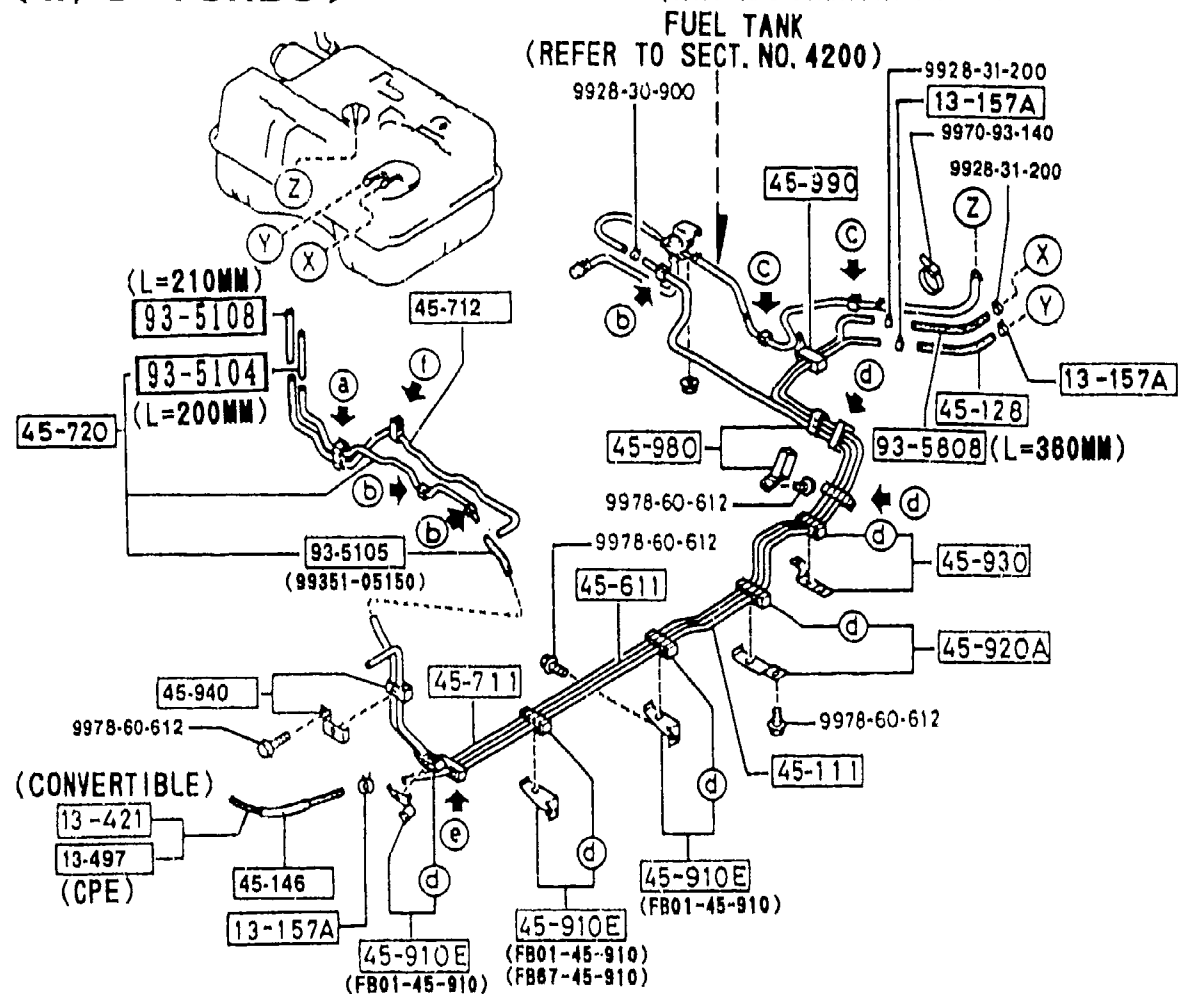
(THIS ILLUSTRATION CONSISTS OF 2 PAGES)




| | | | |
|---------|--|-------------|---------|
| 93-5108 | | 99351-08999 | L=445MM |
| 93-5808 | | 99358-08999 | L=360MM |
| | | | |
| | | | |

| PART NO. | QTY | MODEL/RESTRICTION | MODEL/RESTRICTION | MODEL/RESTRICTION | FROM-TO |
|--------------|-----|------------------------------------|-------------------|-------------------|---------|
| 45-722 | 1 | PROTECTOR, EVAPO HOSE -FRT (TURBO) | | | |
| FB55-45-722A | 1 | | | | |
| 45-732 | 1 | PROTECTOR, EVAPO HOSE (TURBO) | | | |
| FB55-45-732A | 1 | | | | |
| 45-910E | 2 | HOLDER, PIPE (CONVERTIBLE) | | | |
| FB01-45-910 | 3 | (CPE) | | | |
| FB67-45-910 | 1 | (CONVERTIBLE) | | | |
| 45-912D | 7 | HOLDER 'A' | | | |
| FB01-45-912 | 7 | | | | |
| 45-914 | 2 | HOLDER, PIPE NIFUKO | | | |
| FB01-45-914 | 2 | | | | |
| 45-915A | 1 | HOLDER, PIPE | | | |
| G037-45-913 | 1 | | | | |
| 45-915B | 1 | HOLDER, PIPE | | | |
| F048-45-930 | 1 | (TURBO) | | | |
| 45-918 | 1 | CLIP, FUEL PIPE (TURBO) | | | |
| B075-45-918 | 1 | (TURBO) | | | |
| B180-45-918 | 1 | (W/O TURBO) | | | |
| 45-919 | 1 | CLIP, PIPE | | | |
| FB01-45-919 | 1 | | | | |
| 45-919C | 3 | CLIP, PIPE | | | |
| *G030-45-919 | 3 | | | | |
| 45-920A | 1 | HOLDER 'B', PIPE | | | |
| FB01-45-920 | 1 | | | | |
| 45-930 | 1 | HOLDER 'C', PIPE (W/O TURBO) | | | |
| FB01-45-930 | 1 | | | | |

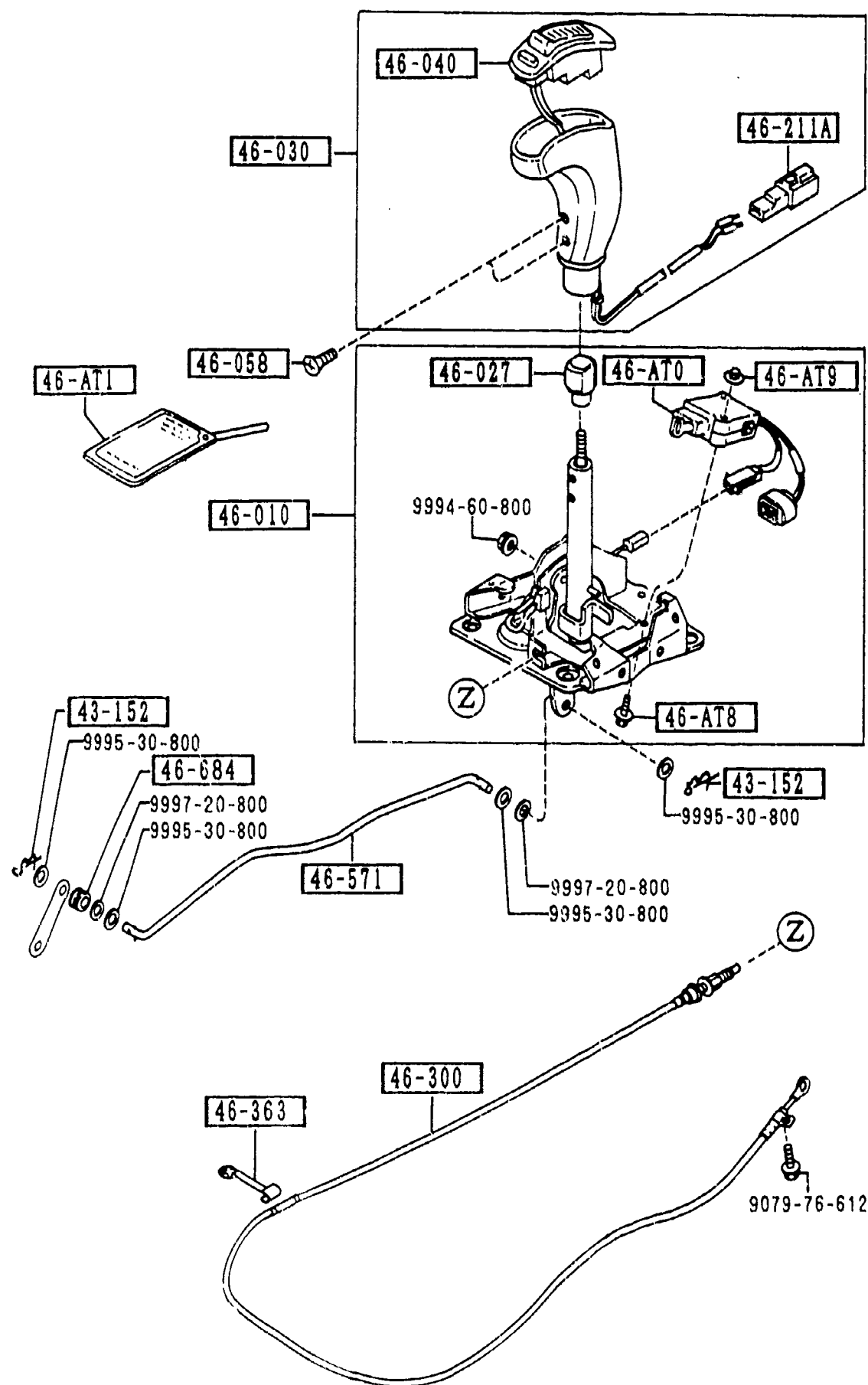
(THIS ILLUSTRATION CONSISTS OF 2 PAGES)



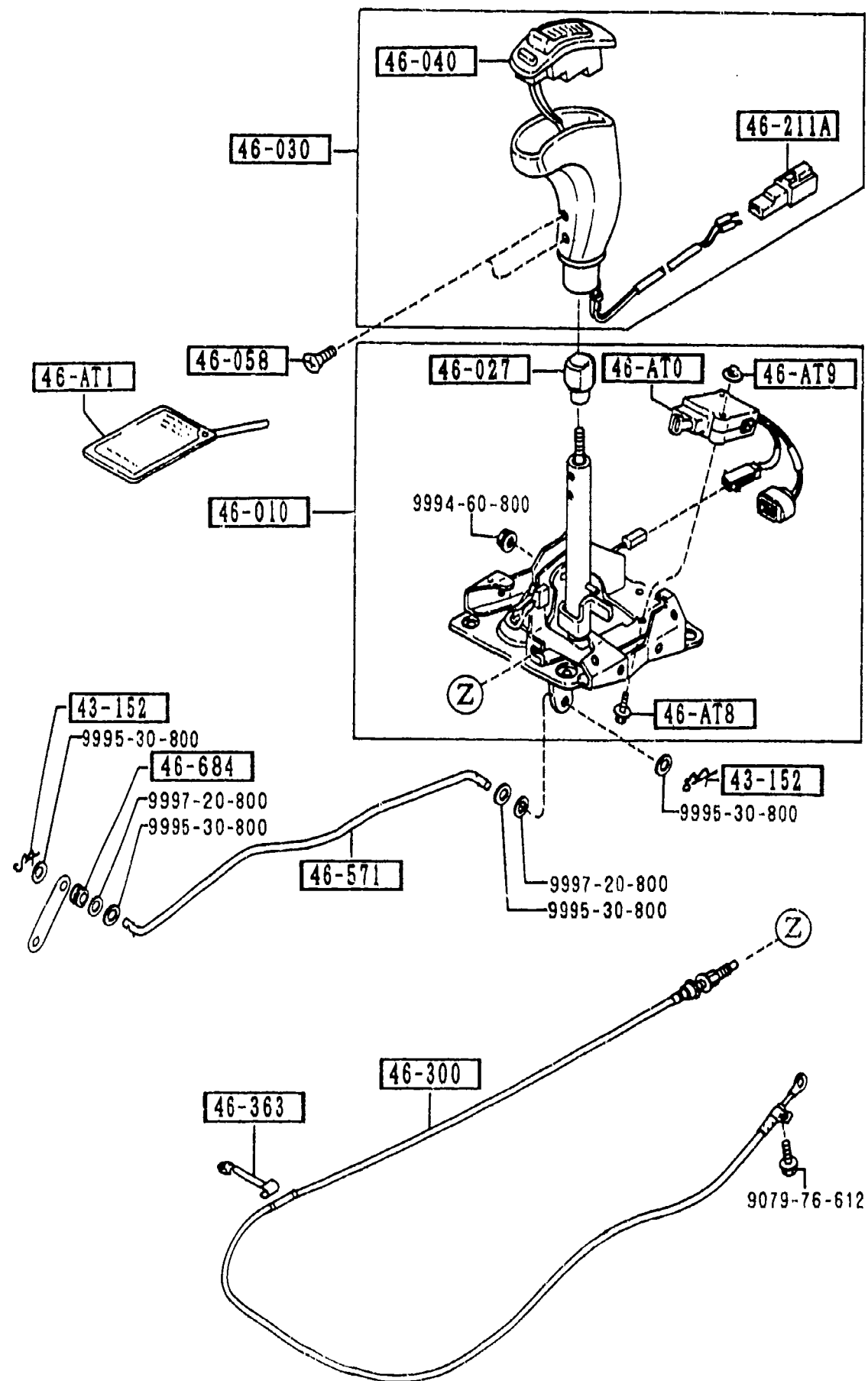
| | | | |
|---------|---|-------------|---------|
| 93-5104 |  | 99351-04999 | L=200MM |
| 93-5808 | | 99358-08999 | L=360MM |
| 93-5108 | | 99351-08999 | L=210MM |
| | | | |

4600 CHANGE CONTROL SYSTEM
(AT)

4600 -1 CHANGE CONTROL SYSTEM
(AT)



| PART NO. | QTY | MODEL/RESTRICTION | MODEL/RESTRICTION | MODEL/RESTRICTION | FROM-TO |
|--------------|-----|----------------------------|-------------------|-------------------|---------|
| 43-152 | | PIN, SNAP | | | |
| D001-43-152 | 2 | | | | |
| 46-AT0 | | ACTUATOR, SHIFT LOCK | | | |
| F062-46-AT0A | 1 | | | | |
| 46-AT1 | | TAG, CAUTION-CHANGE | | | |
| GN52-46-AT1B | 1 | | | | |
| 46-AT8 | | SCREW | | | |
| H338-46-AT8 | 2 | | | | |
| 46-AT9 | | NUT | | | |
| H338-46-AT9 | 2 | | | | |
| 46-010 | | LEVER, SELECT | | | |
| FC08-46-100C | 1 | | | | |
| 46-027 | | CAM, CHANGE LEVER | | | |
| FC07-46-027 | 1 | | | | |
| 46-030 | | KNOB, CHANGE LEVER | | | |
| FC08-46-030A | 1 | | | | |
| 46-040 | | SWITCH, OVER DRIVE CONTROL | | | |
| FC07-46-040A | 1 | | | | |
| 46-058 | | SCREW, CHANGE LEVER KNOB | | | |
| FB02-46-058C | 2 | | | | |
| 46-211A | | CONNECTOR, CHANGE LEVER | | | |
| H338-46-211 | 1 | | | | |
| 46-300 | | CABLE, INTER LOCK | | | |
| FC08-46-300C | 1 | | | | |
| 46-363 | | CLIP, INTER LOCK CABLE | | | |
| FC08-46-363 | 1 | | | | |
| 46-571 | | ROD, SELECTOR | | | |
| FC07-46-571 | 1 | | | | |



| PART NO. | QTY | MODEL/RESTRICTION | MODEL/RESTRICTION | MODEL/RESTRICTION | FROM-TO |
|------------------------|-----|-------------------|-------------------|-------------------|---------|
| 46-684
1015-46-684A | 1 | BUSH | | | |